



US00D519102S

(12) **United States Design Patent**  
**Liu**

(10) **Patent No.:** **US D519,102 S**

(45) **Date of Patent:** **\*\* Apr. 18, 2006**

(54) **PHONOGRAPH**

D433,011 S \* 10/2000 O'Donnell et al. .... D14/202  
D454,552 S \* 3/2002 Nakane ..... D14/168

(75) Inventor: **Chiu-Hsiung Liu**, Tainan (TW)

\* cited by examiner

(73) Assignee: **Hanpin Electron Co., Ltd.**, Tainan (TW)

*Primary Examiner*—Nanda Bondade

(74) *Attorney, Agent, or Firm*—Rosenberg, Klein & Lee

(\*\*) Term: **14 Years**

(57) **CLAIM**

(21) Appl. No.: **29/199,500**

The ornamental design for a phonograph, as shown and described.

(22) Filed: **Feb. 18, 2004**

**DESCRIPTION**

(51) **LOC (8) Cl.** ..... **14-01**

(52) **U.S. Cl.** ..... **D14/203**

(58) **Field of Classification Search** ..... D14/199–203,  
D14/261–263, 168; 369/127, 141, 153, 234–237,  
369/266, 271.1

FIG. 1 is a perspective view of a phonograph showing my new design;

FIG. 2 is a front elevational view thereof;

FIG. 3 is a rear elevational view thereof;

FIG. 4 is a left side elevational view thereof;

FIG. 5 is a right side elevational view thereof;

FIG. 6 is a top plan view thereof; and,

FIG. 7 is a bottom plan view thereof.

See application file for complete search history.

(56) **References Cited**

**U.S. PATENT DOCUMENTS**

D258,652 S \* 3/1981 Guillon ..... D14/261

**1 Claim, 4 Drawing Sheets**





FIG. 1




FIG. 2




FIG. 3




FIG. 4




FIG. 5




FIG. 6




FIG. 7