



US00D519100S

(12) **United States Design Patent** (10) **Patent No.:** **US D519,100 S**
Shioya et al. (45) **Date of Patent:** **** Apr. 18, 2006**

(54) **OUTDOOR INTERCOM UNIT**

(75) Inventors: **Kenji Shioya**, Kawasaki (JP); **Junichi Ogawa**, Fukuoka (JP)

(73) Assignee: **Matsushita Electric Industrial Co., Ltd.**, Osaka (JP)

(**) Term: **14 Years**

(21) Appl. No.: **29/230,762**

(22) Filed: **May 26, 2005**

(30) **Foreign Application Priority Data**

Jan. 13, 2005 (JP) 2005-000695

(51) **LOC (8) Cl.** **14-03**

(52) **U.S. Cl.** **D14/159**

(58) **Field of Classification Search** D14/162,
D14/159, 158, 142; D13/177; 713/182; 455/575.2;
379/176, 167.14, 167.05; 348/156, 155
See application file for complete search history.

(56) **References Cited**

U.S. PATENT DOCUMENTS

- 4,130,728 A * 12/1978 Grauel 379/167.05
- D281,500 S 11/1985 Yamagata et al.
- D281,501 S 11/1985 Yamagata et al.
- D283,130 S 3/1986 Boenning
- 4,584,436 A * 4/1986 Boenning et al. 379/176
- 4,809,320 A 2/1989 Hawkins et al.
- 4,843,461 A 6/1989 Tatsumi et al.
- D313,593 S 1/1991 Morooka
- D313,594 S 1/1991 Morooka
- D321,686 S * 11/1991 Plozner D14/159
- 5,210,520 A * 5/1993 Housley 340/326
- D381,638 S * 7/1997 Kruse et al. D14/342
- 5,657,380 A * 8/1997 Mozer 379/88.01
- D394,653 S * 5/1998 Kato et al. D14/159

- D394,656 S * 5/1998 Kato et al. D14/159
- D399,495 S * 10/1998 Bachschmid D13/177
- D410,004 S * 5/1999 LaPorte et al. D14/146
- D466,099 S 11/2002 Matsui et al.
- D466,491 S 12/2002 Matsui et al.
- D466,882 S 12/2002 Matsui et al.
- D466,883 S 12/2002 Matsui et al.
- D469,420 S * 1/2003 Parsadayan D14/159
- D480,377 S 10/2003 Yoshida et al.
- D480,702 S 10/2003 Yoshida et al.
- D490,396 S 5/2004 Yamaguchi et al.
- D491,551 S 6/2004 Matsui et al.
- D500,479 S * 1/2005 Senda et al. D14/130
- D500,751 S 1/2005 Yukikado et al.

FOREIGN PATENT DOCUMENTS

JP	770840	9/1989
JP	804496	1/1991

* cited by examiner

Primary Examiner—Cathron C. Brooks
Assistant Examiner—Austin Murphy
(74) *Attorney, Agent, or Firm*—Brinks Hofer Gilson & Lione


(57) **CLAIM**

We claim the ornamental design for an outdoor intercom unit, as shown and described.

DESCRIPTION

FIG. 1 is a front perspective view of an outdoor intercom unit of the present invention;
FIG. 2 is a front view thereof;
FIG. 3 is a rear view thereof;
FIG. 4 is a first side view thereof;
FIG. 5 is a second side view thereof;
FIG. 6 is a top view thereof; and,
FIG. 7 is a bottom view thereof.

1 Claim, 7 Drawing Sheets






FIG. 1

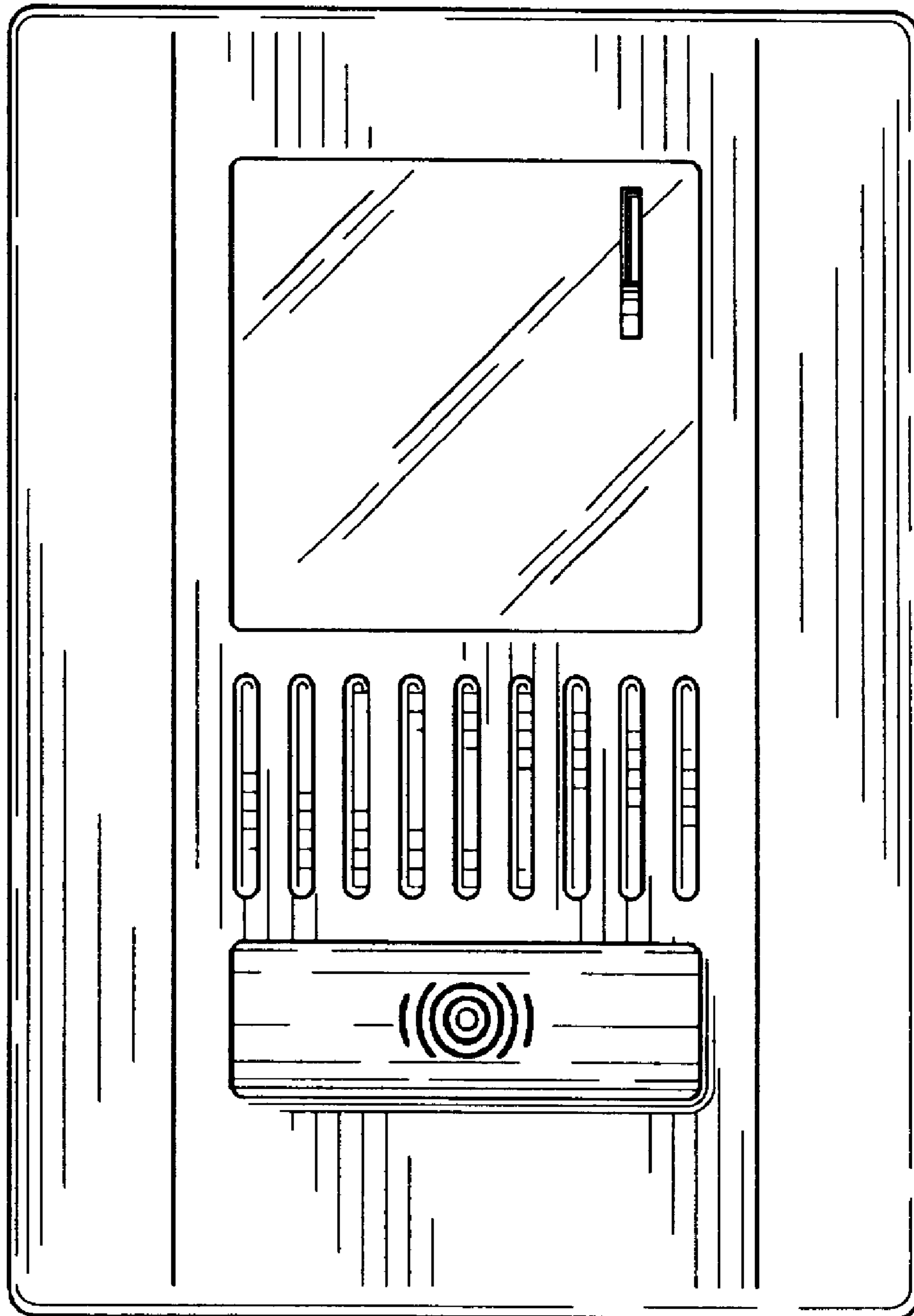


FIG. 2




FIG. 3

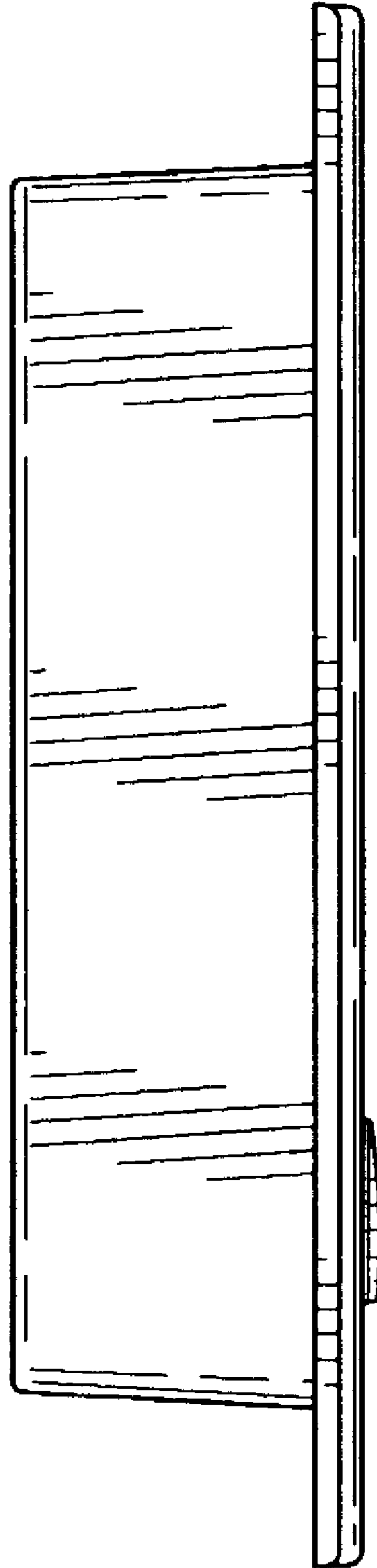


FIG. 4

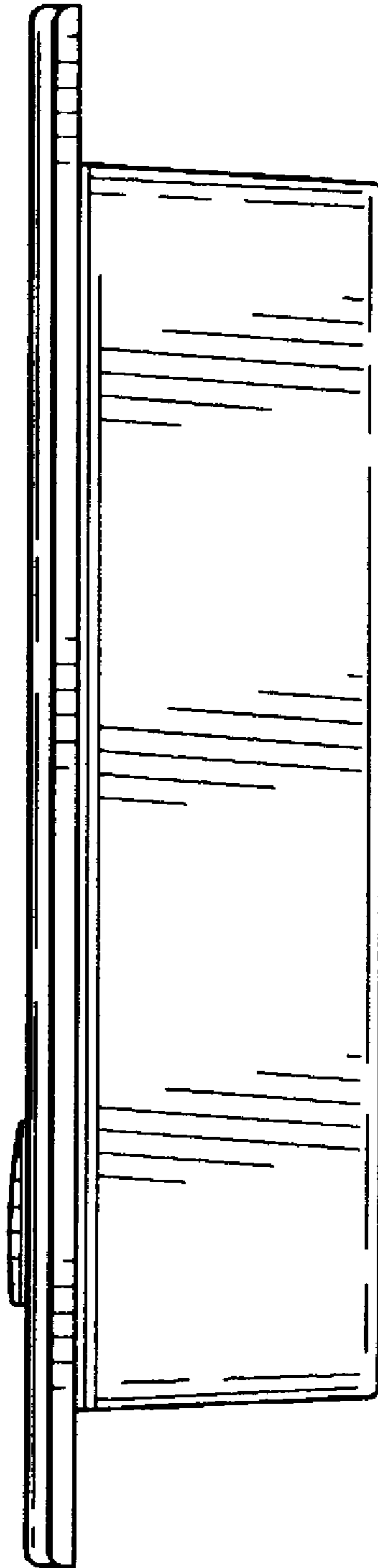


FIG. 5

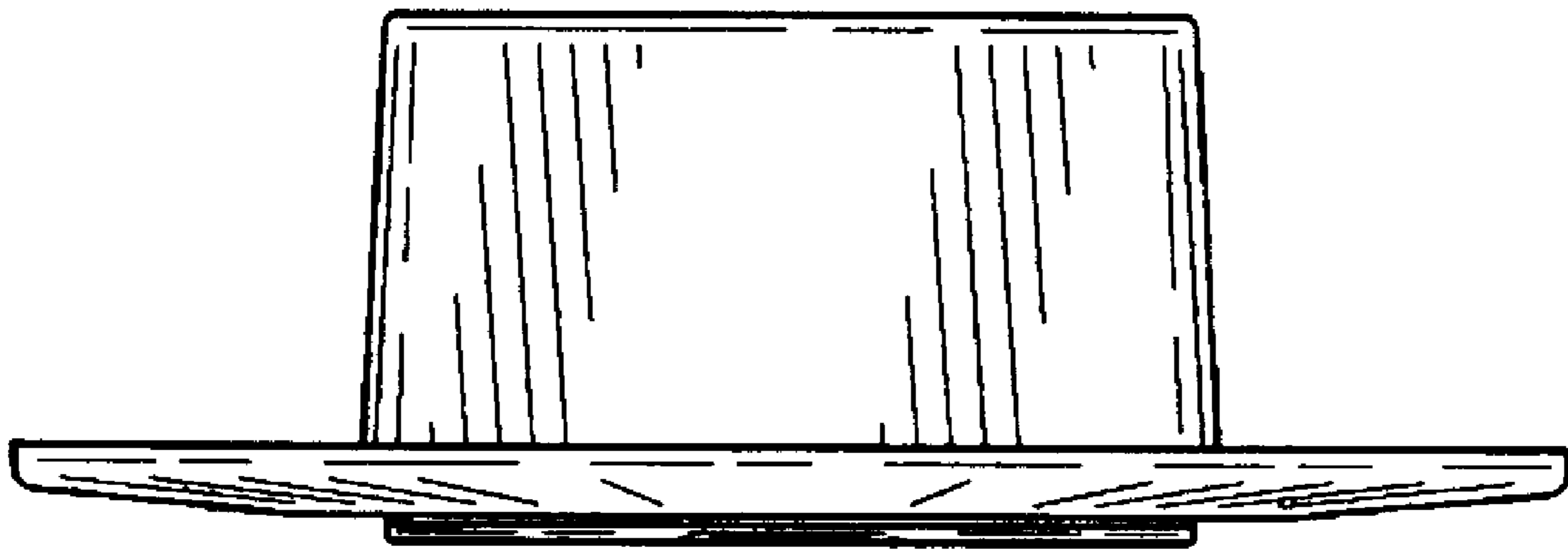


FIG. 6




FIG. 7