



US00D519091S

(12) **United States Design Patent**  
**Moriya et al.**

(10) **Patent No.:** **US D519,091 S**

(45) **Date of Patent:** **\*\* Apr. 18, 2006**

(54) **COMBINED DIGITAL VIDEO DISC  
RECORDER AND VIDEO TAPE RECORDER**

D356,083 S \* 3/1995 Ogawa et al. .... D14/135  
D429,706 S \* 8/2000 Miyazaki ..... D14/135  
D472,534 S \* 4/2003 Ueno et al. .... D14/136

(75) Inventors: **Toshiyuki Moriya**, Tokorozawa (JP);  
**Minoru Ikeda**, Inagi (JP); **Yoshihiro  
Iwama**, Kokubunji (JP); **Yasunori  
Kawauchi**, Mito (JP)

\* cited by examiner

*Primary Examiner*—Nanda Bondade

(73) Assignee: **Hitachi, Ltd.**, Tokyo (JP)

(74) *Attorney, Agent, or Firm*—Antonelli, Terry, Stout &  
Kraus, LLP

(\*\*) Term: **14 Years**

(57) **CLAIM**

(21) Appl. No.: **29/208,223**

We claim the ornamental design for a combined digital video  
disc recorder and video tape recorder, as shown.

(22) Filed: **Jun. 28, 2004**

(30) **Foreign Application Priority Data**

**DESCRIPTION**

Dec. 26, 2003 (JP) ..... 2003-038530

(51) **LOC (8) Cl.** ..... **14-01**

(52) **U.S. Cl.** ..... **D14/135; D14/136**

(58) **Field of Classification Search** ..... D14/135–136,  
D14/156–157, 160–165, 167–168, 192–198,  
D14/188, 217, 257, 258, 445; 360/99.02,  
360/99.07; 369/75.11, 75.21, 77.21, 77.11;  
720/612, 619, 647, 655; 455/344, 347–351  
See application file for complete search history.

FIG. 1 is a front, top and right side perspective view of a  
combined digital video disc recorder and video tape recorder  
showing our new design;

FIG. 2 is a front elevational view thereof;

FIG. 3 is a rear elevational view thereof;

FIG. 4 is a right side elevational view thereof;

FIG. 5 is a left side elevational view thereof;

FIG. 6 is a top plan elevational view thereof; and,

FIG. 7 is a bottom plan elevational view thereof.

(56) **References Cited**

**U.S. PATENT DOCUMENTS**

D312,826 S \* 12/1990 Hong ..... D14/135

**1 Claim, 5 Drawing Sheets**

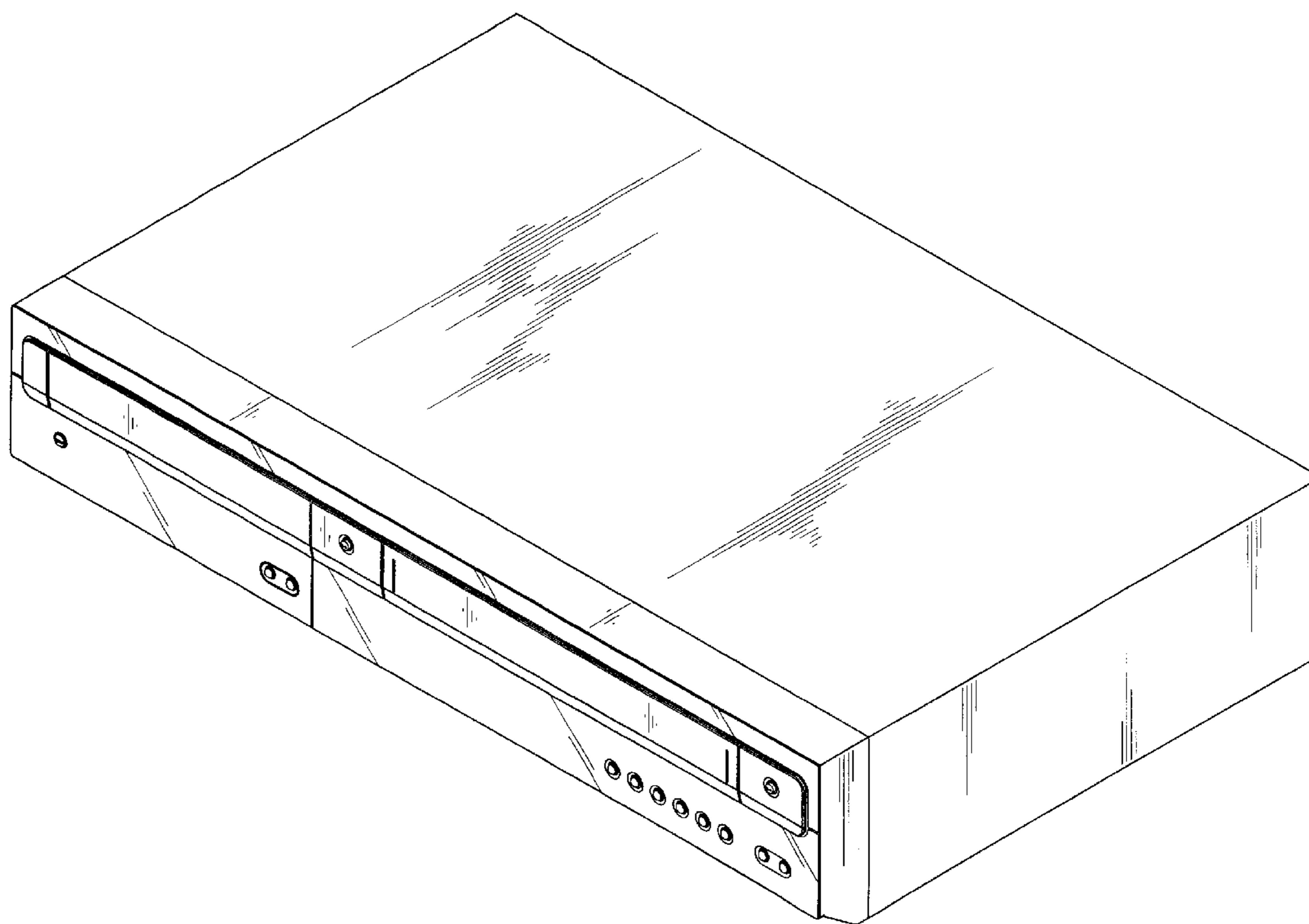


FIG. 1

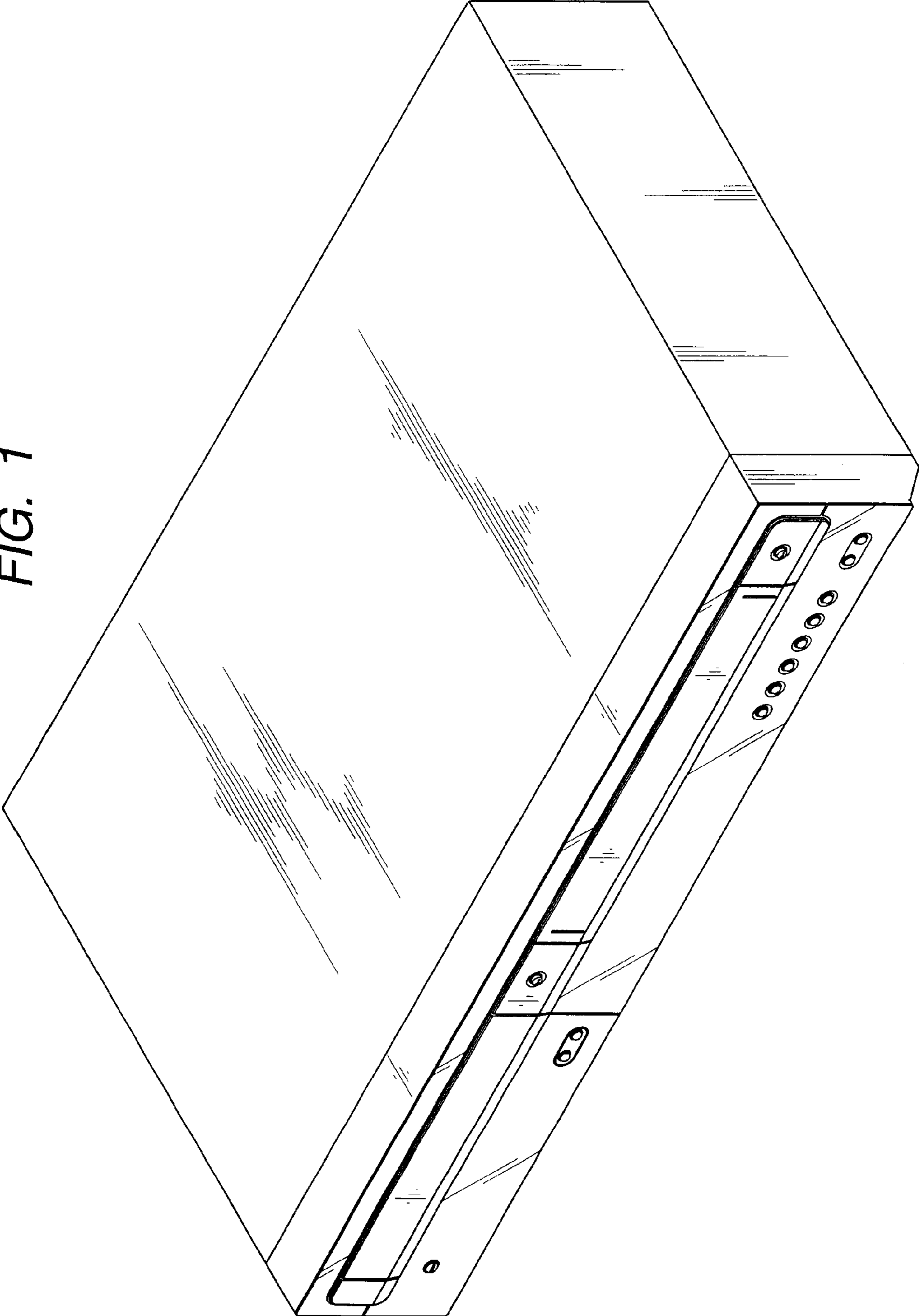


FIG. 2

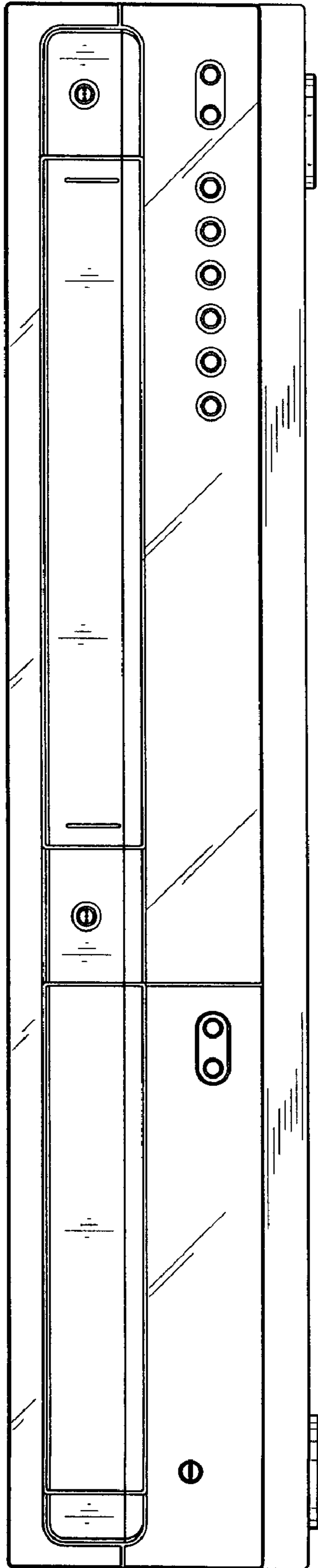
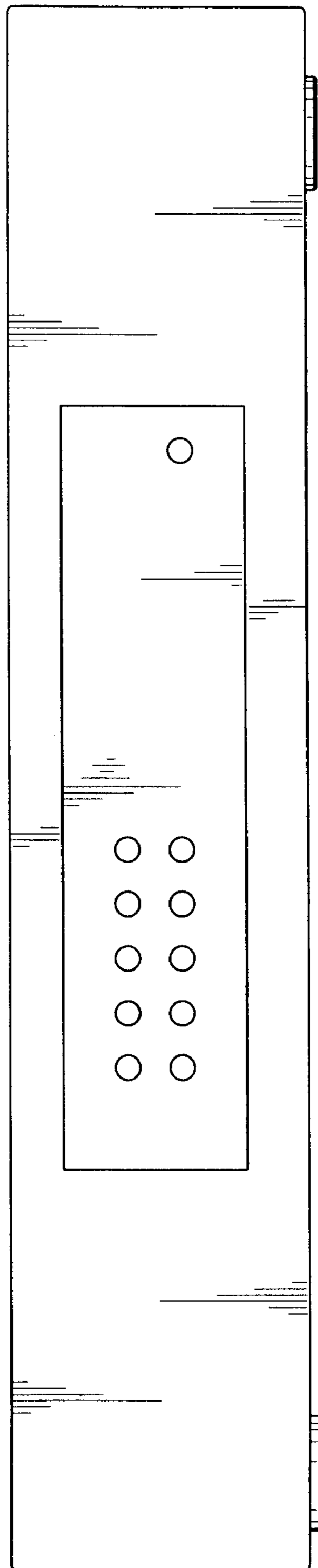
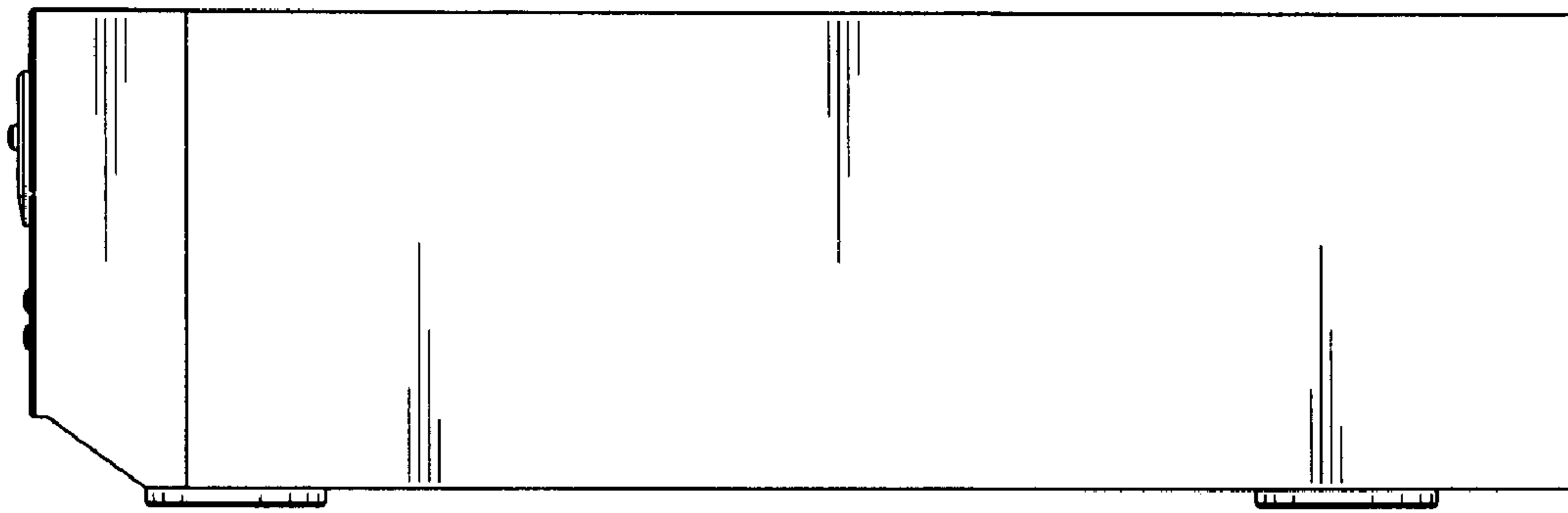


FIG. 3



*FIG. 4*



*FIG. 5*

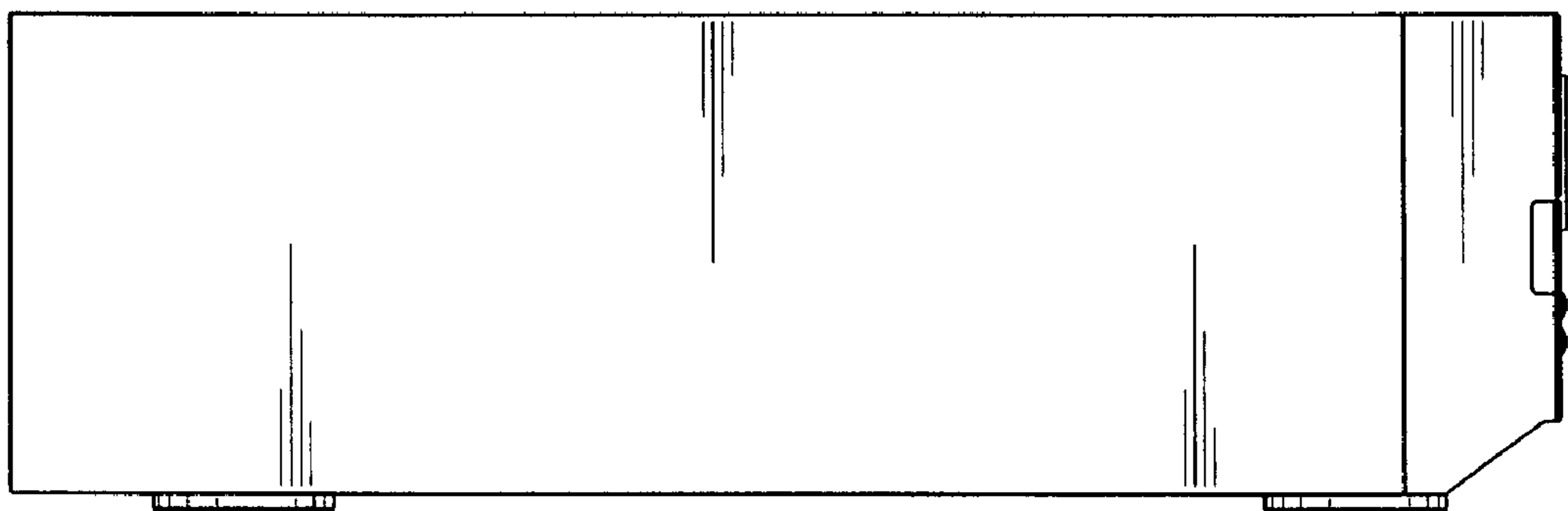


FIG. 6




FIG. 7

