



US00D519090S

(12) **United States Design Patent**
Forlenza

(10) **Patent No.:** **US D519,090 S**
(45) **Date of Patent:** **** Apr. 18, 2006**

- (54) **TELEVISION CONSOLE**
- (75) Inventor: **A. Michael Forlenza**, La Jolla, CA (US)
- (73) Assignee: **Hitachi Home Electronics (America), Inc.**, Chula Vista, CA (US)
- (**) Term: **14 Years**
- (21) Appl. No.: **29/205,164**
- (22) Filed: **May 10, 2004**
- (51) **LOC (8) Cl.** **14-03**
- (52) **U.S. Cl.** **D14/128**
- (58) **Field of Classification Search** D14/125-134, D14/239, 371, 374-376; 312/7.2; 348/836, 348/838, 180, 184, 325, 739; 341/12; 248/917-924; 345/104, 133, 156, 168, 87, 173; 353/74
See application file for complete search history.

- D460,427 S 7/2002 Oe et al.
- D470,466 S 2/2003 Forlenza et al.
- D473,532 S 4/2003 Oe et al.
- D476,633 S 7/2003 Oe et al.
- D484,106 S 12/2003 Oe et al.
- D493,431 S * 7/2004 Forlenza et al. D14/126
- D496,010 S * 9/2004 Honda D14/128

OTHER PUBLICATIONS

RCA "new Solutions", 1999/2000.*
RCA cat. Sep. 1, 1999.*
"Illumina," Hitachi UK catalog (1999-2000).

* cited by examiner

Primary Examiner—Raphael Barkai
(74) *Attorney, Agent, or Firm*—Knobbes, Martens, Olson & Bear, LLP

(57) **CLAIM**

The ornamental design for a television console, as shown and described.

(56) **References Cited**

U.S. PATENT DOCUMENTS


- D345,968 S 4/1994 Bruce et al.
- D360,203 S 7/1995 Bourgerie
- D368,087 S 3/1996 Gioscia
- D384,659 S 10/1997 Suzuki
- D410,917 S 6/1999 Novak et al.
- D418,832 S 1/2000 Tsuge
- D431,232 S 9/2000 Yokoyama et al.
- D434,015 S 11/2000 Oe et al.
- D440,950 S 4/2001 Oe et al.
- D442,926 S 5/2001 Kim et al.
- D455,133 S 4/2002 Inoue
- D456,372 S 4/2002 Oe et al.

DESCRIPTION

FIG. 1 is a perspective view of a television console;
FIG. 2 is a front elevational view thereof;
FIG. 3 is a rear elevational view thereof;
FIG. 4 is a left side elevational view thereof;
FIG. 5 is a right side elevational view thereof;
FIG. 6 is a top plan view thereof; and,
FIG. 7 is a bottom plan view thereof.

The broken lines are shown for illustrative purposes only and form no part of the claimed invention.

1 Claim, 6 Drawing Sheets



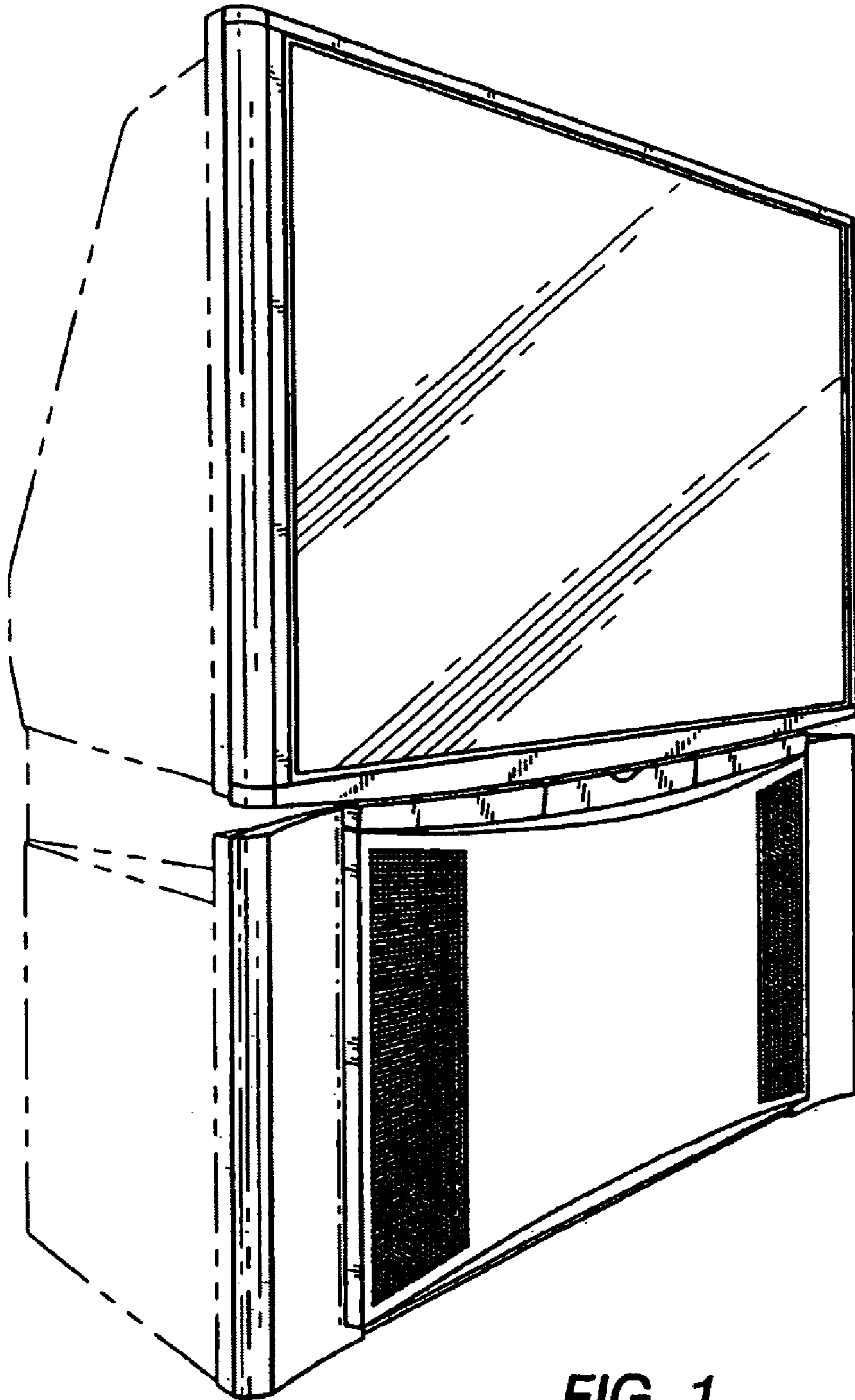


FIG. 1

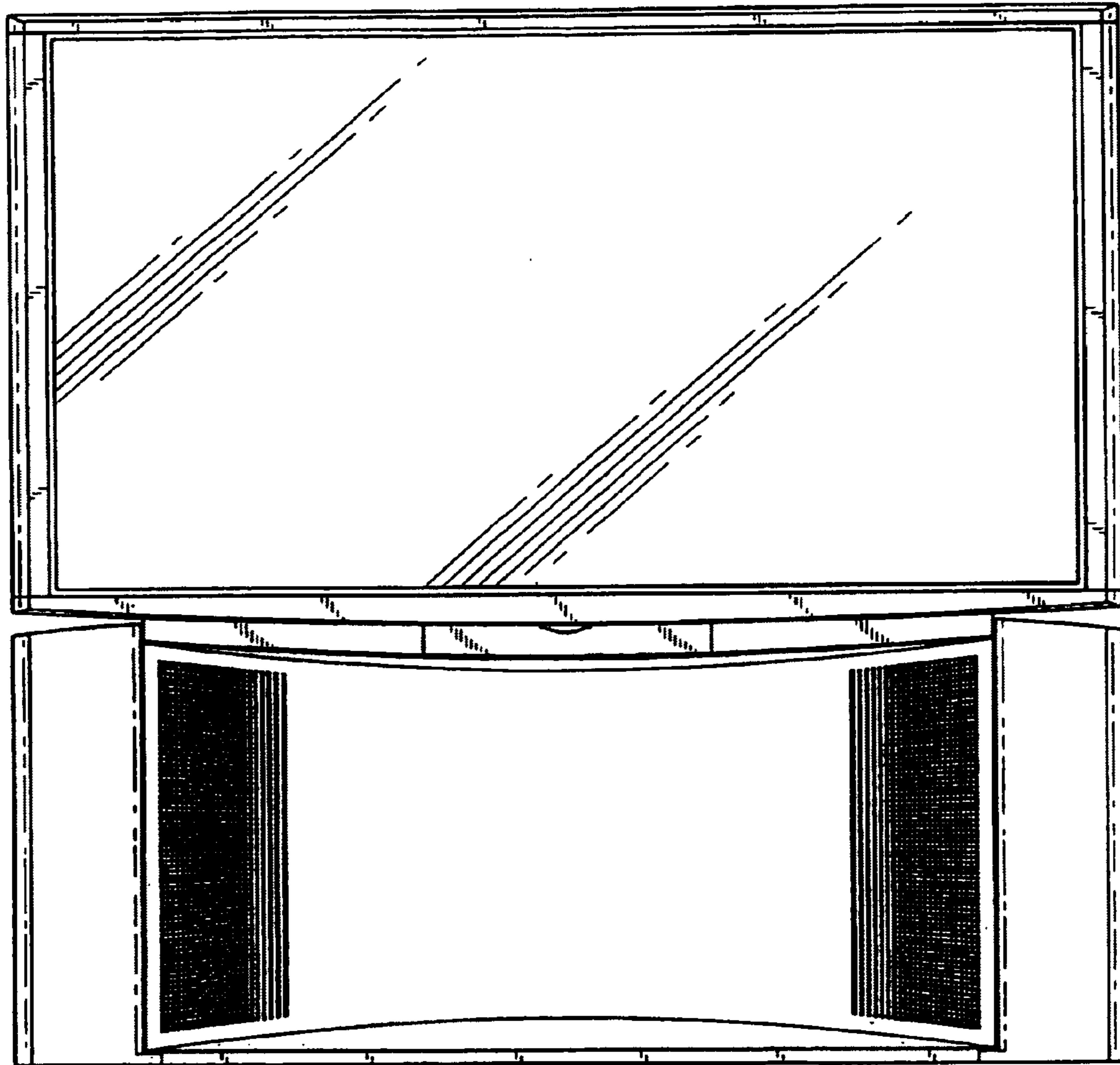


FIG. 2

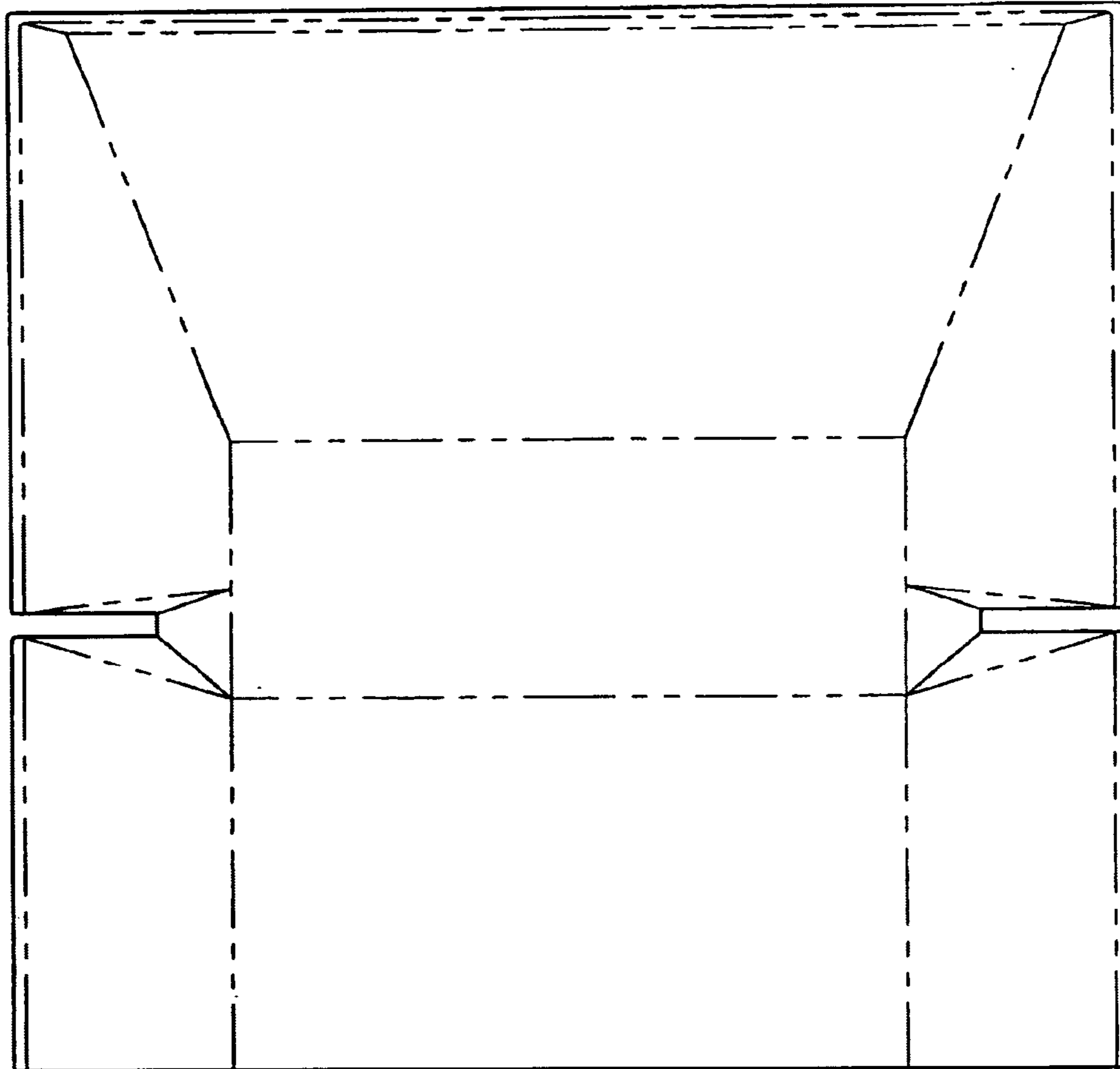


FIG. 3

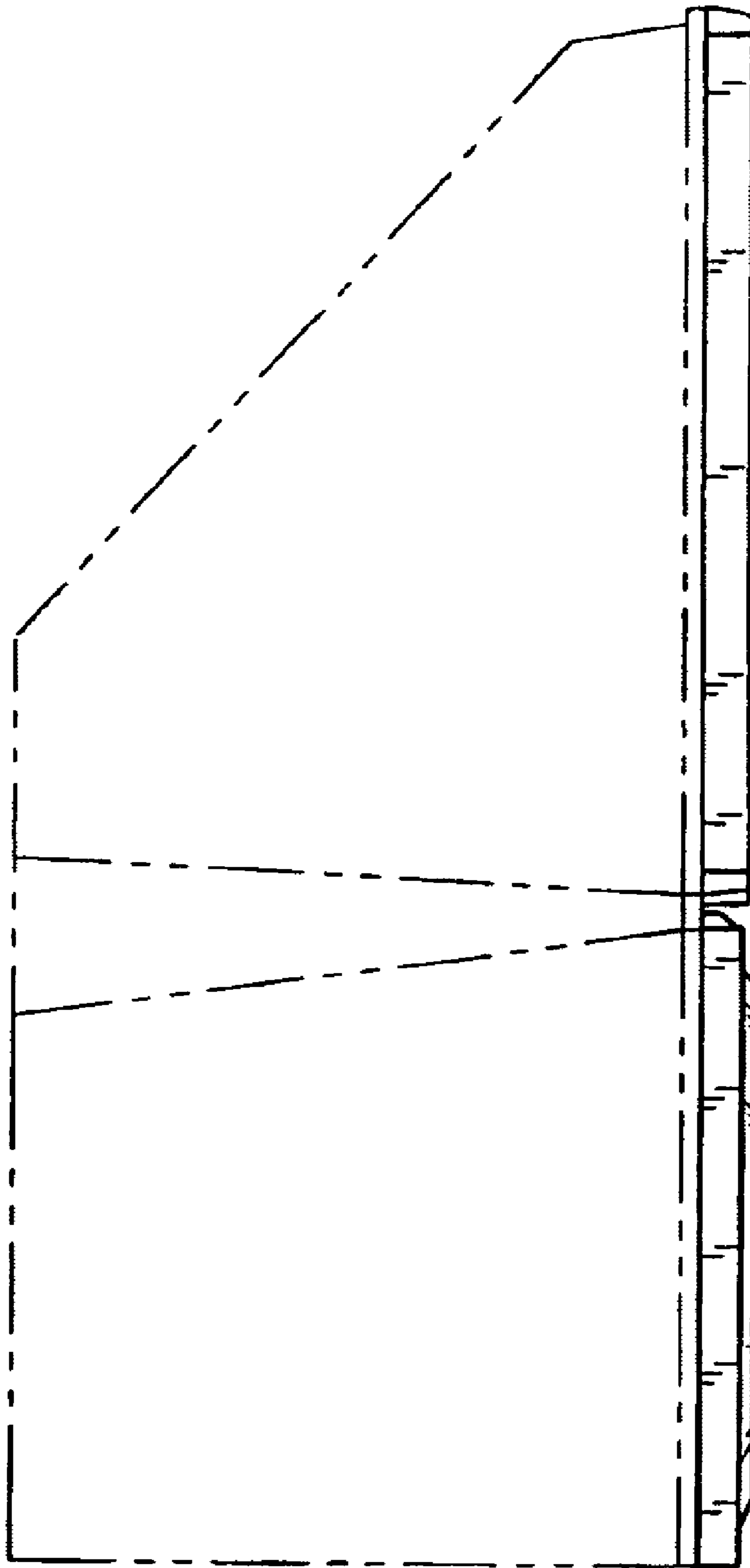


FIG. 4

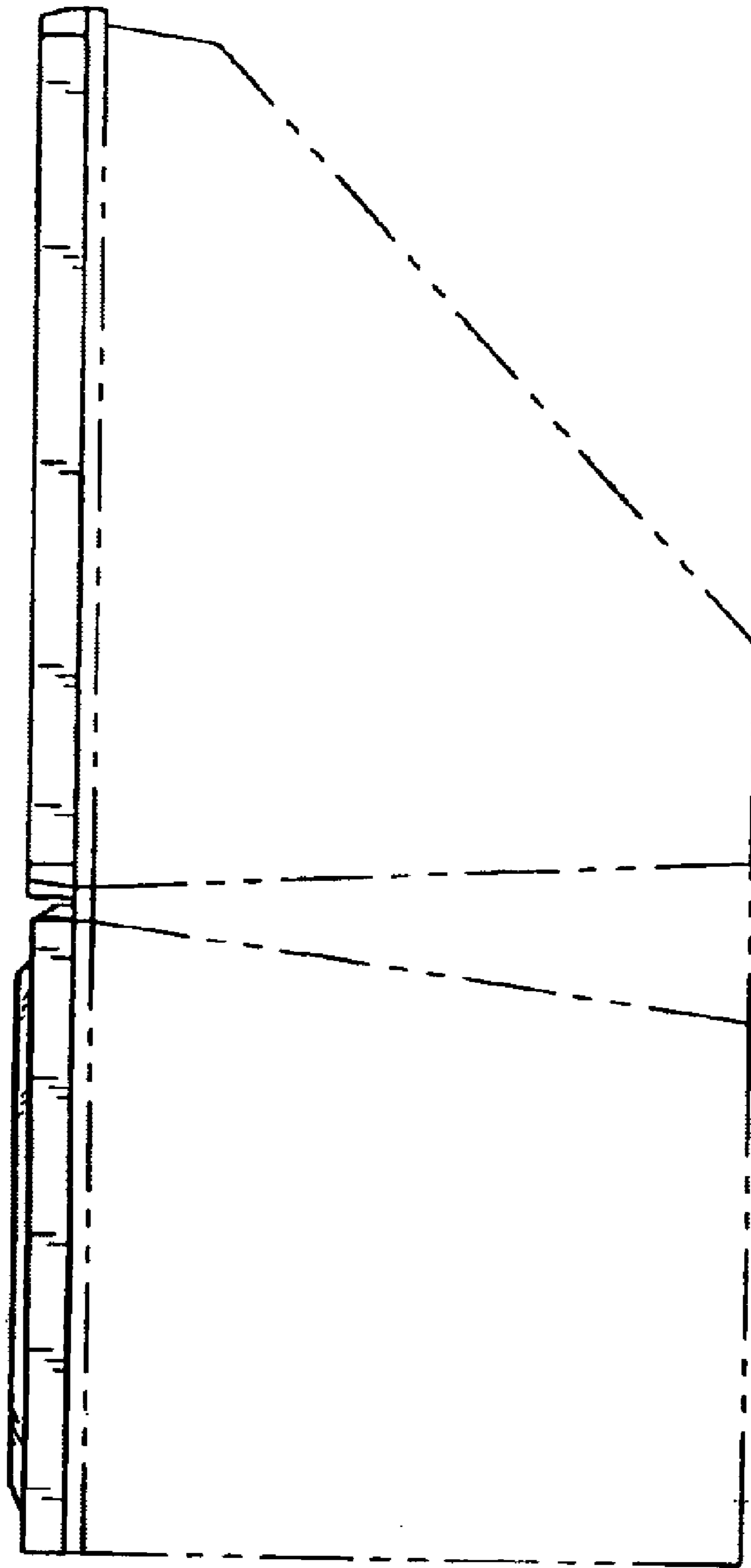


FIG. 5




FIG. 6




FIG. 7