



US00D519075S

(12) **United States Design Patent**
Kuramochi et al.

(10) **Patent No.:** **US D519,075 S**

(45) **Date of Patent:** **** Apr. 18, 2006**

(54) **AUTOMOBILE TIRE**

D290,104 S * 6/1987 Takehara D12/602
D350,510 S * 9/1994 Sugimoto D12/596

(75) Inventors: **Izumi Kuramochi**, Tokyo (JP);
Sadakazu Takei, Kanagawa (JP);
Hiroshi Tokizaki, Tokyo (JP);
Masahiro Ebiko, Kanagawa (JP);
Takumi Morito, Tokyo (JP); **Hiroyuki Kojima**, Kanagawa (JP)

* cited by examiner

Primary Examiner—Robert M. Spear
(74) *Attorney, Agent, or Firm*—Rader, Fishman & Grauer PLLC

(73) Assignee: **The Yokohama Rubber Co., Ltd.**,
Tokyo (JP)

(57) **CLAIM**

The ornamental design for automobile tire, as shown and described.

(**) Term: **14 Years**

DESCRIPTION

(21) Appl. No.: **29/210,136**

FIG. 1 is a front view of an automobile tire, showing the new design, a rear view thereof, a top plan view thereof and a bottom plan view thereof appearing the same as the front view;

(22) Filed: **Jul. 28, 2004**

FIG. 2 is a right side view of the automobile tire, a left side view thereof appearing the same as the right side view;

(30) **Foreign Application Priority Data**

Jan. 29, 2004 (JP) 2004-002083

FIG. 3 is a fragmentary front view, showing in enlargement the portion of 3—3 in FIG. 1;

(51) **LOC (8) Cl.** **12-15**

(52) **U.S. Cl.** **D12/603**

(58) **Field of Classification Search** D12/544,
D12/545, 560, 561, 566, 567, 579, 580, 583,
D12/596, 602, 603, 900, 901; 152/209.1,
152/209.9, 209.12, 209.18, 209.25
See application file for complete search history.

FIG. 4 is a cross-sectional view, taken along line 4—4 and in the direction of arrows in FIG. 3; and,

FIG. 5 is a perspective view of the automobile tire.

In the drawings, the broken line showing of a sidewall and inner bead represents environmental structure and forms no part of the claimed design. The dash-dot-dash lines represent the boundaries of the claimed design and form no part of the claim.

(56) **References Cited**

U.S. PATENT DOCUMENTS

D287,838 S * 1/1987 Takehara D12/602

1 Claim, 2 Drawing Sheets

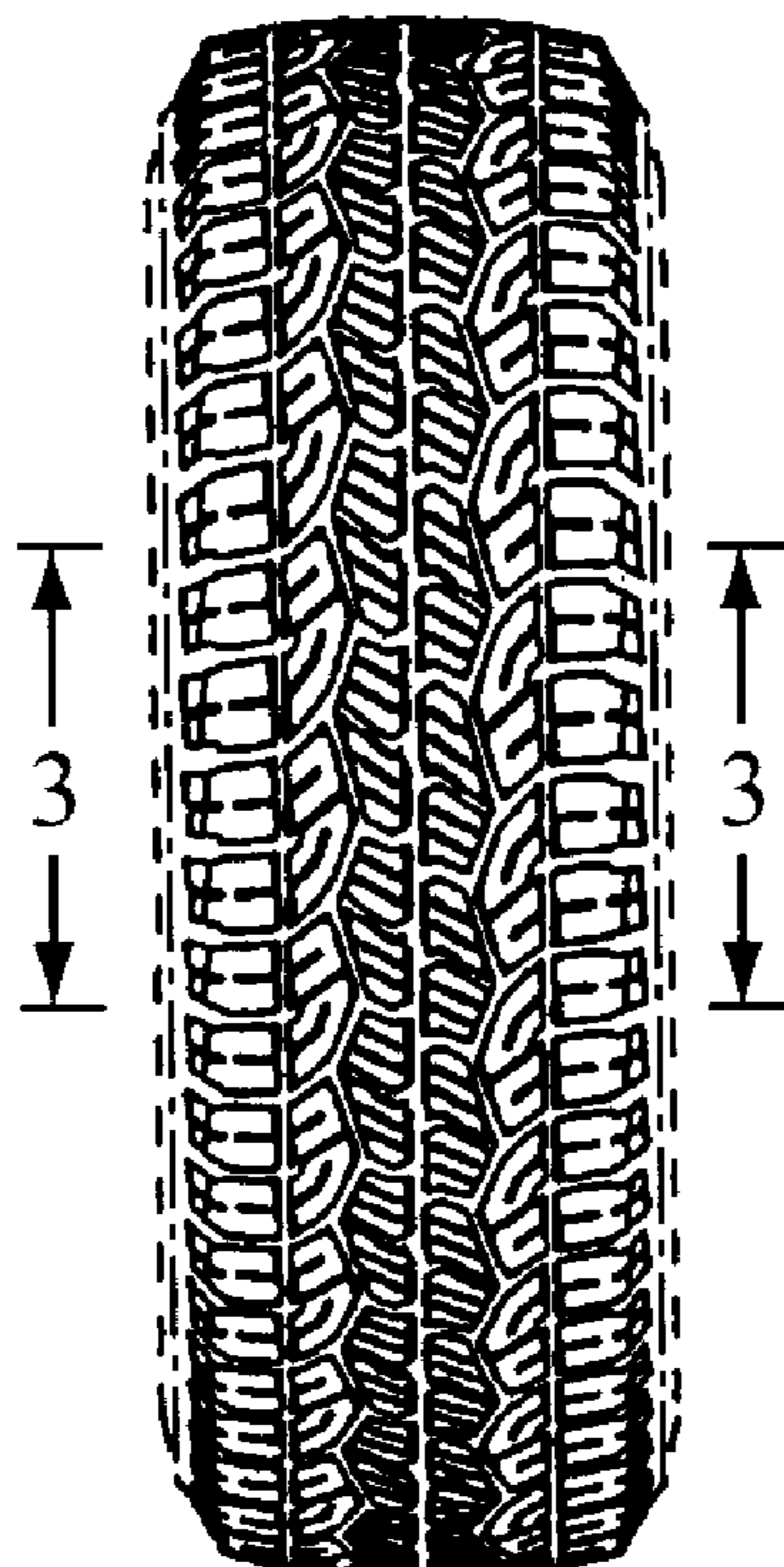


FIG. 1

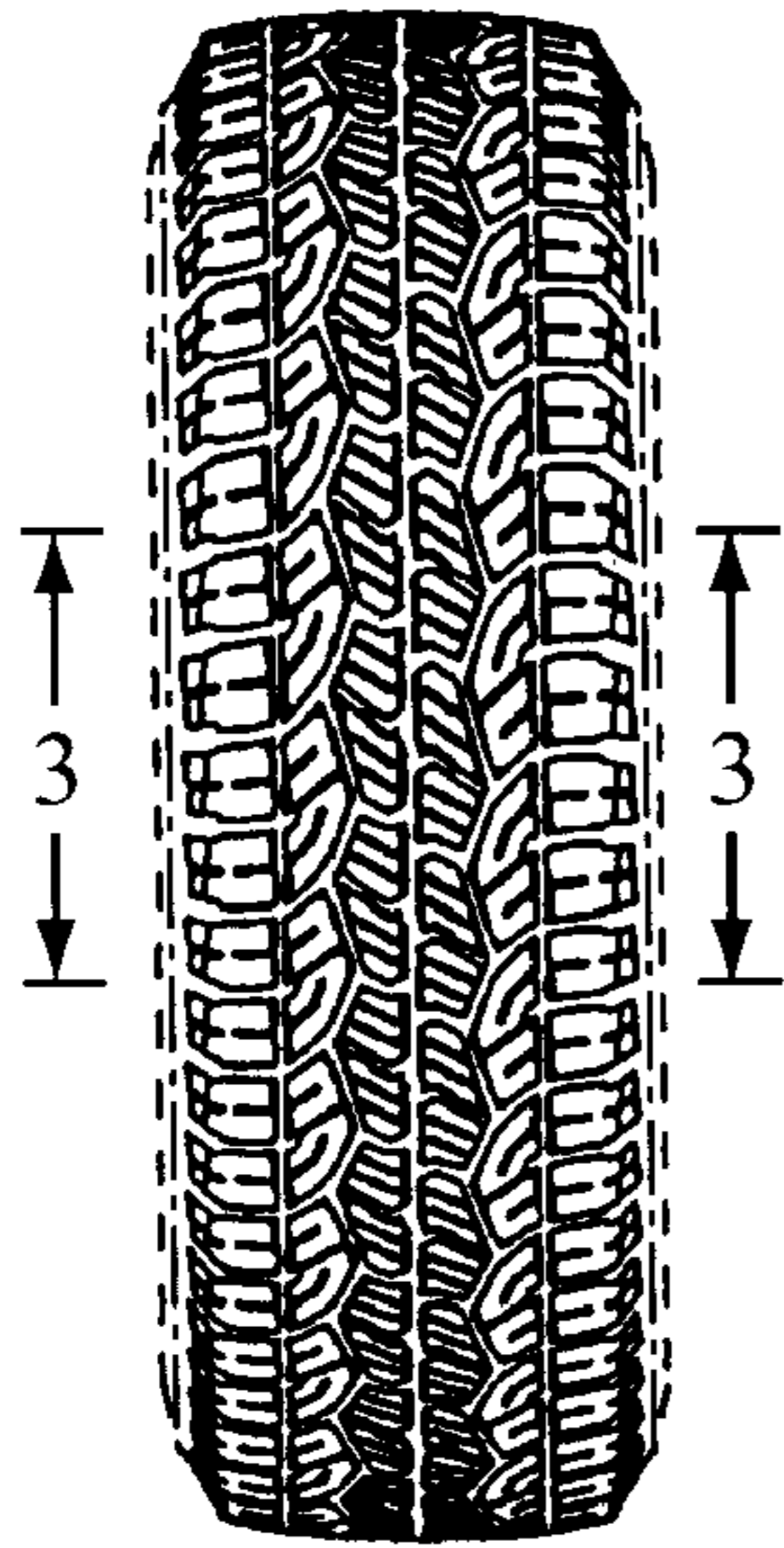


FIG. 2




FIG. 5

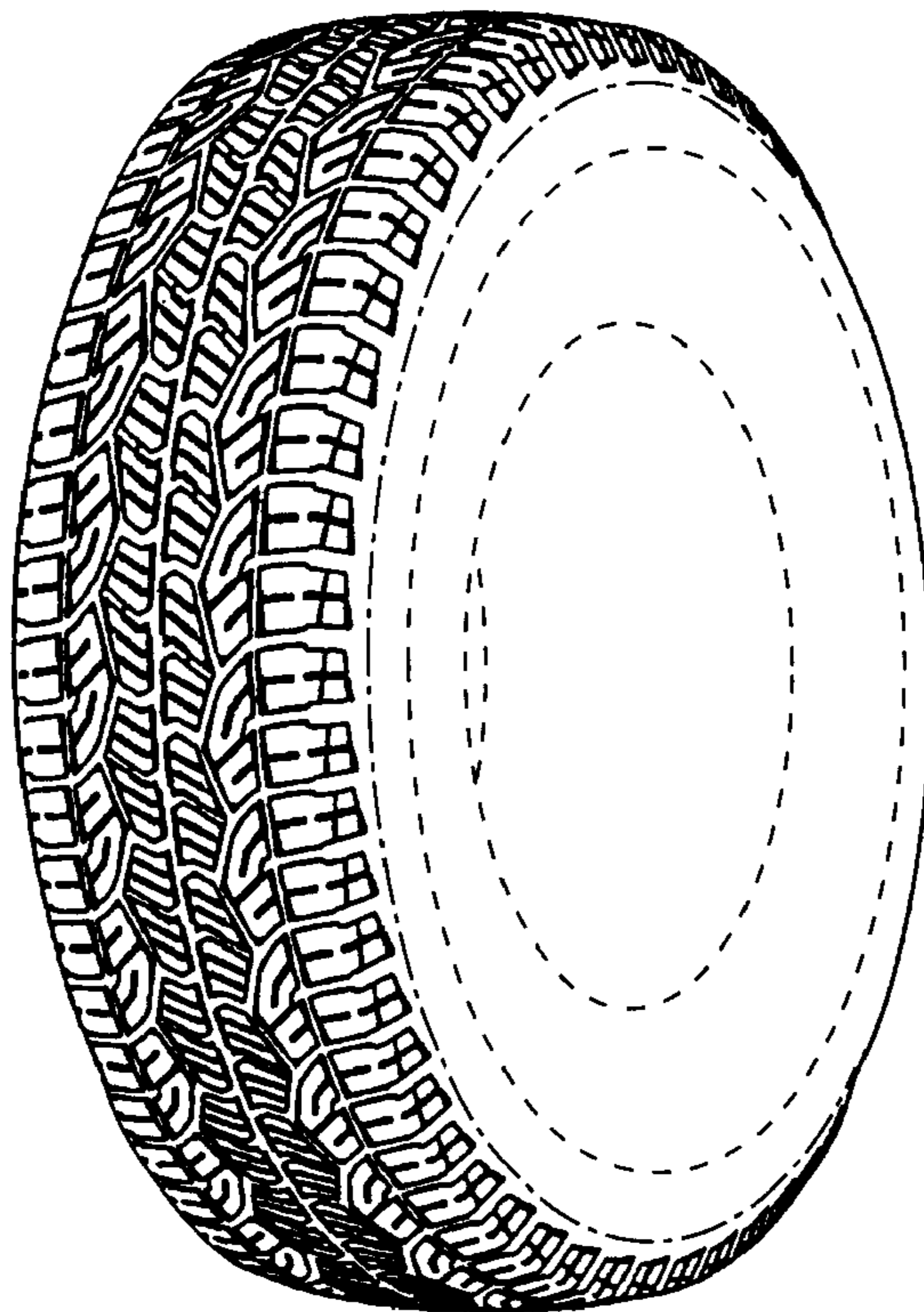


FIG. 3




FIG. 4

