



US00D519061S

(12) **United States Design Patent**
Matsuno et al.

(10) **Patent No.:** **US D519,061 S**
(45) **Date of Patent:** **** Apr. 18, 2006**

(54) **MOTORCYCLE**

D488,102 S 4/2004 Shimokawa et al. D12/110

(75) Inventors: **Yasutoki Matsuno**, Shibuya-ku (JP);
Mitsuaki Ota, Shibuya-ku (JP)

FOREIGN PATENT DOCUMENTS

(73) Assignee: **Yamaha Hatsudoki Kaubushiki**
Kaisha (JP)

| | | |
|----|-----------|---------|
| JP | 981091 | 5/1997 |
| JP | D1062380 | 2/2000 |
| JP | D.1090147 | 11/2000 |
| JP | D1125355 | 11/2001 |
| JP | D1155995 | 10/2002 |
| JP | D1172033 | 4/2003 |

(**) Term: **14 Years**

(21) Appl. No.: **29/212,403**

* cited by examiner

(22) Filed: **Aug. 31, 2004**

Primary Examiner—Alan P. Douglas

Assistant Examiner—Linda Brooks

Related U.S. Application Data

(63) Continuation-in-part of application No. 29/190,023, filed on
Sep. 12, 2003, now abandoned.

(74) *Attorney, Agent, or Firm*—Ostrolenk, Faber, Gerb &
Soffen, LLP

(51) **LOC (8) Cl.** **12-11**

(57) **CLAIM**

(52) **U.S. Cl.** **D12/110**

The ornamental design for a motorcycle, as shown.

(58) **Field of Classification Search** D12/110;

DESCRIPTION

180/219, 220, 225, 229

FIG. 1 is a front, left side, perspective view of a motorcycle
showing our new design;

See application file for complete search history.

FIG. 2 is a rear, right side perspective view thereof;

(56) **References Cited**

U.S. PATENT DOCUMENTS

| | | | | | |
|------------|---|---------|------------------|-------|---------|
| D307,119 S | * | 4/1990 | Yeh | | D12/110 |
| D398,265 S | * | 9/1998 | Robb et al. | | D12/110 |
| D399,174 S | | 10/1998 | Takeshita et al. | | D12/110 |
| D443,849 S | | 6/2001 | Chen | | D12/110 |
| D455,677 S | | 4/2002 | Kokubu et al. | | D12/110 |

FIG. 3 is a left side view thereof;

FIG. 4 is a right side view thereof;


FIG. 5 is a front view thereof;

FIG. 6 is a rear view thereof;

FIG. 7 is a top view thereof; and,

FIG. 8 is a bottom view thereof.

1 Claim, 4 Drawing Sheets






FIG. 1




FIG. 2




FIG. 3




FIG. 4

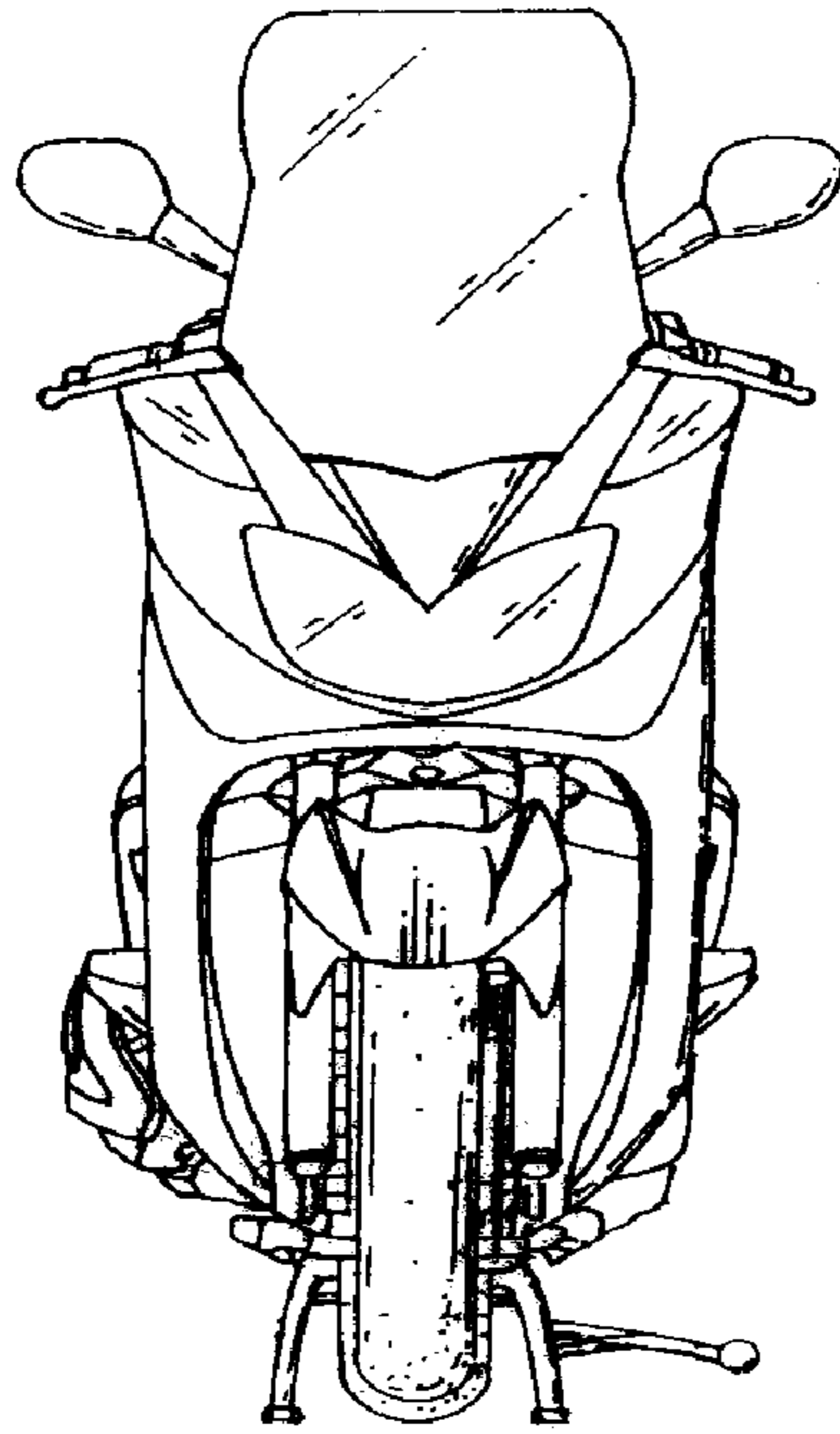


FIG. 5




FIG. 6

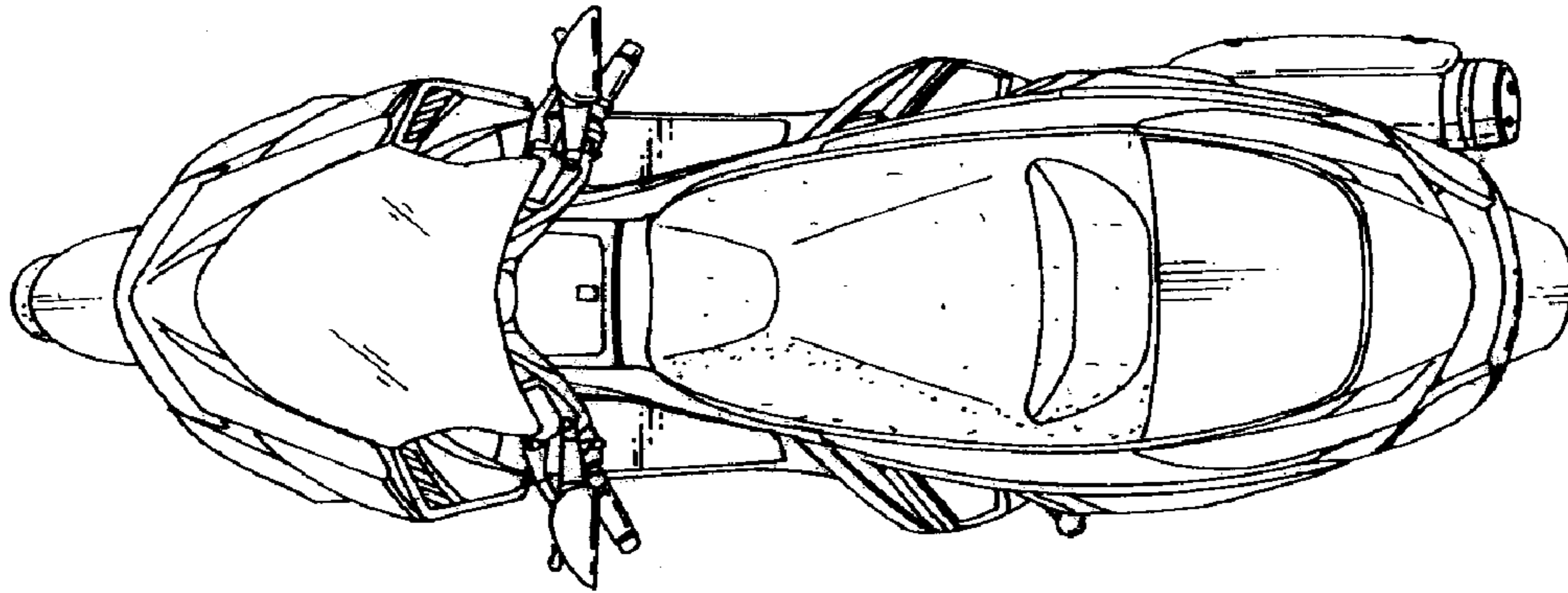


FIG. 7

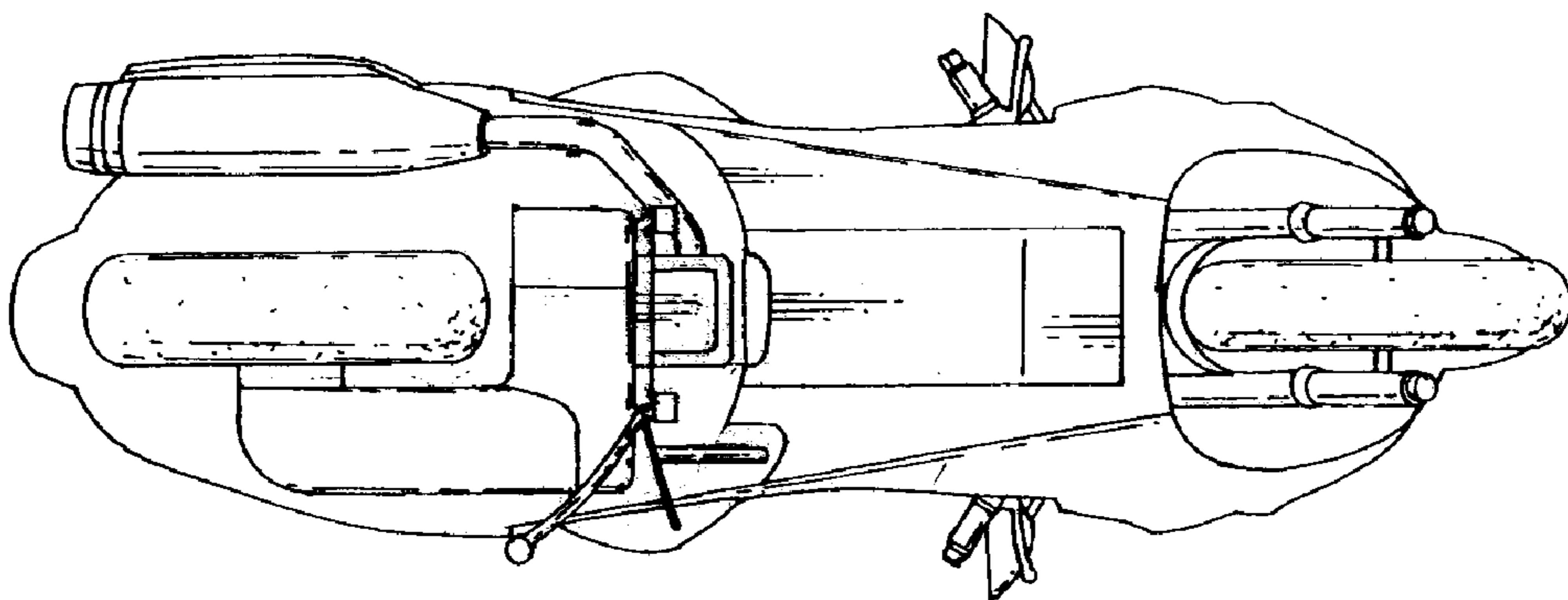


FIG. 8