



US00D519060S

(12) **United States Design Patent**  
**Hall et al.**

(10) **Patent No.:** **US D519,060 S**  
(45) **Date of Patent:** **\*\* Apr. 18, 2006**

(54) **AUTOMOBILE BODY**

(75) Inventors: **Mark D Hall**, Rochester, MI (US);  
**John G Opfer**, Rochester, MI (US);  
**Terrence A. Dekoninck**, Clarkston, MI (US)

(73) Assignee: **DaimlerChrysler Corporation**, Auburn Hills, MI (US)

(\*\*) Term: **14 Years**

(21) Appl. No.: **29/222,468**

(22) Filed: **Jan. 31, 2005**

(51) **LOC (8) Cl.** ..... **12-08**

(52) **U.S. Cl.** ..... **D12/92**

(58) **Field of Classification Search** ..... D12/90-92,  
D12/86, 88, 190; D21/424, 433; 296/181.1,  
296/181.5

See application file for complete search history.

(56) **References Cited**

**U.S. PATENT DOCUMENTS**

D439,204 S	*	3/2001	Odette et al.	.....	D12/92
D442,518 S	*	5/2001	Dehner et al.	.....	D12/92
D456,313 S	*	4/2002	Walling et al.	.....	D12/92
D489,648 S	*	5/2004	Gale et al.	.....	D12/92
D506,161 S	*	6/2005	Stephenson	.....	D12/92

\* cited by examiner

*Primary Examiner*—Melody N Brown  
(74) *Attorney, Agent, or Firm*—Ralph E. Smith

(57) **CLAIM**


The ornamental design for an automobile body, as shown and described.

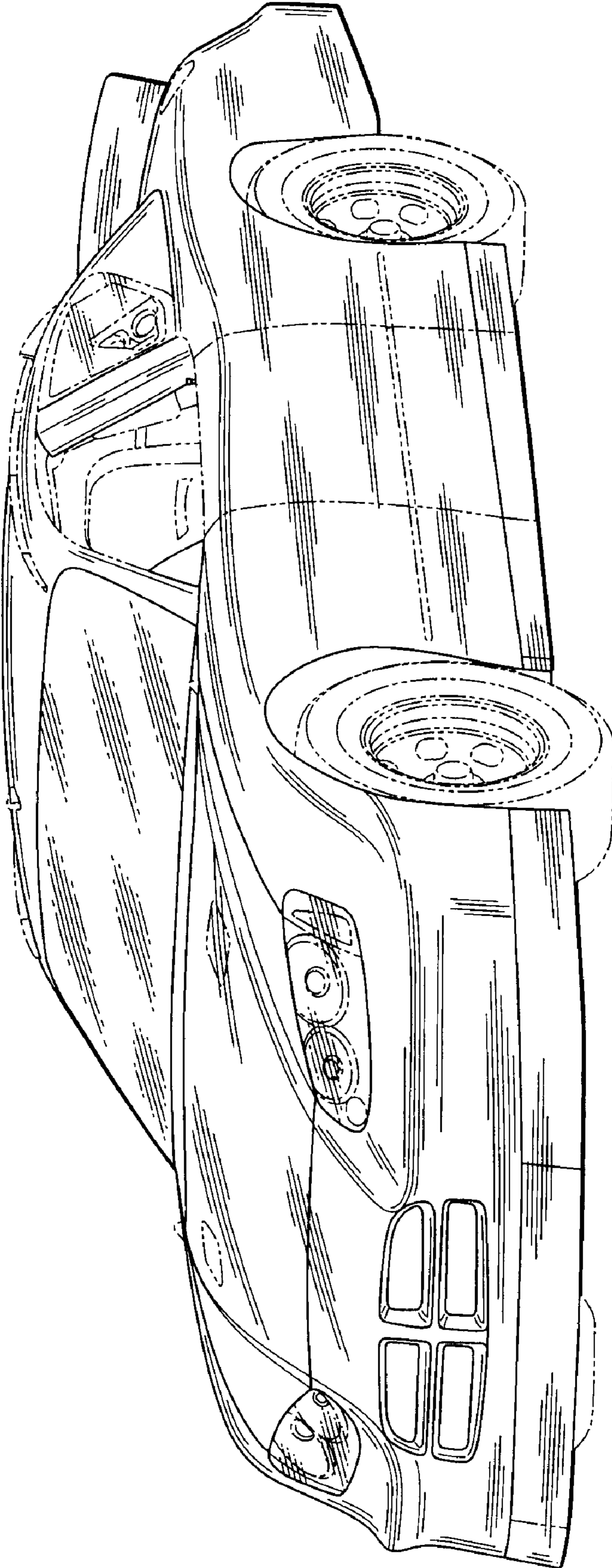
**DESCRIPTION**

FIG. 1 is a front perspective view of an automobile body showing our new design;  
FIG. 2 is a side view thereof;  
FIG. 3 is a front view thereof;  
FIG. 4 is a rear view thereof;  
FIG. 5 is a rear perspective view thereof;  
FIG. 6 is a front perspective view of an automobile body showing a second embodiment of our new design;  
FIG. 7 is a side view of FIG. 6;  
FIG. 8 is a front view of FIG. 6;  
FIG. 9 is a rear view of FIG. 6;  
FIG. 10 is a rear perspective view of FIG. 6; and,  
FIG. 11 is a top plan view of Embodiments 1 and 2. The only significant differences are the clips shown on the windshield, and latches shown on the hood.

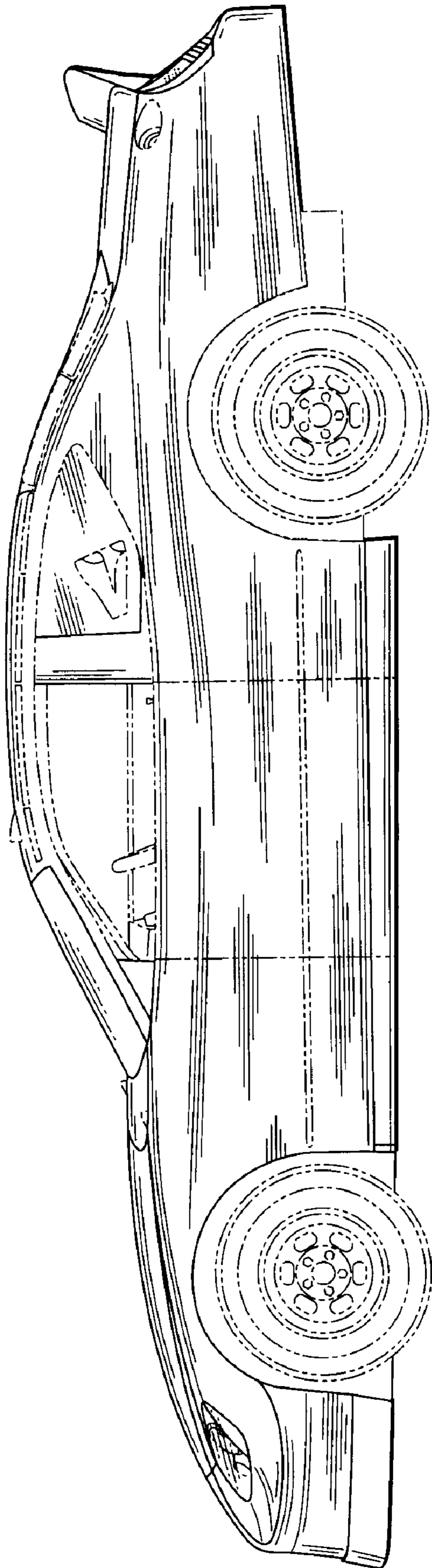
It will be understood that the dashed lines presented in the drawings are for illustration only, and do not form a part of the claimed design.

**1 Claim, 9 Drawing Sheets**






*Fig. 1*




*Fig. 2*

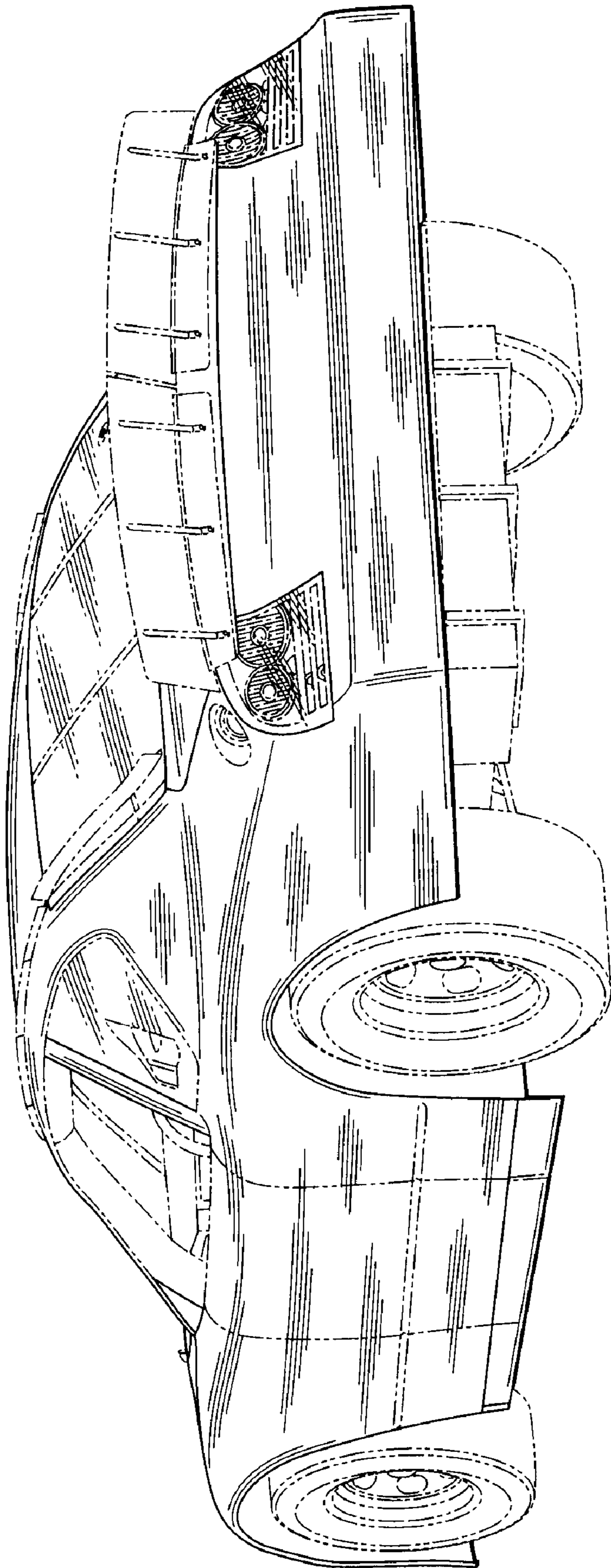




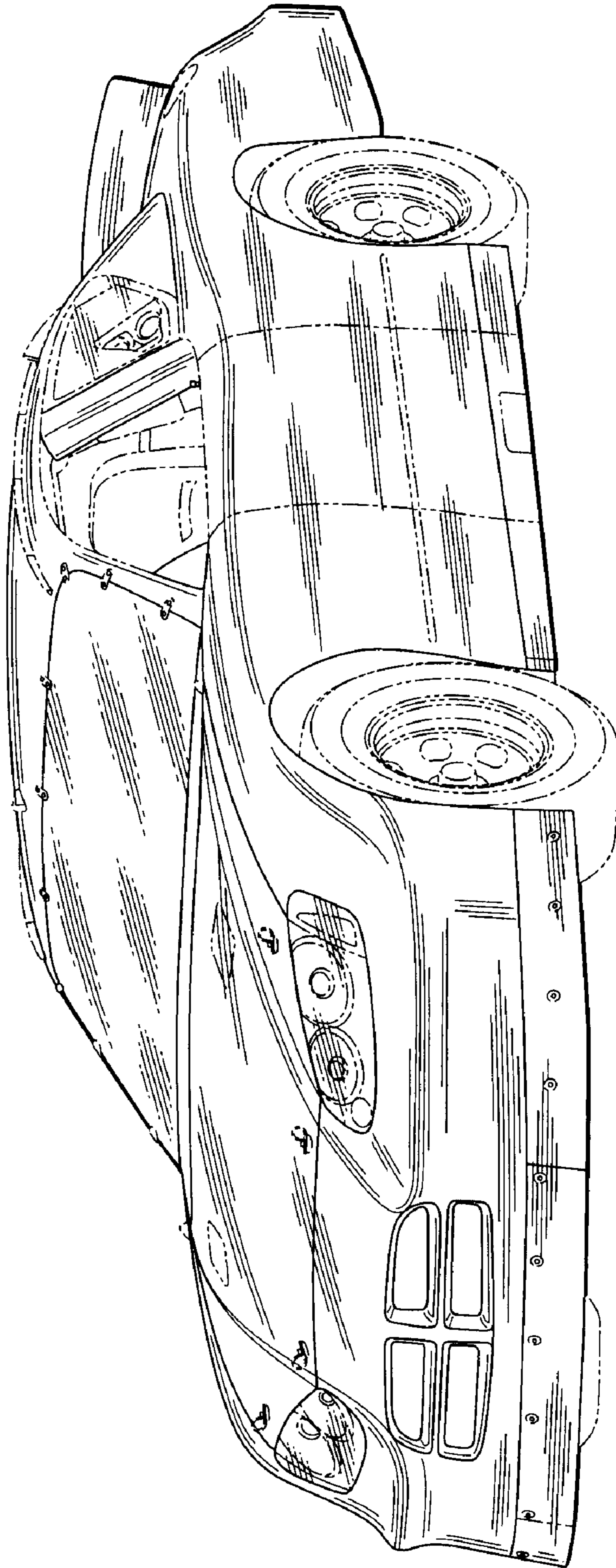
*Fig. 3*



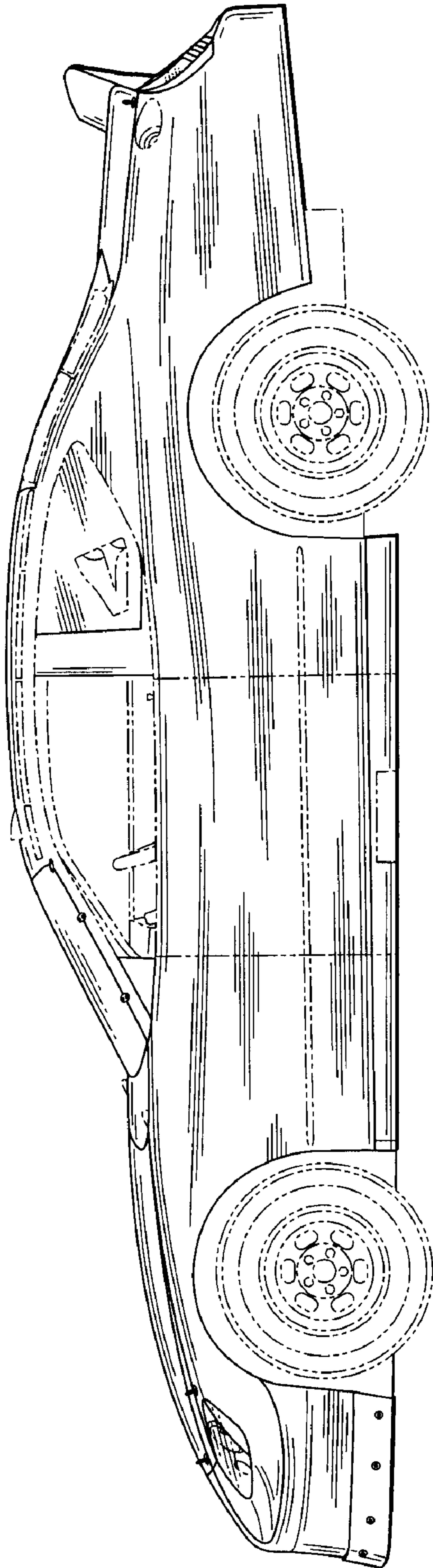
*Fig. 4*



*Fig. 5*




*Fig. 6*




*Fig. 7*



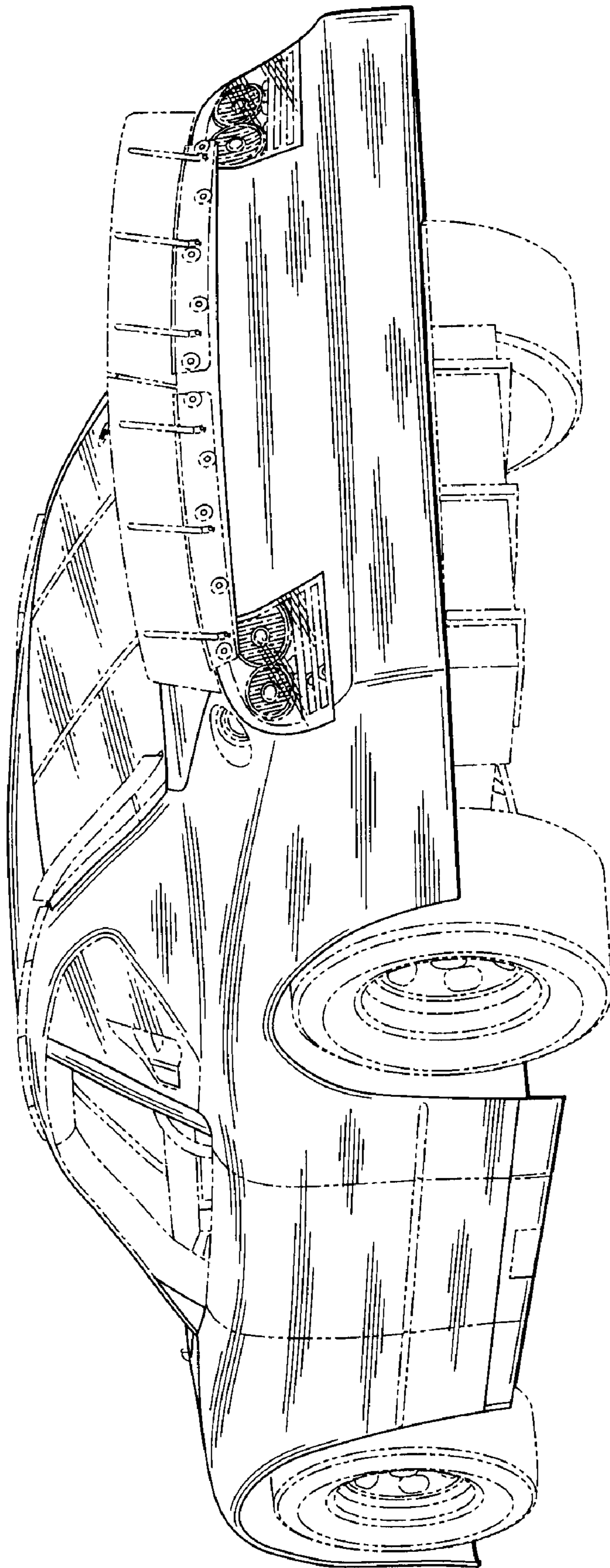


*Fig. 8*

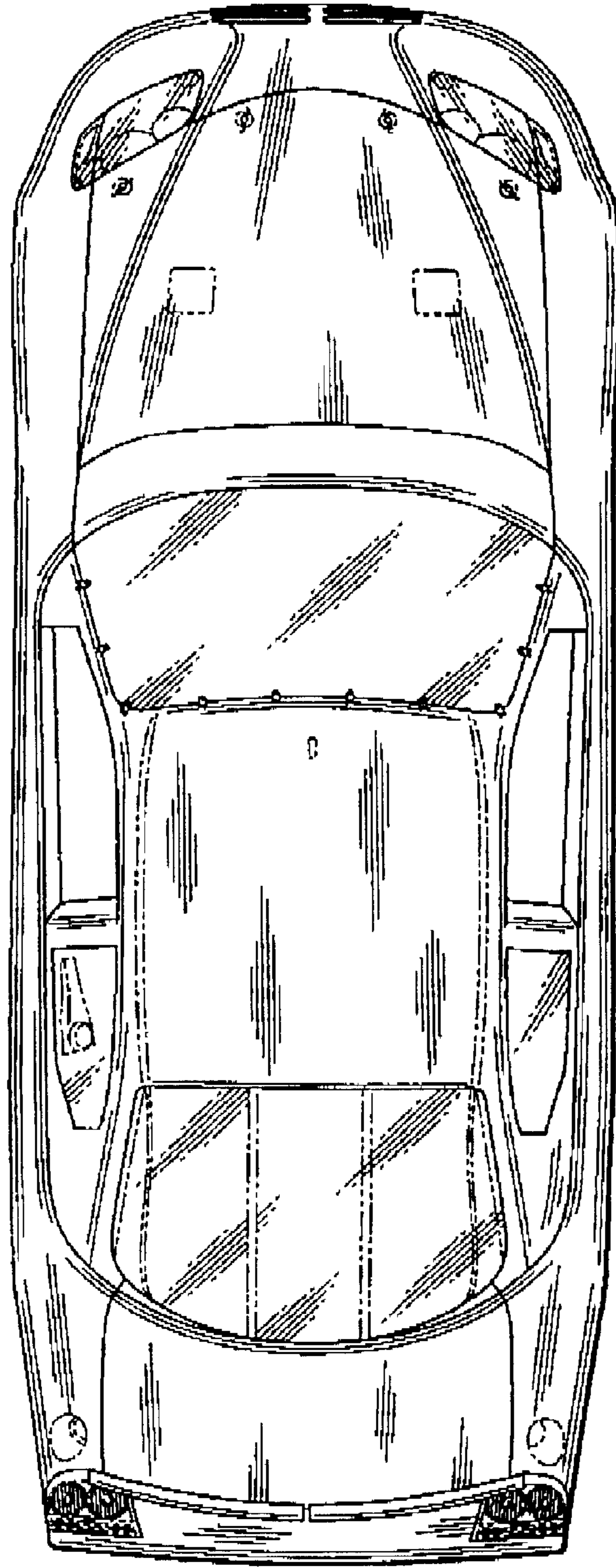


*Fig. 9*





*Fig. 10*



*Fig. 11*