



US00D519058S

(12) **United States Design Patent**
Schreyer et al.

(10) **Patent No.: US D519,058 S**
(45) **Date of Patent: ** Apr. 18, 2006**

(54) **VEHICLE**

(75) Inventors: **Peter Schreyer**, Ingolstadt (DE); **Klaus Bischoff**, Evessen (DE); **Frank Starz**, Braunschweig (DE)

(73) Assignee: **Volkswagen AG** (DE)

(**) Term: **14 Years**

(21) Appl. No.: **29/218,406**

(22) Filed: **Dec. 2, 2004**

(30) **Foreign Application Priority Data**

Nov. 3, 2004 (DE) 4 04 06 219

(51) **LOC (8) Cl.** **12-08**

(52) **U.S. Cl.** **D12/92**

(58) **Field of Classification Search** D12/90-92,
D12/86; D21/424, 433; 296/181.1, 181.5
See application file for complete search history.

(56) **References Cited**

U.S. PATENT DOCUMENTS

- D459,274 S * 6/2002 Warkuss et al. D12/92
- D464,914 S * 10/2002 Warkuss et al. D12/91
- D471,490 S * 3/2003 Pfeiffer et al. D12/92
- D477,795 S * 7/2003 Warkuss et al. D12/91

- D489,647 S * 5/2004 Matsumoto et al. D12/92
- D491,842 S * 6/2004 Nakamura et al. D12/92
- D503,906 S * 4/2005 Warkuss et al. D12/92
- D505,096 S * 5/2005 Schreyer et al. D12/91

FOREIGN PATENT DOCUMENTS

JP 2004011850 1/2004

* cited by examiner

Primary Examiner—Melody N. Brown

(74) *Attorney, Agent, or Firm*—Ostrolenk, Faber, Gerb & Soffen, LLP; Klaus P. Stoffel

(57) **CLAIM**

The ornamental design for a vehicle, as shown and described.

DESCRIPTION

FIG. 1 is a front view of the vehicle of the present invention; FIG. 2 is a rear view thereof; FIG. 3 is a left side view thereof; FIG. 4 is a right side view thereof; FIG. 5 is a front right side perspective view thereof; and, FIG. 6 is a rear right side perspective view thereof. The license plate letters and numbers do not form part of the claimed design, nor does the bottom of the vehicle.

1 Claim, 6 Drawing Sheets






Fig. 1



Fig. 2




Fig. 3




Fig. 4



Fig. 5



Fig. 6