



US00D519051S

(12) **United States Design Patent**
Higuchi

(10) **Patent No.:** **US D519,051 S**

(45) **Date of Patent:** **** Apr. 18, 2006**

(54) **ACCESSORY TO PUT ON A BODY**

D480,657 S * 10/2003 Waldman D11/1
D485,779 S * 1/2004 Steckbeck D11/7
D499,046 S * 11/2004 Pinto et al. D11/79

(75) Inventor: **Mitsuo Higuchi**, Yamanashi (JP)

* cited by examiner

(73) Assignee: **Gohsho Company, Limited**, Yamanashi (JP)

Primary Examiner—Ralf Seifert

(**) Term: **14 Years**

(74) *Attorney, Agent, or Firm*—Reed Smith LLP; Stanley P. Fisher, Esq.; Juan Carlos A. Marquez, Esq.

(21) Appl. No.: **29/222,120**

(57) **CLAIM**

(22) Filed: **Jan. 27, 2005**

The ornamental design for an accessory to put on a body, as shown and described.

(51) **LOC (8) Cl.** **11-01**

(52) **U.S. Cl.** **D11/1; D11/79**

(58) **Field of Classification Search** D11/1–2,
D11/7, 40–44, 46–49, 53, 56–57, 59–61,
D11/63, 65, 79–83, 86–87, 89, 90, 99–101,
D11/106, 114–116, 200–201; 63/1.11, 18–20;
D3/207–211

See application file for complete search history.

DESCRIPTION

(56) **References Cited**

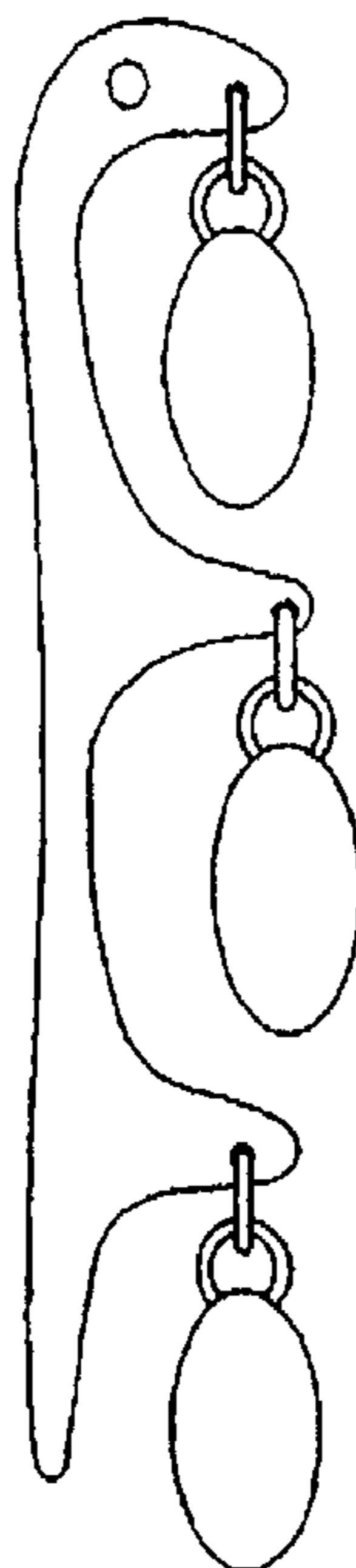
U.S. PATENT DOCUMENTS

D257,026 S * 9/1980 Barr D11/75
D386,439 S * 11/1997 Itzkowitz D11/41
D394,824 S * 6/1998 Itzkowitz D11/79
D471,478 S * 3/2003 Waldman D11/1
D474,418 S * 5/2003 Waldman D11/1
D479,145 S * 9/2003 Newman D11/40

FIG. 1 is a front view of an accessory;
FIG. 2 is a back view of an accessory;
FIG. 3 is a plan view of an accessory;
FIG. 4 is a bottom view of an accessory;
FIG. 5 is a right side of an accessory;
FIG. 6 is a left side of an accessory;
FIG. 7 is a longitudinal sectional view along 7—7 line of FIG. 1 showing the front view of an accessory;
FIG. 8 is a perspective view of an accessory; and,
FIG. 9 is a reference perspective view showing the usage state of an accessory.

It being understood that the break lines indicate that the chain continues uniformly along a length.

1 Claim, 5 Drawing Sheets



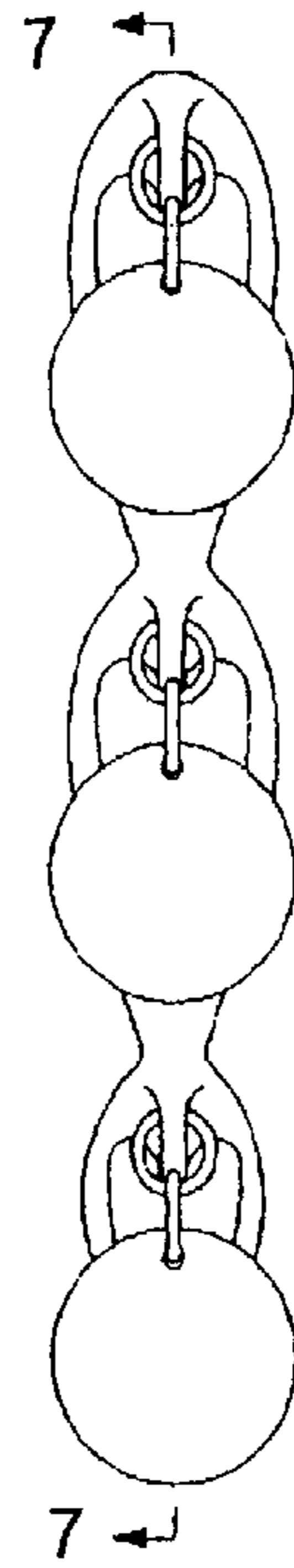


FIG. 1

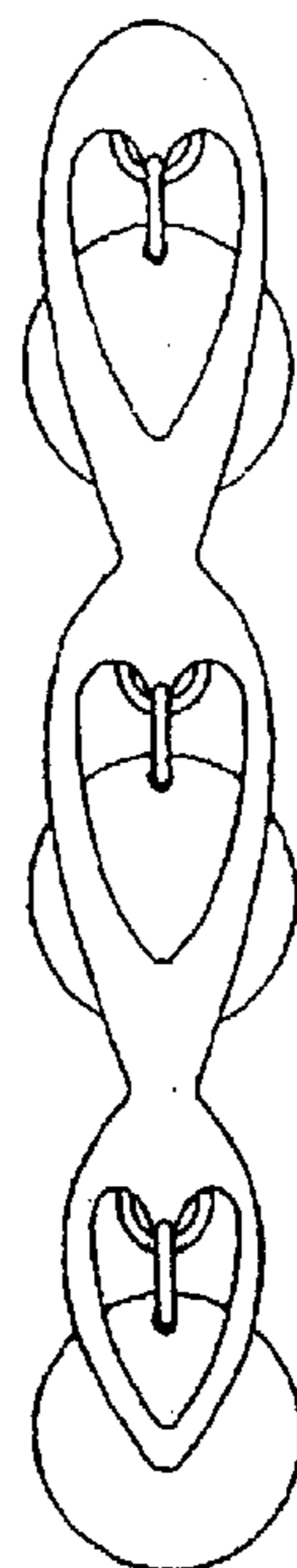


FIG. 2

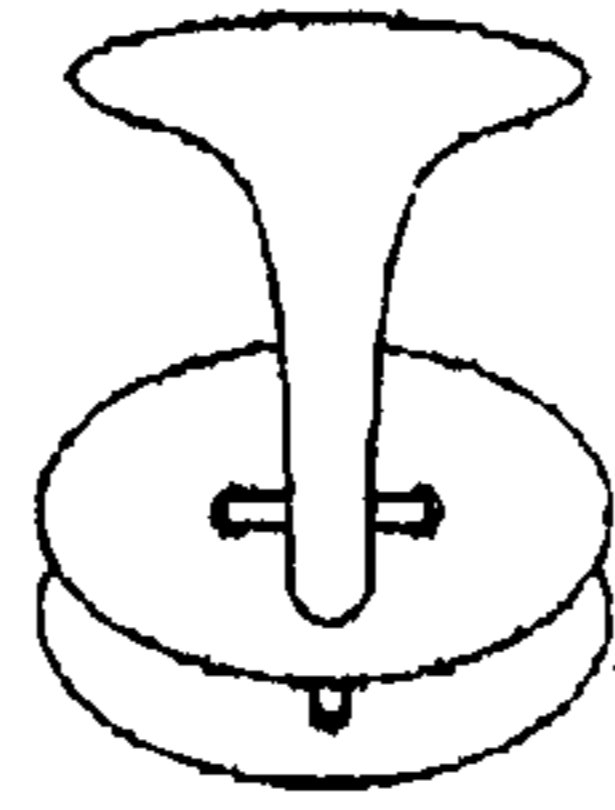


FIG. 3




FIG. 4

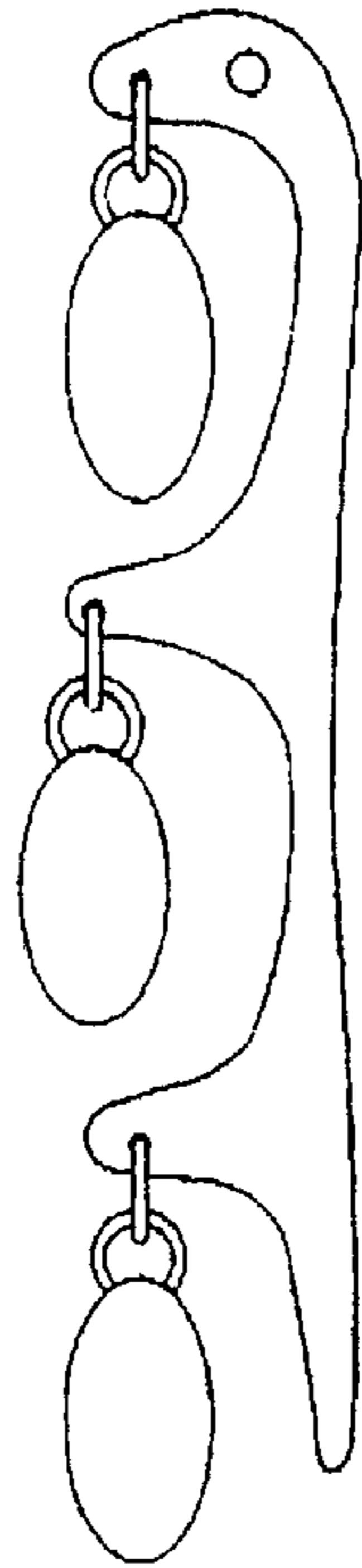


FIG. 5

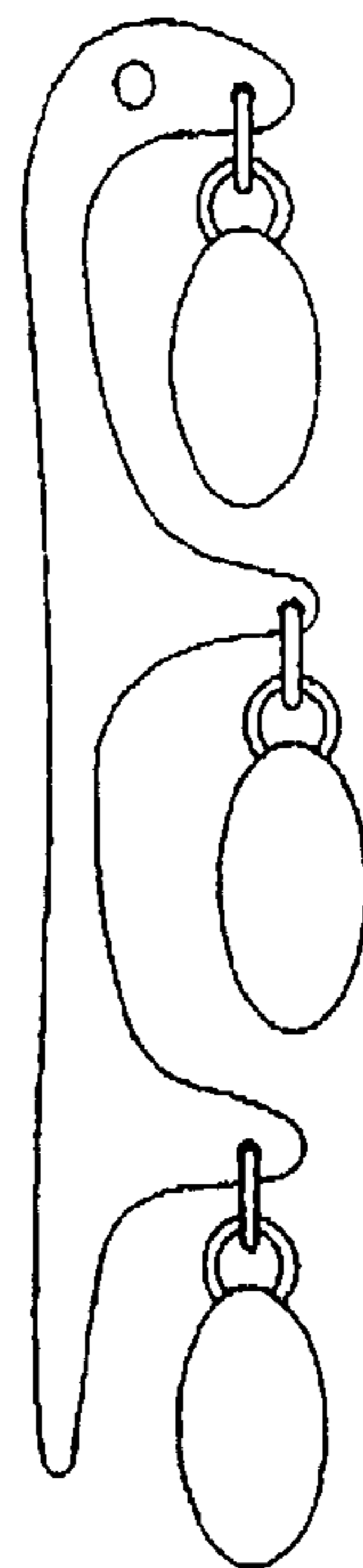


FIG. 6

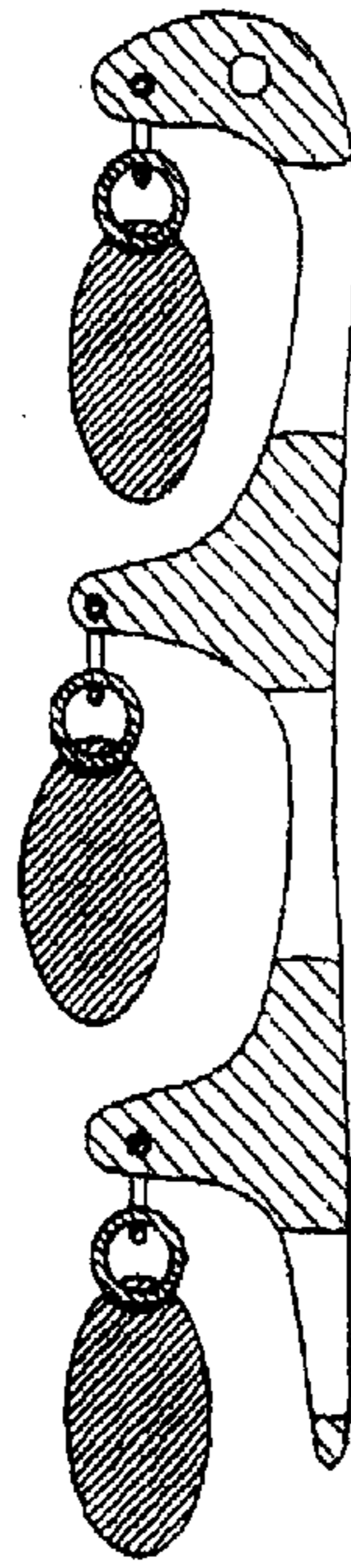


FIG. 7

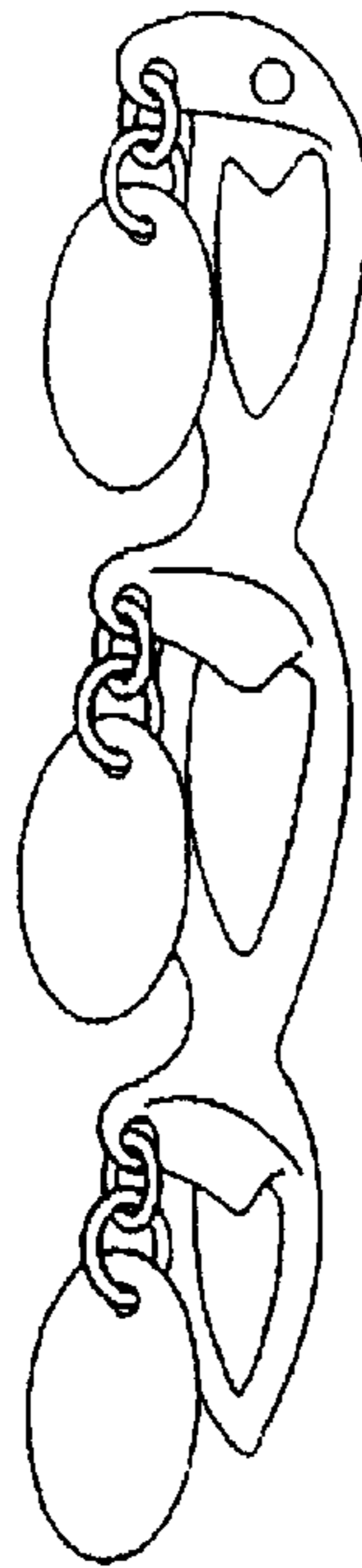


FIG. 8



FIG. 9