



US00D519034S

(12) **United States Design Patent**
Barnett

(10) **Patent No.:** **US D519,034 S**

(45) **Date of Patent:** **** Apr. 18, 2006**

(54) **CONTAINER**

(75) **Inventor:** **Jarrett S. Barnett**, Toledo, OH (US)

(73) **Assignee:** **Graham Packaging PET Technologies Inc.**, York, PA (US)

(**) **Term:** **14 Years**

(21) **Appl. No.:** **29/195,351**

(22) **Filed:** **Dec. 10, 2003**

(51) **LOC (8) Cl.** **09-01**

(52) **U.S. Cl.** **D9/556; D9/558**

(58) **Field of Classification Search** D7/510,
D7/538, 543, 545, 547, 590, 601, 612-615,
D7/629; D9/500, 502-504, 565, 567, 569,
D9/516, 529, 537-539, 545, 549, 552, 554,
D9/556, 558; D3/201, 203.2, 203.6; 215/382-384,
215/396, 398; 220/660, 662, 669

See application file for complete search history.

(56) **References Cited**

U.S. PATENT DOCUMENTS

D72,900 S	6/1927	Kintz	
D87,512 S *	8/1932	Fuerst	D9/552
D97,825 S *	12/1935	Smith	D9/556
D100,353 S *	7/1936	Mosheim	D9/505
D155,930 S *	11/1949	Serra	D9/522
D157,258 S *	2/1950	Hertzberg	D4/121
D188,138 S *	6/1960	Bindman	D9/552
D203,851 S	2/1966	Gulotta	
D204,150 S	3/1966	Curtis	
3,243,068 A *	3/1966	Huston	215/10
D219,053 S	10/1970	Gulotta	
D228,542 S	10/1973	Swett	
D231,968 S	7/1974	Jublin	
D272,219 S	1/1984	Hor	
D273,652 S	5/1984	Lederman et al.	
D288,046 S	2/1987	Levien	
D292,055 S	9/1987	van Loon	
D299,992 S	2/1989	Michel	
D301,958 S	7/1989	Zivin	
D314,702 S *	2/1991	Gonzalez	D9/667
D334,865 S	4/1993	Münch	

D344,210 S	2/1994	Cousins et al.	
D350,843 S	9/1994	Van Valkenburg et al.	
D383,646 S	9/1997	Jeppesen et al.	
D394,189 S	5/1998	Reynaert et al.	
D412,266 S	7/1999	Kerr	
D444,351 S *	7/2001	Lillelund et al.	D7/629
D465,973 S	11/2002	Dritlein, Jr.	
D474,978 S *	5/2003	Varlet	D9/549

FOREIGN PATENT DOCUMENTS

GB	1010401	6/1983
GB	1011929	8/1983
GB	1011950	8/1983

(Continued)

Primary Examiner—Carol Rademaker

(74) *Attorney, Agent, or Firm*—Venable LLP; James R. Burdett; Keith G. Haddaway

(57) **CLAIM**

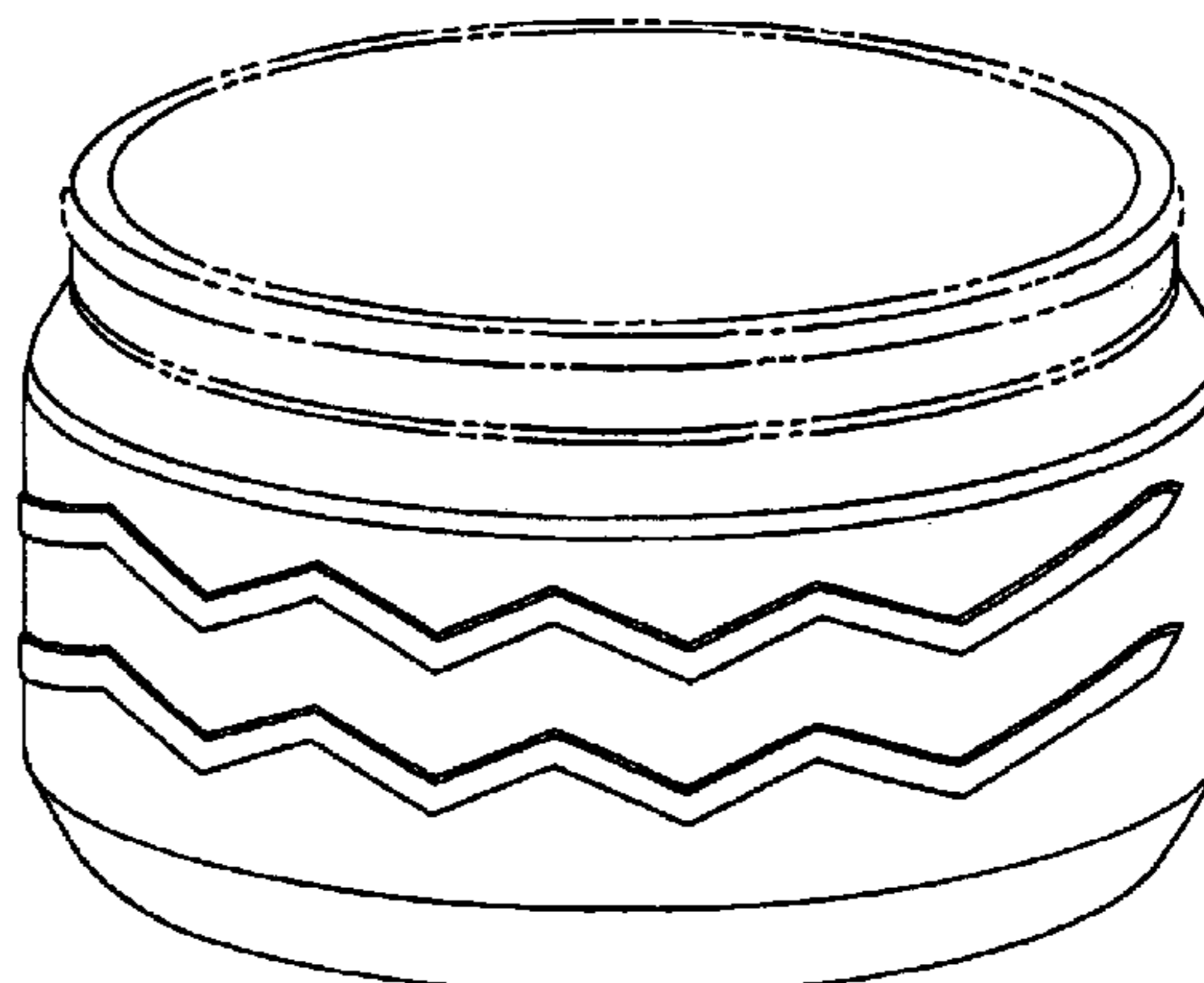
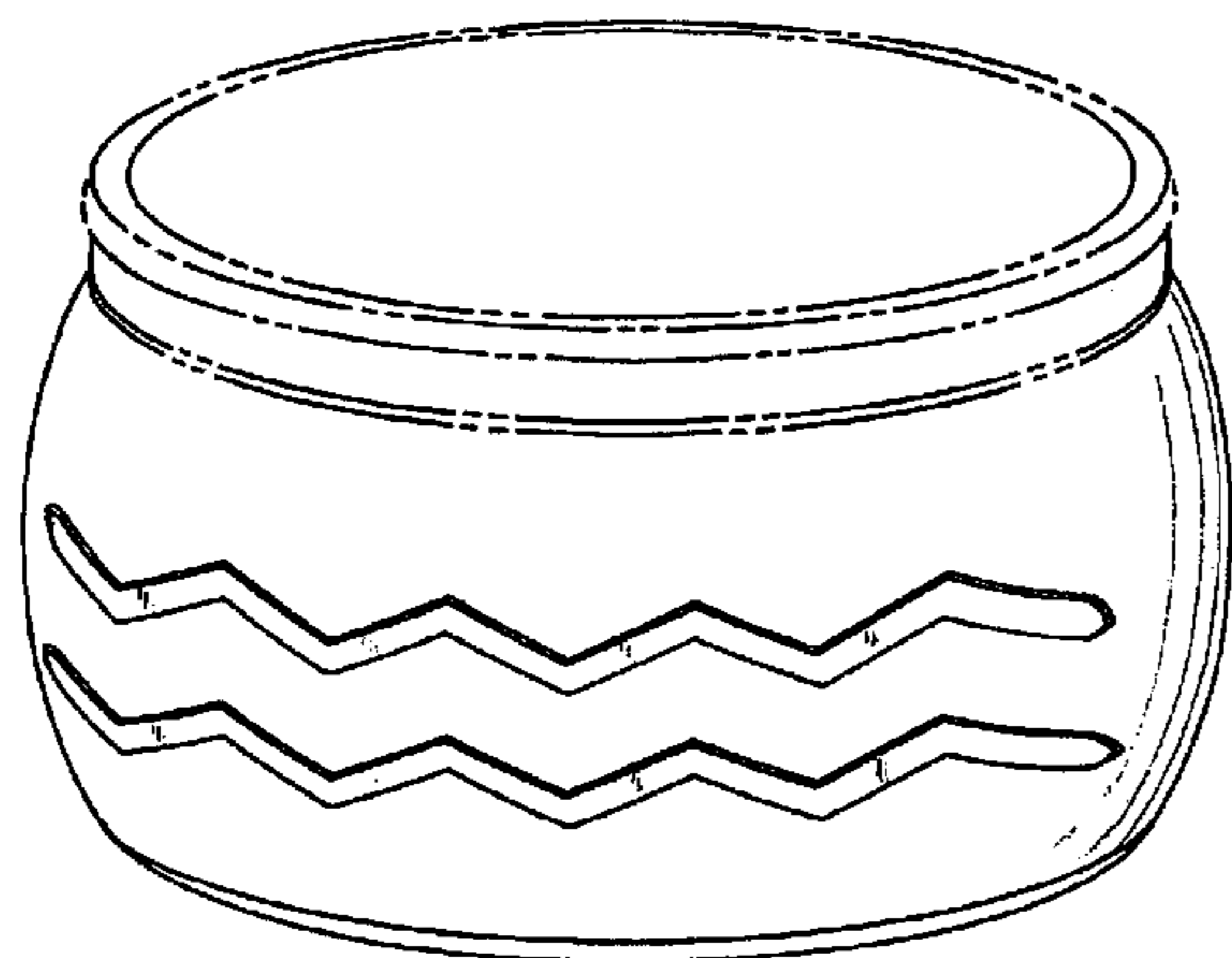
I claim the ornamental design for a container, as shown and described.

DESCRIPTION

FIG. 1 is a perspective view of a first embodiment of a container showing the invention;
 FIG. 2 is a side elevational view thereof, the opposite side elevational view being identical;
 FIG. 3 is a front elevational view thereof, the rear elevational view being identical;
 FIG. 4 is a top plan view thereof;
 FIG. 5 is a perspective view of a second embodiment of a container showing the invention;
 FIG. 6 is a side elevational view thereof, the opposite side elevational view being identical;
 FIG. 7 is a front elevational view thereof, the rear elevational view being identical; and,
 FIG. 8 is a top plan view thereof.

The bottom of the container forms no part of the claimed design. The broken lines shown in the drawings are for environmental purposes only and form no part of the claimed design.

1 Claim, 4 Drawing Sheets



FOREIGN PATENT DOCUMENTS					
GB	1013371	10/1983	GB	2053319	4/1996
GB	1017116	5/1984	GB	2056171	8/1996
GB	1018795	8/1984	GB	2056987	9/1996
GB	1021516	2/1985	GB	2062369	4/1997
GB	1021997	2/1985	GB	2068894	2/1998
GB	1025571	8/1985	GB	2068895	2/1998
GB	1026089	10/1985	GB	2070437	3/1998
GB	1027277	11/1985	GB	2070438	3/1998
GB	1031025	6/1986	GB	2071511	6/1998
GB	1033103	9/1986	GB	2073790	10/1998
GB	1047324	7/1988	GB	2079106	2/1999
GB	1043900	9/1988	GB	2072258	3/1999
GB	1051034	12/1988	GB	2084197	9/1999
GB	1057931	10/1989	GB	2084631	9/1999
GB	2005992	8/1990	GB	2088658	2/2000
GB	2018275	3/1992	GB	2090759	4/2000
GB	2031148	1/1994	GB	2089992	8/2000
GB	2037384	6/1994	GB	2098633	9/2001
GB	2040294	11/1994	GB	2104787	10/2001
GB	2044093	8/1995	GB	2103693	5/2002
GB	2053251	4/1996	GB	3007018	10/2002

* cited by examiner

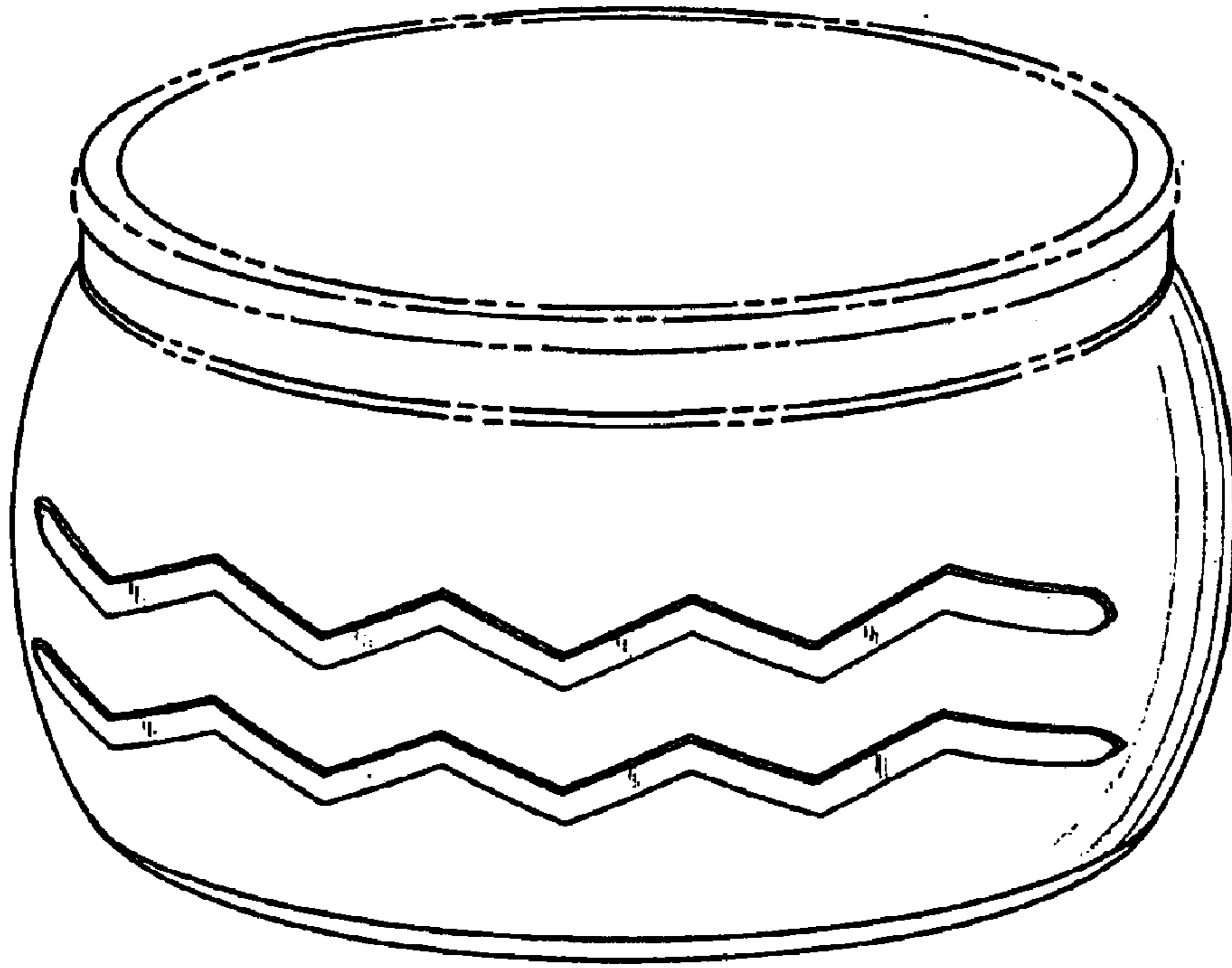


FIG. 1

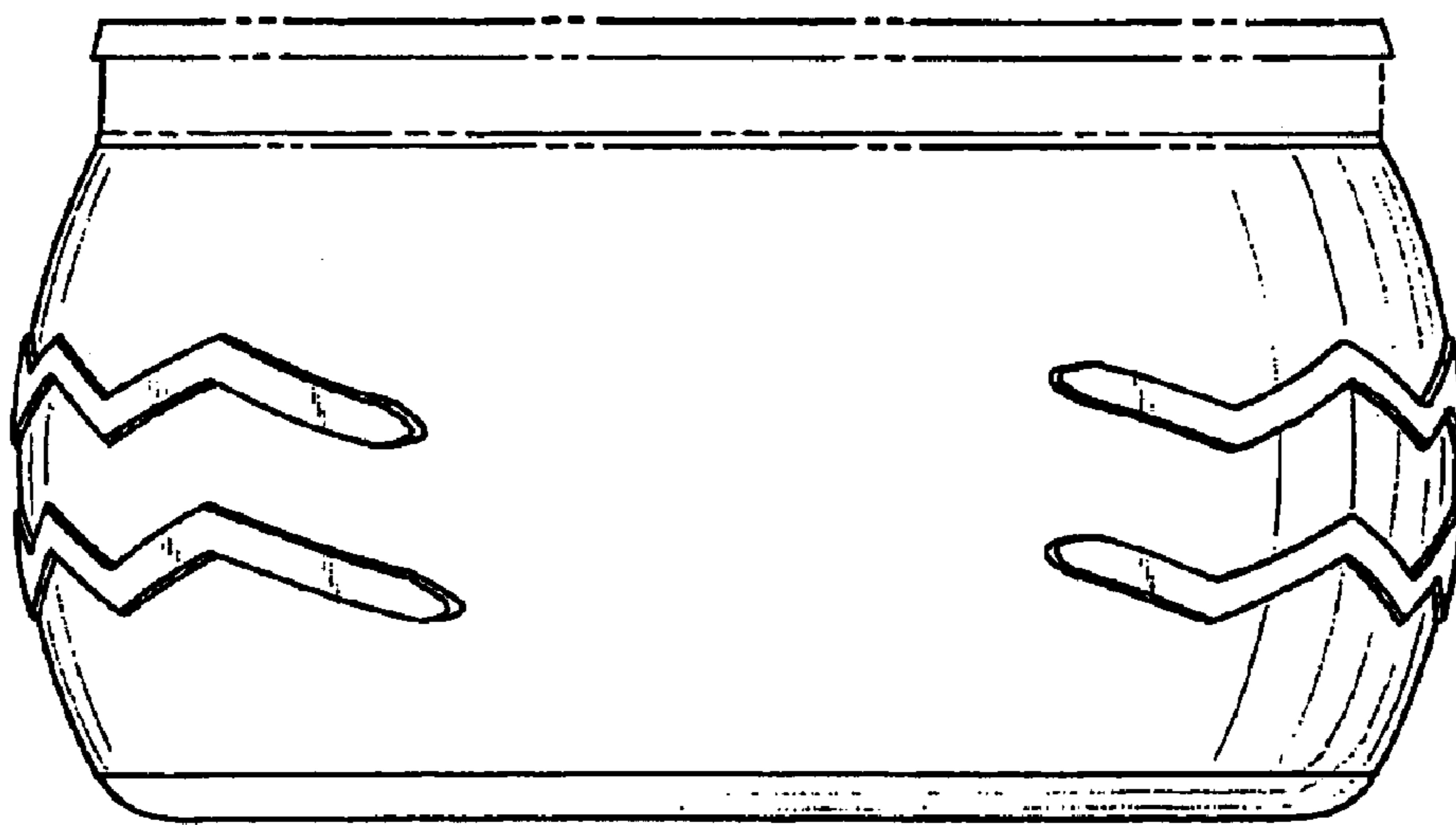


FIG. 2

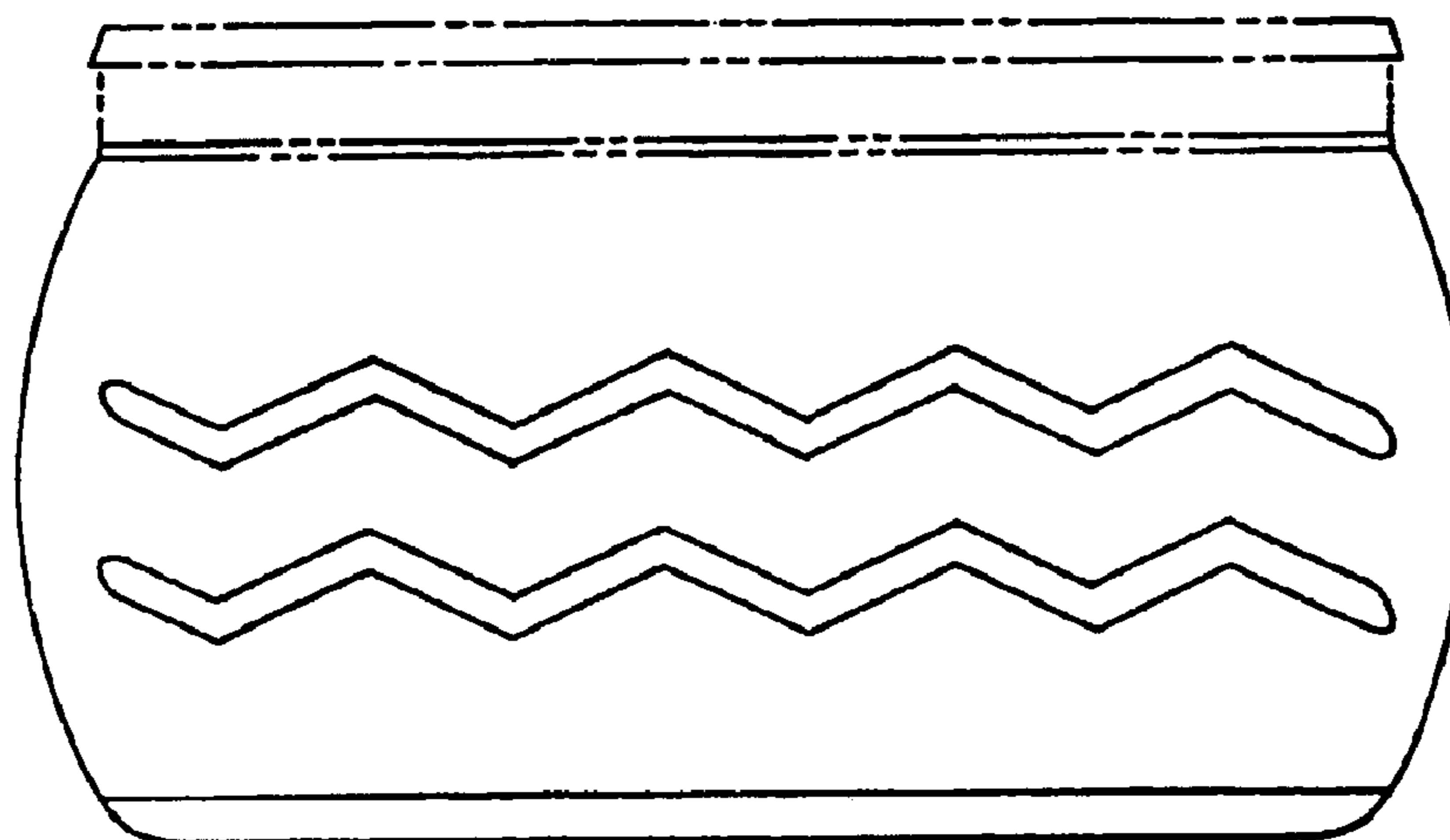


FIG. 3

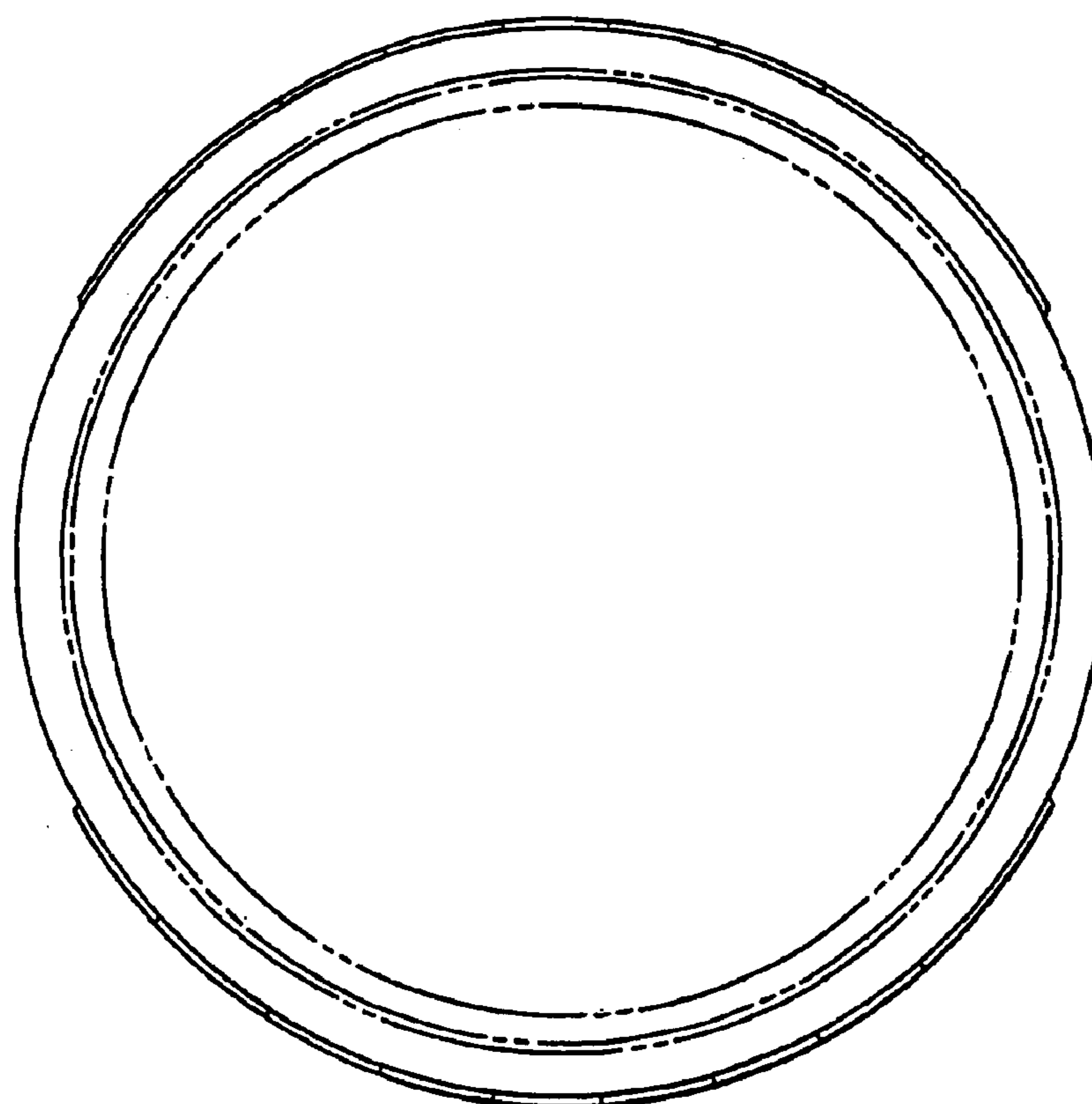


FIG. 4

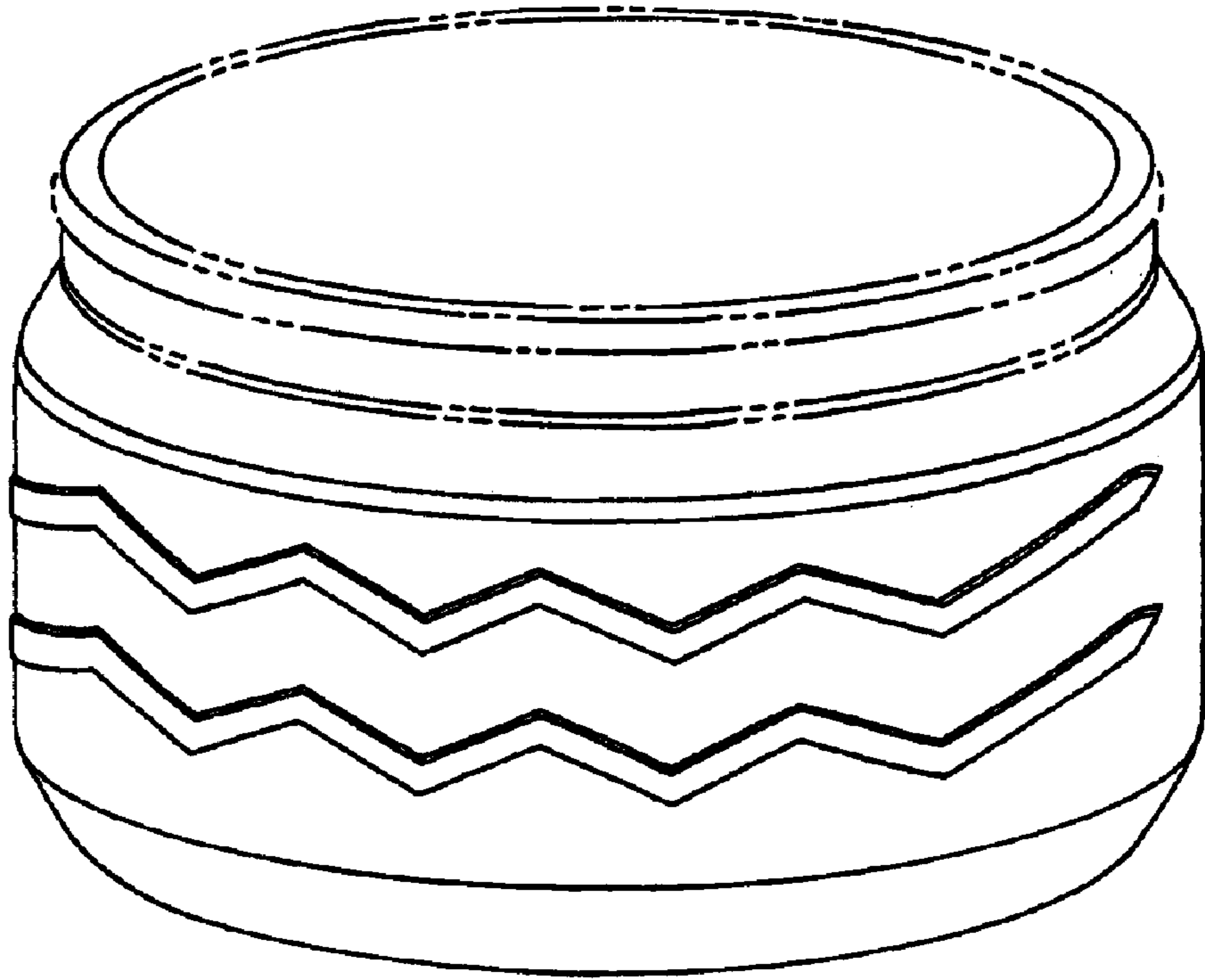


FIG. 5




FIG. 6

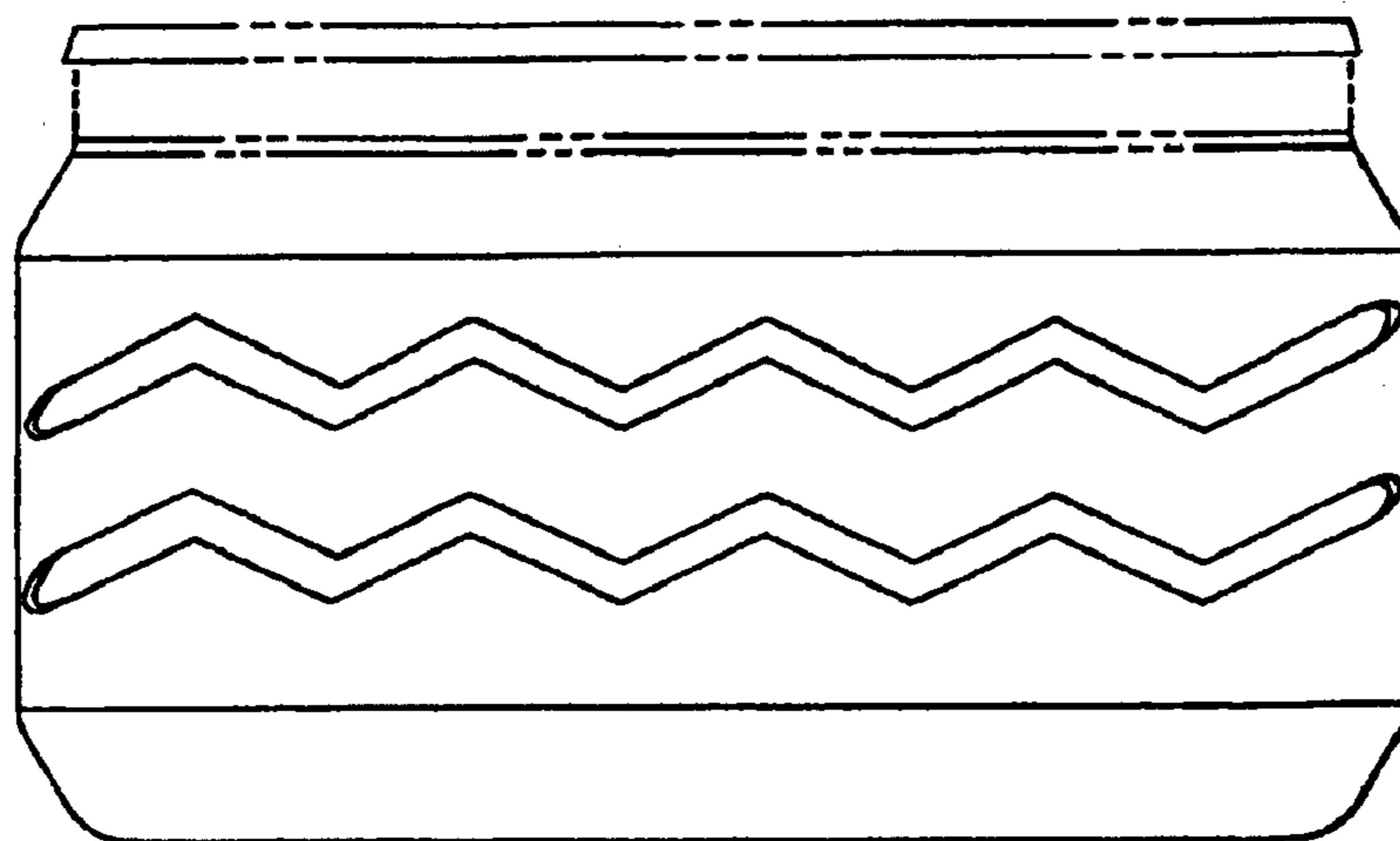


FIG. 7

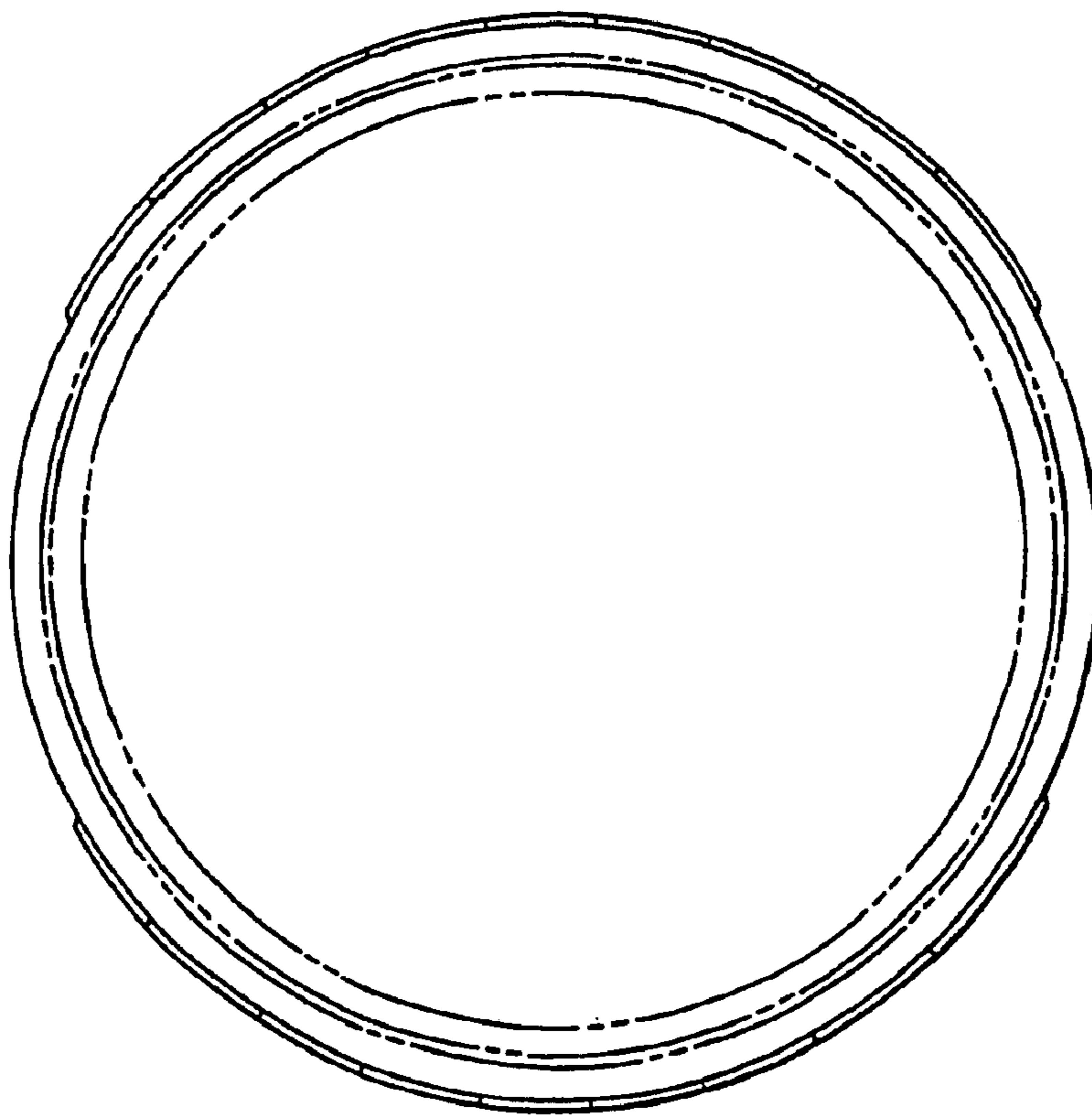


FIG. 8