



US00D519031S

(12) **United States Design Patent**
Snyder

(10) **Patent No.:** **US D519,031 S**
(45) **Date of Patent:** **** Apr. 18, 2006**

(54) **ANGLED BOTTLE**

(75) **Inventor:** **David A. Snyder**, West Chicago, IL
(US)

(73) **Assignee:** **Kranson Industries, Inc.**, Clarendon
Hills, IL (US)

(**) **Term:** **14 Years**

(21) **Appl. No.:** **29/214,109**

(22) **Filed:** **Sep. 28, 2004**

(51) **LOC (8) Cl.** **09-01**

(52) **U.S. Cl.** **D9/522; D9/526; D9/569;**
D9/575

(58) **Field of Classification Search** D9/682,
D9/685, 687, 693-694, 506-509, 514, 516,
D9/521-522, 526, 530, 542-543, 544, 560,
D9/571-575, 444-445, 454; 215/381-385,
215/396, 398, 400; D4/16; D28/4, 76; D19/93
See application file for complete search history.

(56) **References Cited**

U.S. PATENT DOCUMENTS

D86,712 S	*	4/1932	Fuerst	D9/522
1,943,804 A	*	1/1934	Rummler	401/119
D99,011 S	*	3/1936	Garwood	D9/526
D124,054 S	*	12/1940	Ansell	D9/526
D134,307 S	*	11/1942	Loewy	D9/522
D155,743 S	*	10/1949	Simoneau	D9/662

D156,091 S	*	11/1949	Gardiner	D9/522
D194,711 S	*	2/1963	Bateman	D9/526
3,666,182 A	*	5/1972	Cureton	239/327
D317,122 S	*	5/1991	Owen	D9/543
D347,479 S	*	5/1994	Hansen et al.	D24/224
D376,536 S	*	12/1996	Maxwell et al.	D9/693
D432,407 S	*	10/2000	Lee	D9/522
D482,443 S	*	11/2003	Pasternak	D24/110
D498,676 S	*	11/2004	Crawford	D9/522

* cited by examiner

Primary Examiner—Carol Rademaker

(74) *Attorney, Agent, or Firm*—Husch & Eppenberger
LLC; H. Frederick Rusche

(57) **CLAIM**

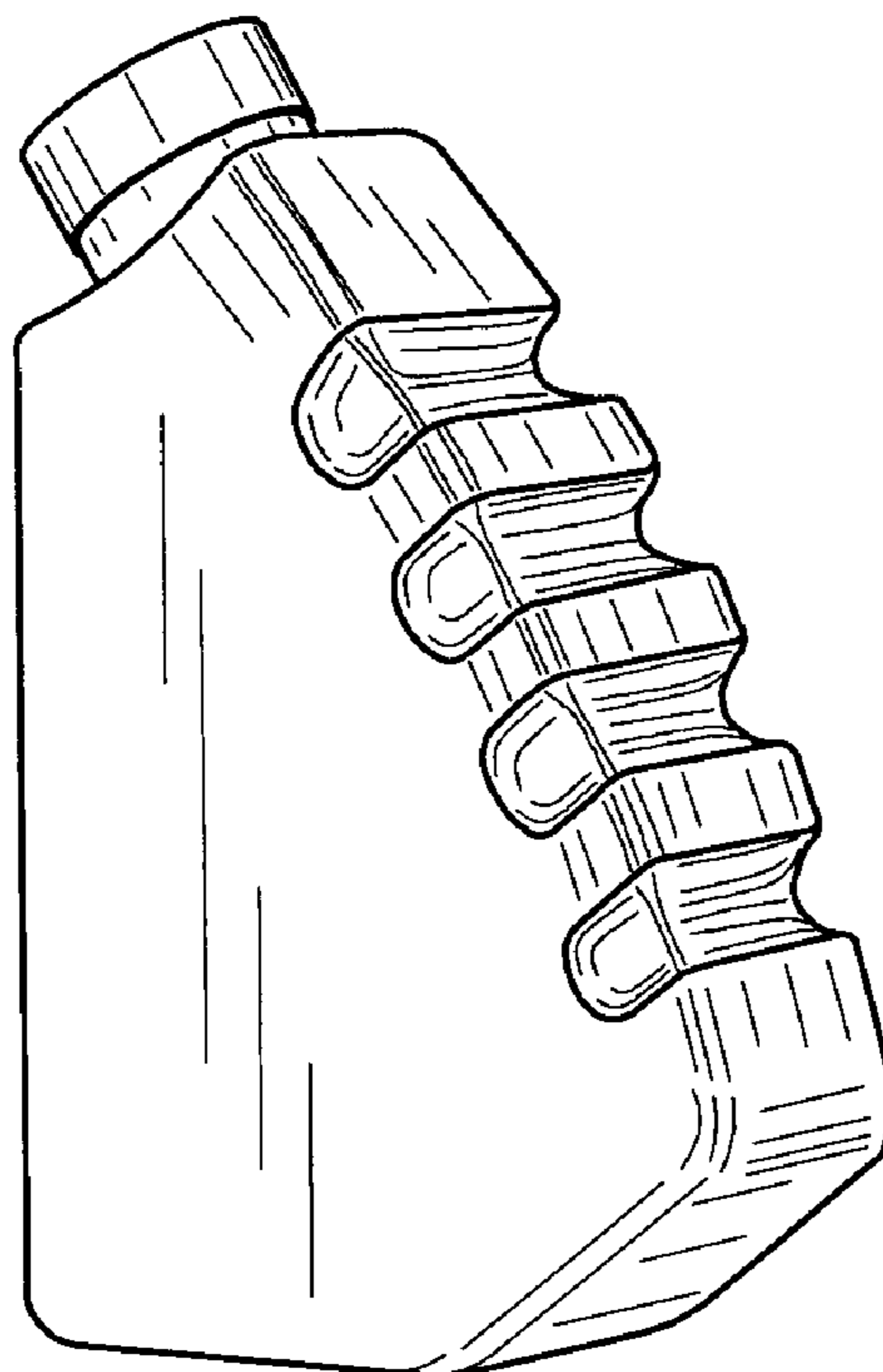
I claim the ornamental design for an angled bottle, as shown
and described.

DESCRIPTION

FIG. 1 is a perspective view of an angled bottle showing my
new design;
FIG. 2 is a front view thereof;
FIG. 3 is a rear view thereof;
FIG. 4 is a right side view thereof;
FIG. 5 is a left side view thereof;
FIG. 6 is a top view thereof; and,
FIG. 7 is a bottom view thereof.

The broken lines shown in FIG. 7 are for environmental
purposes only and form no part of the claimed design.

1 Claim, 1 Drawing Sheet



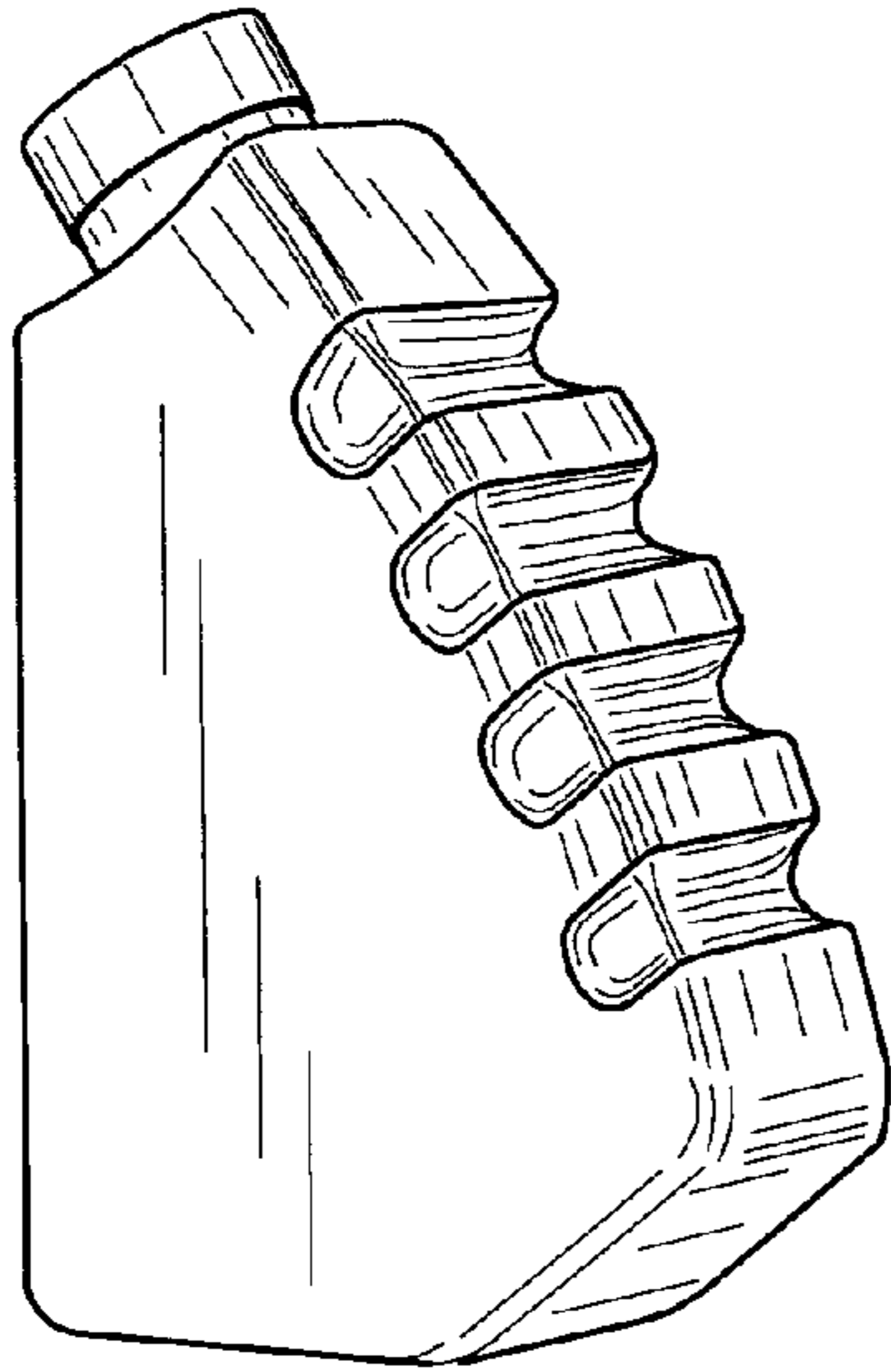


FIG. 1

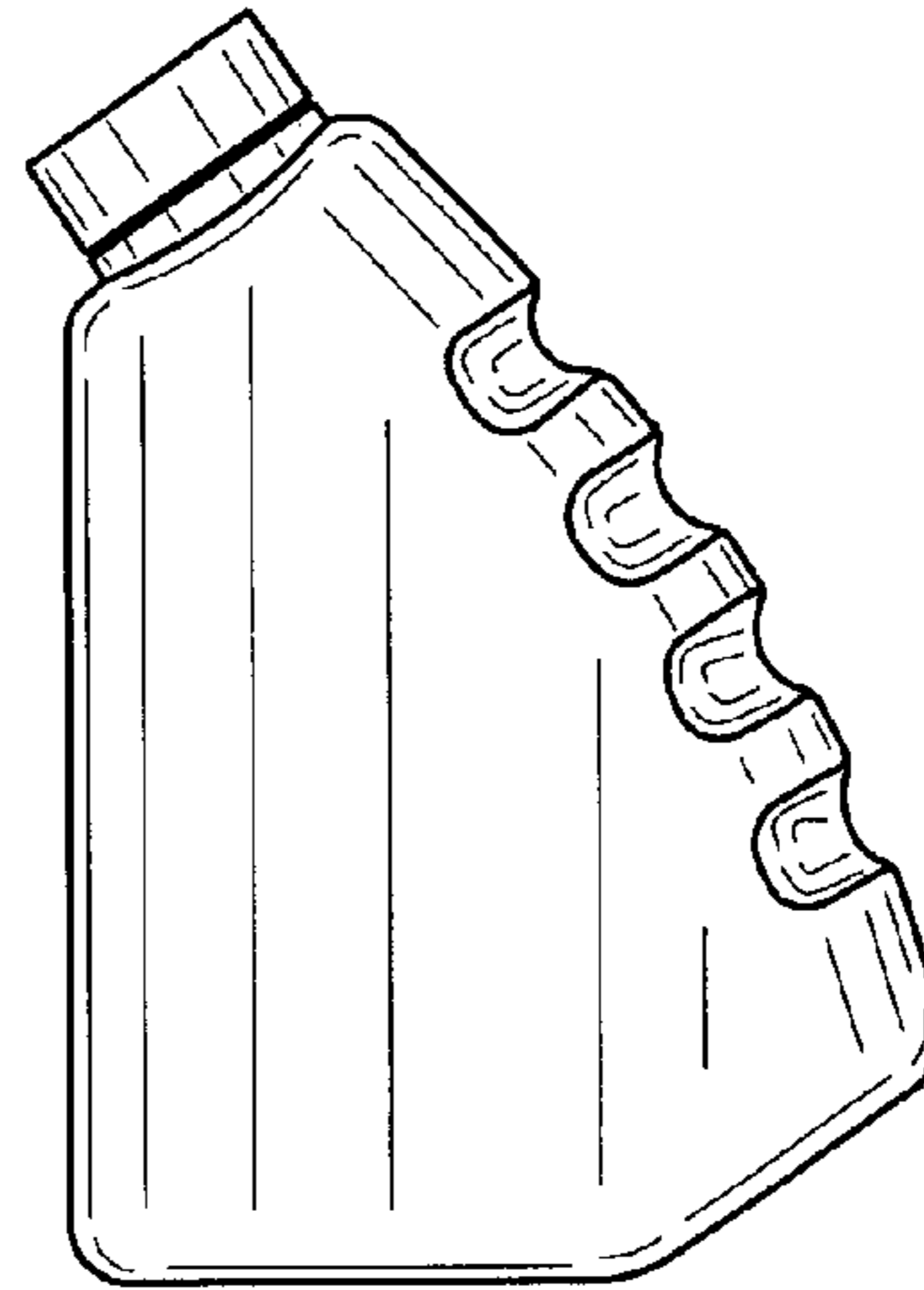


FIG. 2

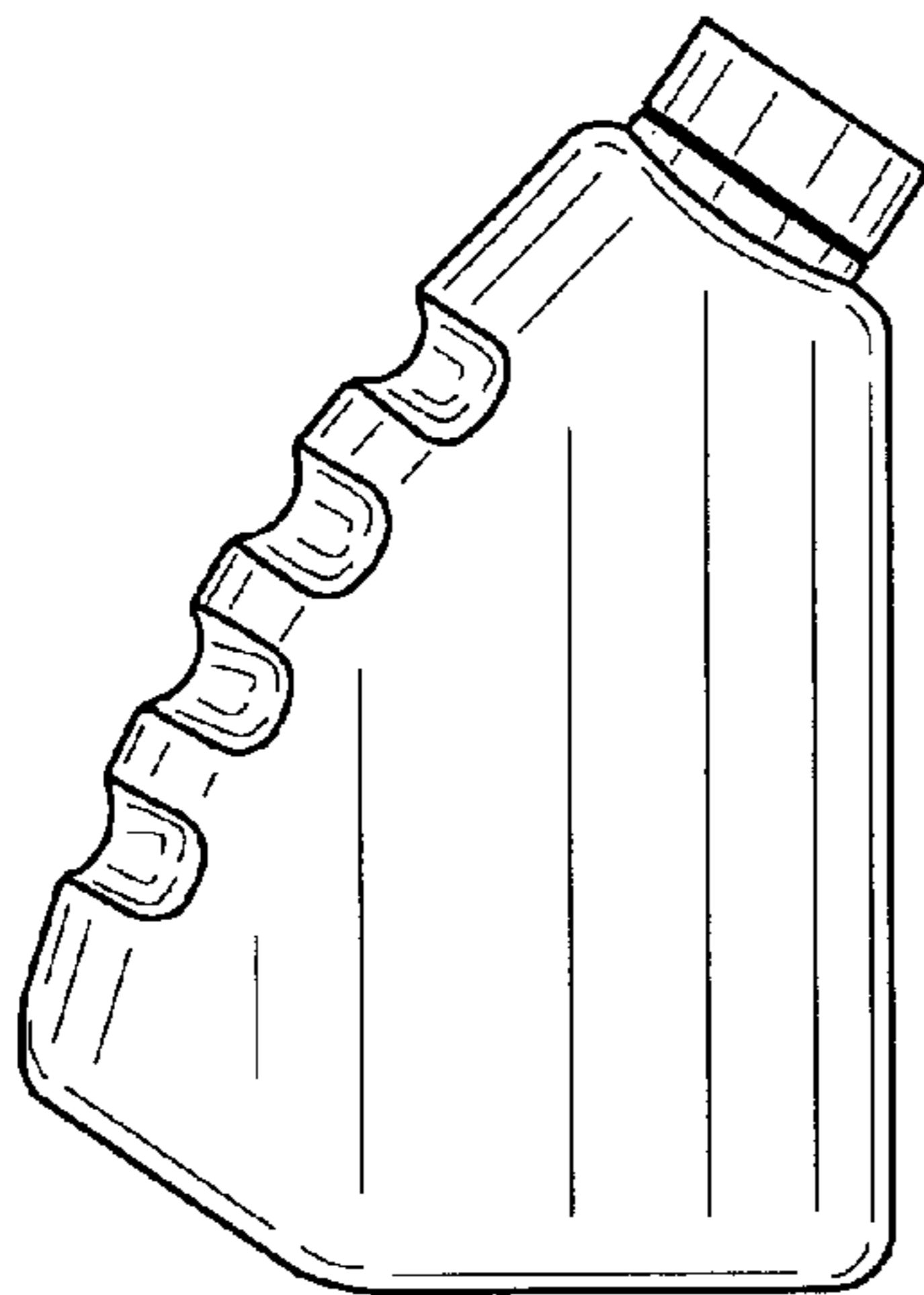


FIG. 3



FIG. 4

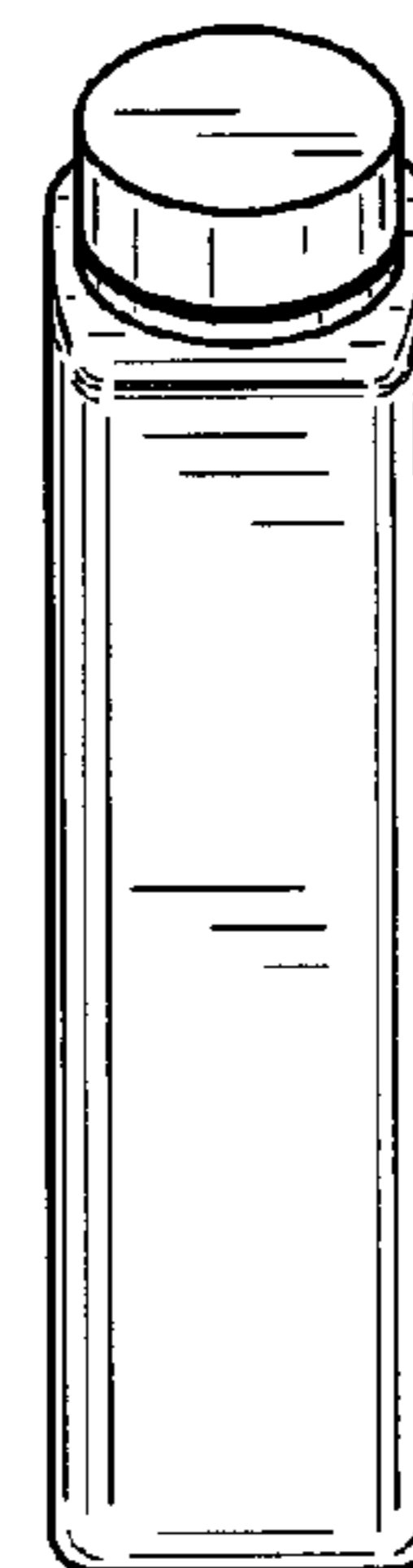


FIG. 5




FIG. 6

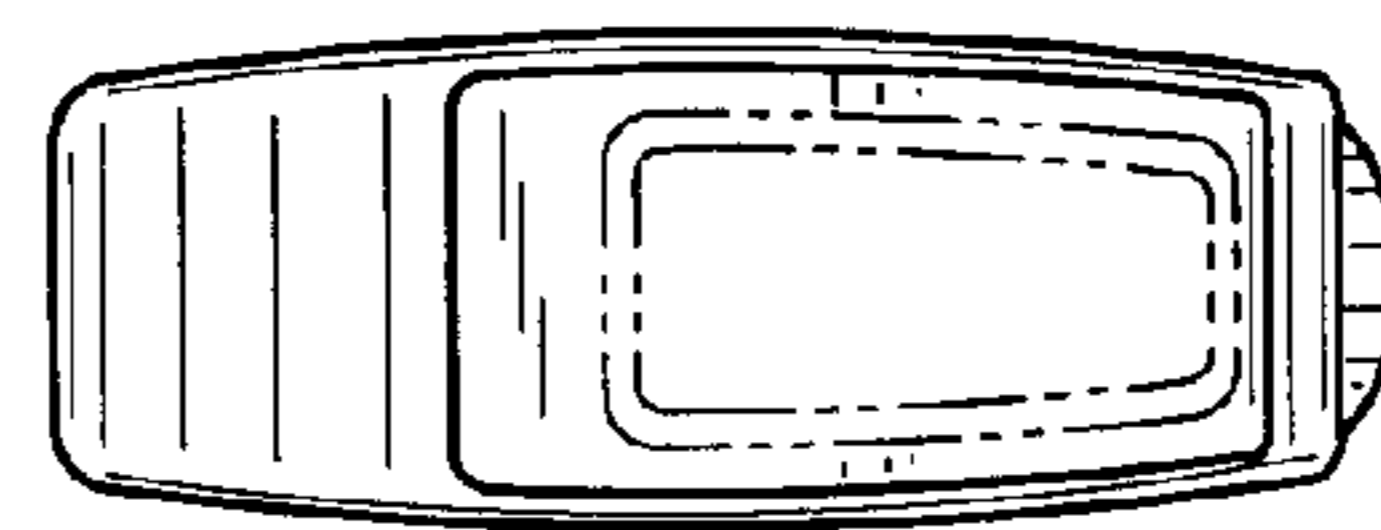


FIG. 7