



US00D519020S

(12) **United States Design Patent**
Gorkovenko

(10) **Patent No.:** **US D519,020 S**
(45) **Date of Patent:** **** Apr. 18, 2006**

(54) **DOOR LEVER**

D443,919 S * 6/2001 Lord D23/252

(75) Inventor: **Elena Gorkovenko**, Tucson, AZ (US)

(73) Assignee: **Newfrey LLC**, Newark, DE (US)

(**) Term: **14 Years**

(21) Appl. No.: **29/197,153**

(22) Filed: **Jan. 9, 2004**

(51) **LOC (8) Cl.** **08-06**

(52) **U.S. Cl.** **D8/307**

(58) **Field of Classification Search** D8/300-322,
D8/330-338; D23/250-254, 29, 230-38;
292/347, 356, 357; 16/436, 110.1, 11 R,
16/111 R, 70; 4/234, 246.1, 248, 691
See application file for complete search history.

(56) **References Cited**

U.S. PATENT DOCUMENTS

D81,026 S	*	4/1930	Schnell	D8/308
D85,844 S	*	12/1931	Schnell	D8/308
2,104,403 A	*	1/1938	Roethel	292/357
D197,400 S	*	1/1964	Patriquin	D8/302
4,042,268 A	*	8/1977	Coglan	292/347
D271,560 S	*	11/1983	Valli	D8/308
D314,129 S	*	1/1991	Zanini	D8/301
5,067,758 A	*	11/1991	Fann et al.	292/347
D328,852 S	*	8/1992	Marques	D8/308
D431,173 S	*	9/2000	Durbin	D8/308
D435,423 S	*	12/2000	Rodriguez et al.	D8/308
D443,918 S	*	6/2001	Lord	D23/252

OTHER PUBLICATIONS

Kitchen and Bath Source Book, McGraw-Hill Publishers, pp. 20, and C588. (2 pages).*

* cited by examiner

Primary Examiner—Stella Reid

Assistant Examiner—Jean E. McCormick

(74) *Attorney, Agent, or Firm*—Richard J. Veltman; John D. Del Ponti

(57) **CLAIM**

The ornamental design for a door lever, as shown and described.

DESCRIPTION

FIG. 1 is a perspective view of the new design for a door lever;

FIG. 2 is a top plan view of the new design for a door lever;

FIG. 3 is a front elevational view of the new design for a door lever;

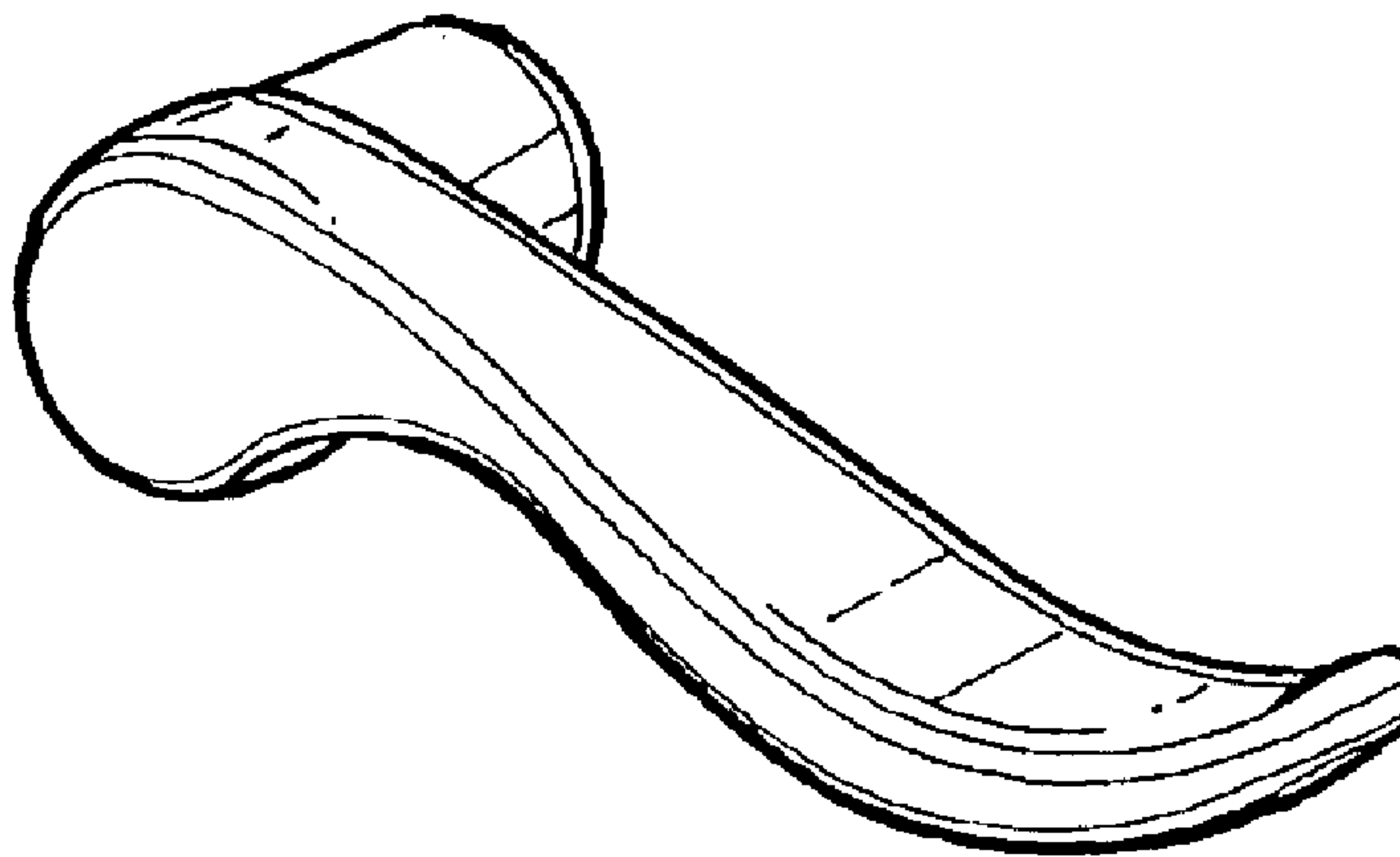
FIG. 4 is a bottom plan view of the new design for a door lever;

FIG. 5 is a rear elevational view of the new design for a door lever;

FIG. 6 is a right side elevational view of the new design for a door lever; and,

FIG. 7 is a left side elevational view of the new design for a door lever.

1 Claim, 2 Drawing Sheets






FIG. 1

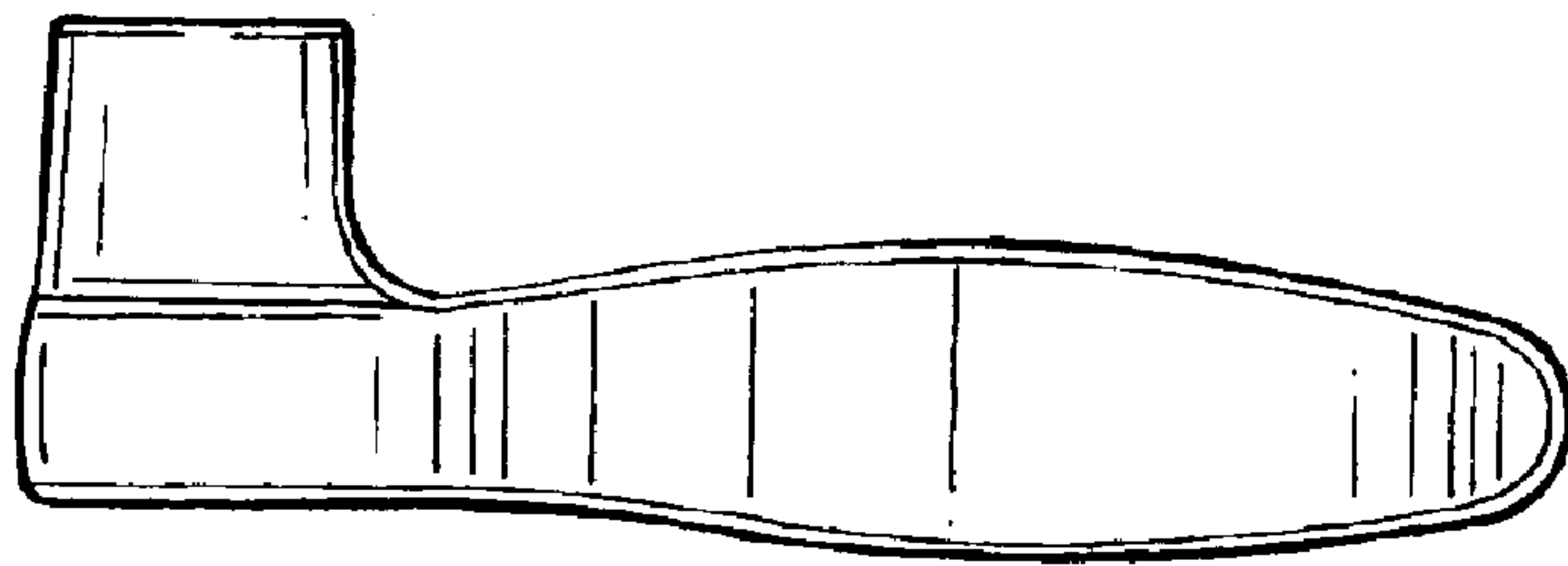


FIG. 2




FIG. 3

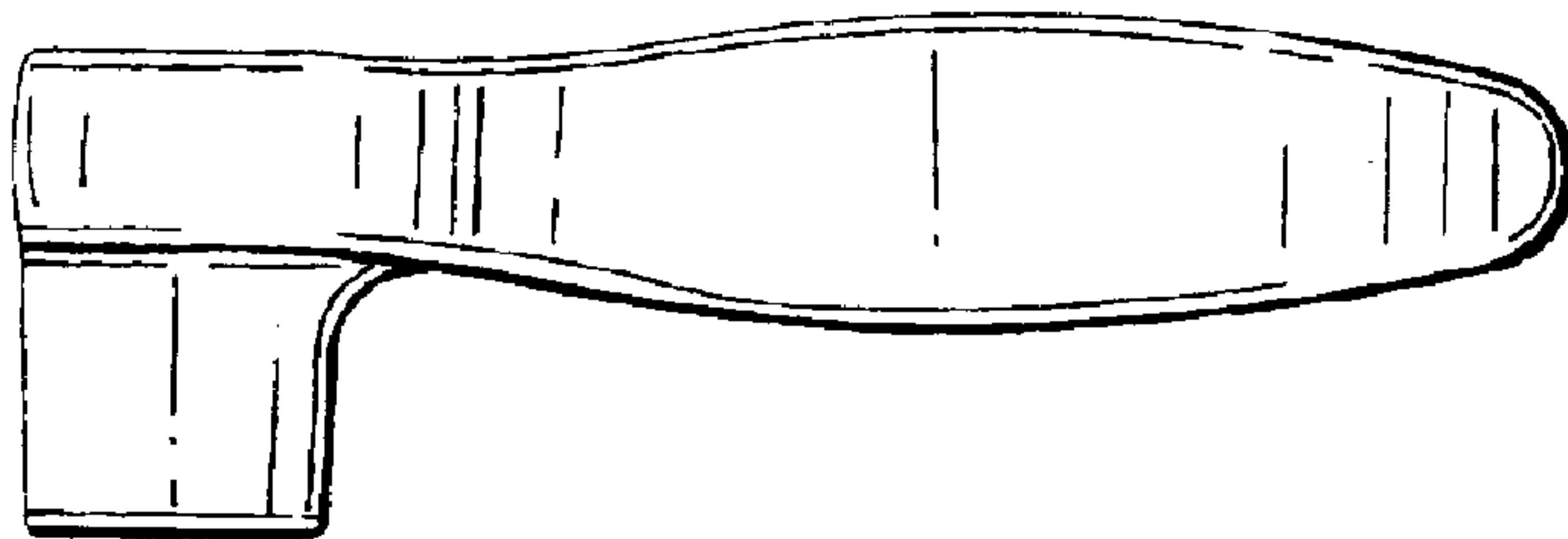


FIG. 4




FIG. 5

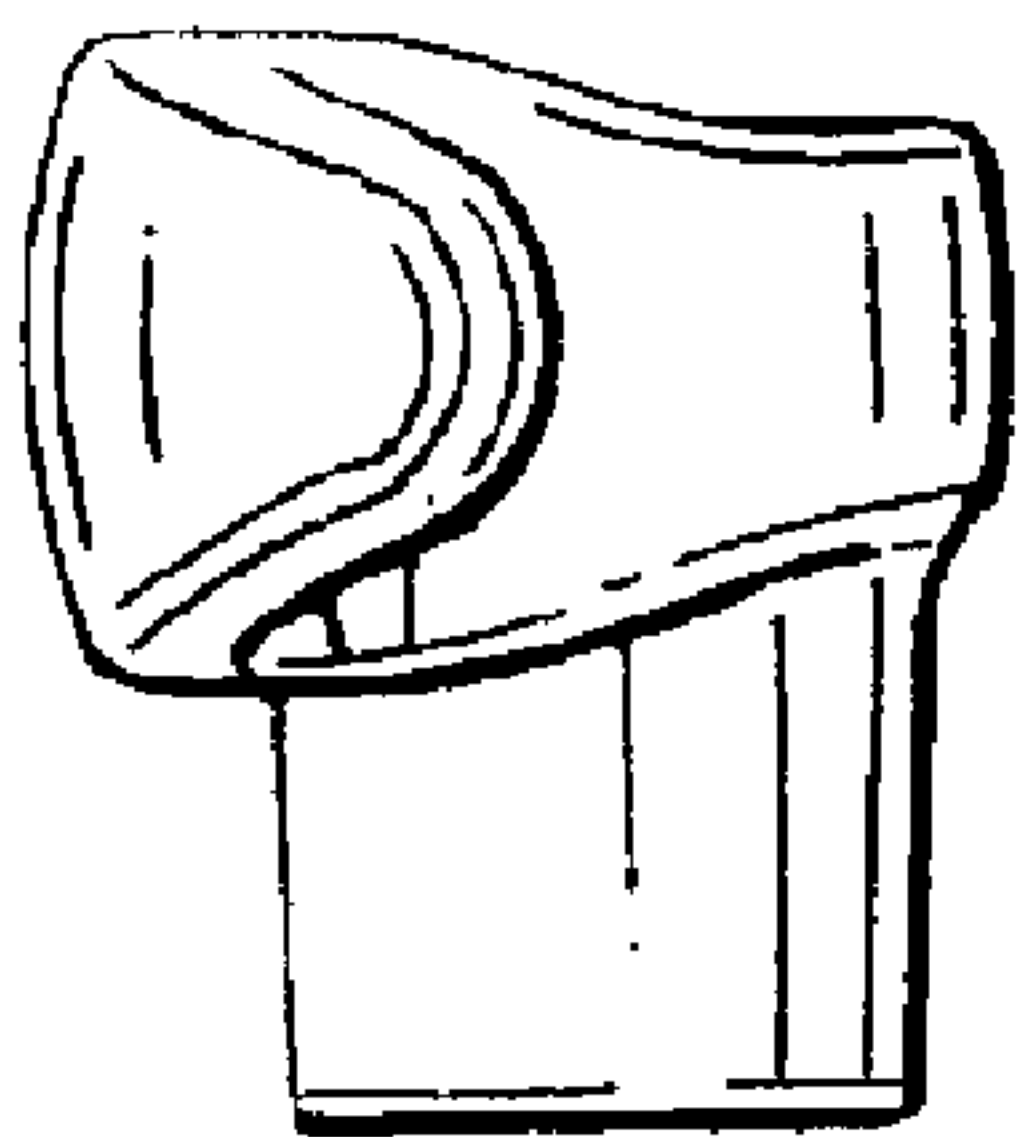


FIG. 6




FIG. 7