



US00D519007S

(12) **United States Design Patent**  
**Lin**

(10) **Patent No.:** **US D519,007 S**

(45) **Date of Patent:** **\*\* Apr. 18, 2006**

(54) **HAND RAKE**

D506,112 S \* 6/2005 Roberson et al. .... D8/13

(75) Inventor: **Pei-Ying Lin**, Taichung Hsien (TW)

\* cited by examiner

(73) Assignee: **Global Industries Holdings, Ltd.**,  
Nassau (BH)

*Primary Examiner*—Holly H. Baynham

(74) *Attorney, Agent, or Firm*—Levenfeld Pearlstein; Leon  
I. Edelson; William C. Clarke

(\*\*) Term: **14 Years**

(57) **CLAIM**

(21) Appl. No.: **29/196,742**

The ornamental design for hand rake, as shown and  
described.

(22) Filed: **Jan. 2, 2004**

**DESCRIPTION**

(51) **LOC (8) Cl.** ..... **08-01**

(52) **U.S. Cl.** ..... **D8/13**

(58) **Field of Classification Search** ..... D8/13;  
56/400.01, 400.04, 400.16, 400.17, 400.21

See application file for complete search history.

FIG. 1 is a perspective view of a hand rake showing our new  
design thereof;

FIG. 2 is a front elevational view thereof;

FIG. 3 is a rear elevational view thereof;

FIG. 4 is a left side elevational view thereof;

FIG. 5 is a right side elevational view thereof;

FIG. 6 is a top plan view thereof; and,

FIG. 7 is a bottom plan view thereof.

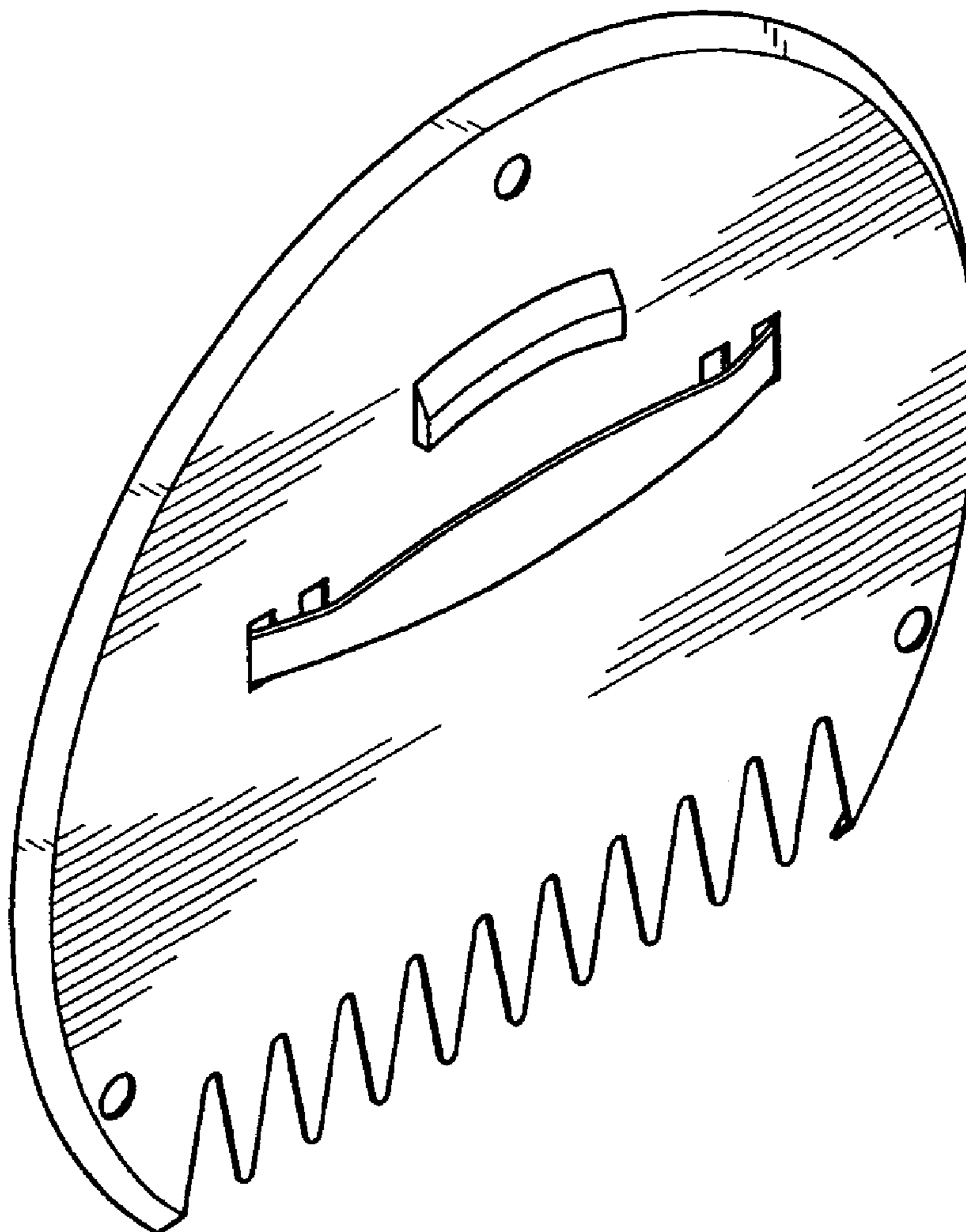
(56) **References Cited**

**U.S. PATENT DOCUMENTS**

4,378,670 A \* 4/1983 Check et al. .... 56/400.01

D390,762 S \* 2/1998 Douglas ..... D8/13

**1 Claim, 4 Drawing Sheets**



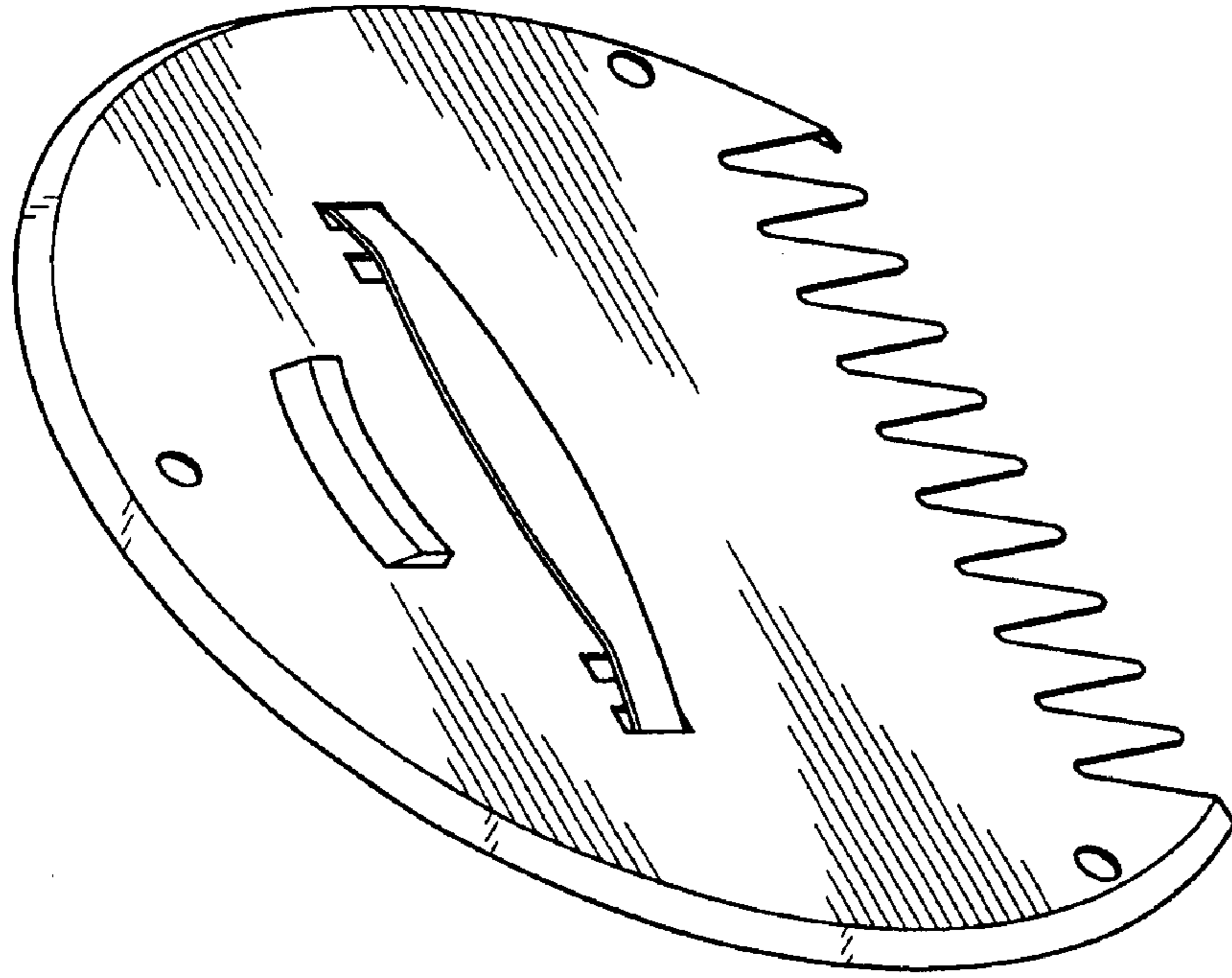


FIG. 1

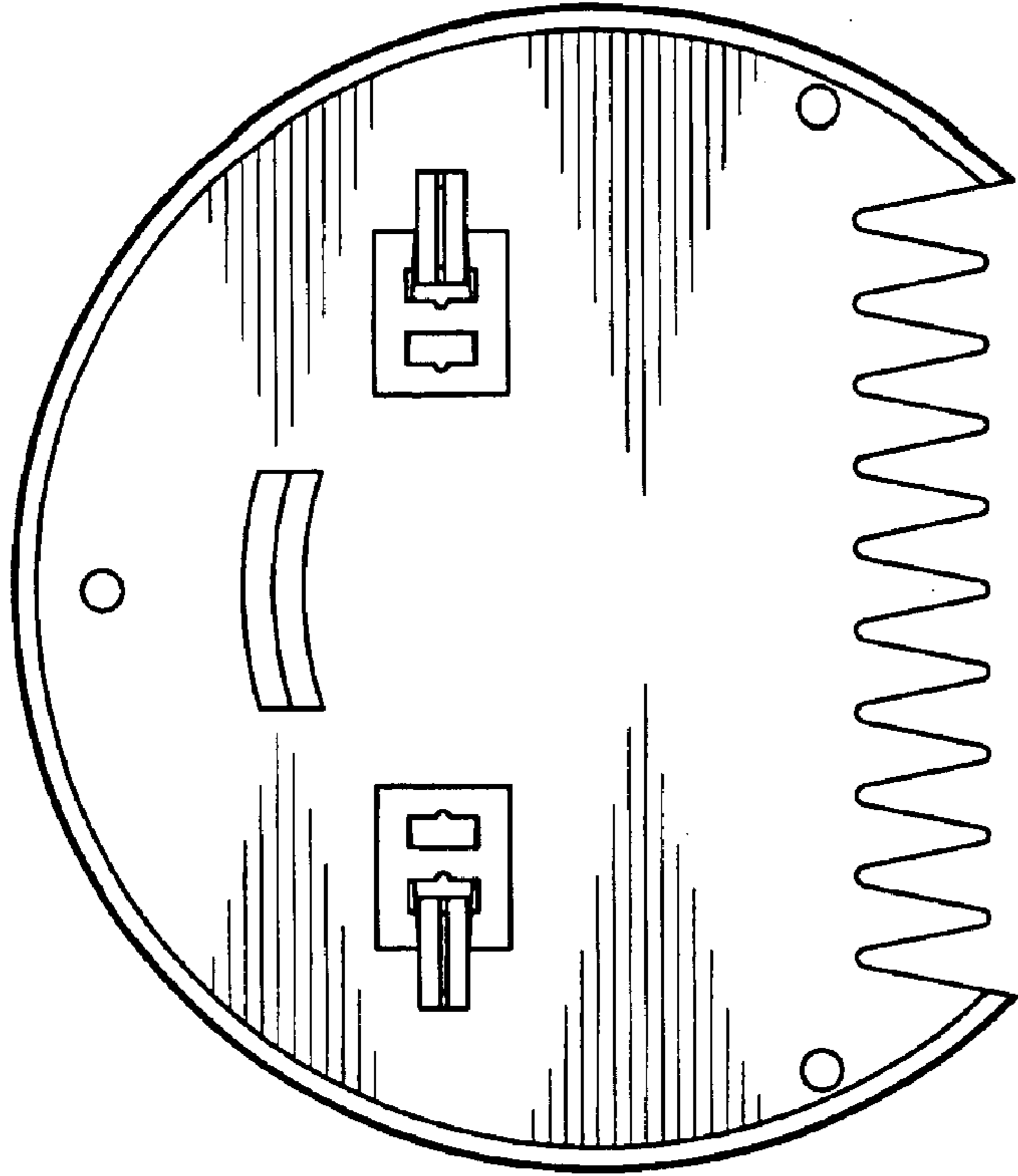


FIG. 2

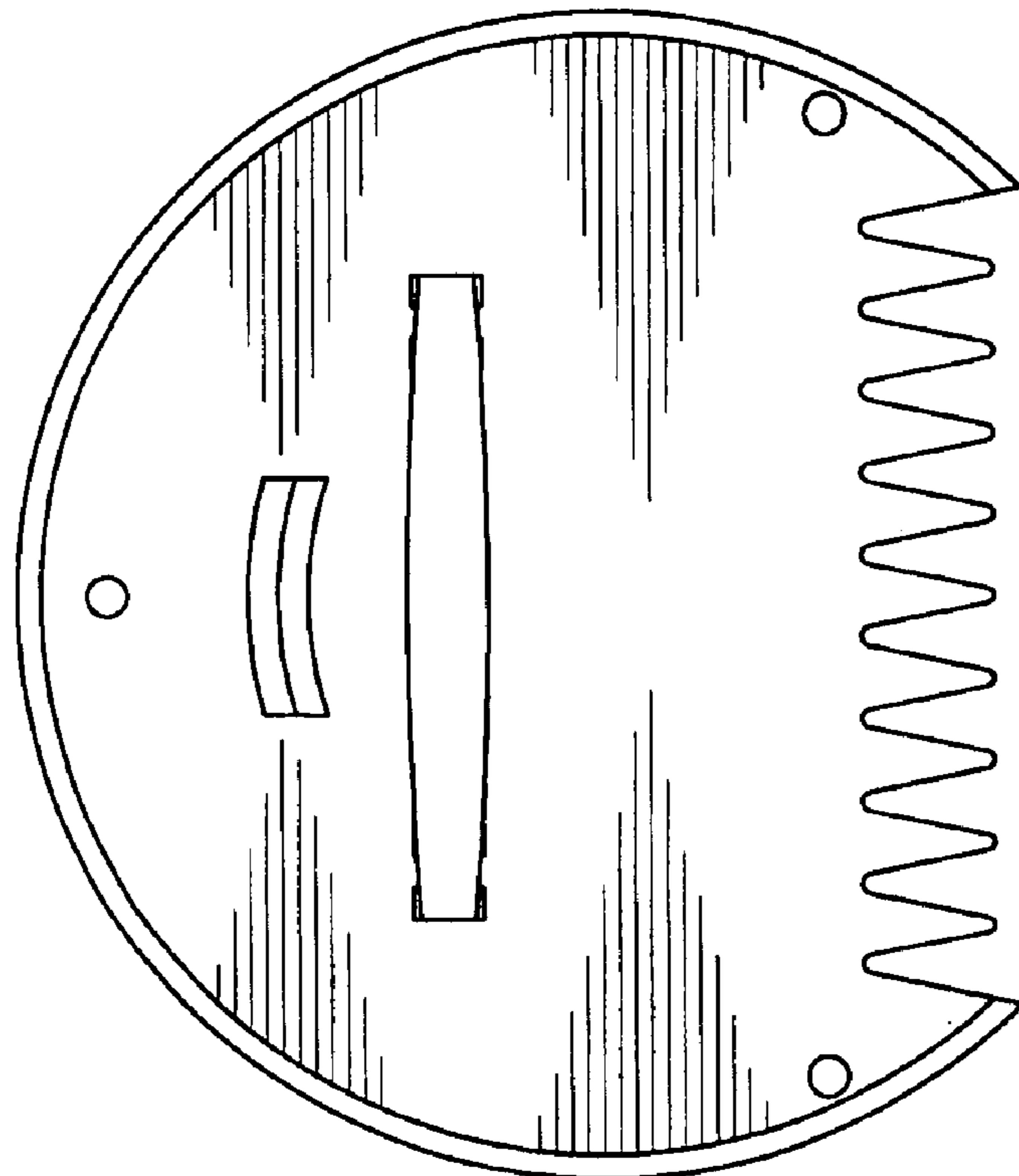


FIG. 3



FIG. 5



FIG. 4



FIG. 6




FIG. 7