



US00D519000S

(12) **United States Design Patent**
Goodman et al.

(10) **Patent No.:** **US D519,000 S**
(45) **Date of Patent:** **** Apr. 18, 2006**

(54) **NAPKIN HOLDER**

D467,471 S * 12/2002 Hollinger D7/631
D479,443 S * 9/2003 Ancona D7/631

(75) Inventors: **Sheldon H. Goodman**, 30905 Stratford,
Solon, OH (US) 44139; **Kent W.**
Murphy, Wooster, OH (US)

* cited by examiner

(73) Assignee: **Sheldon H. Goodman**, Solon, OH (US)

Primary Examiner—Terry A. Wallace

(74) *Attorney, Agent, or Firm*—Pearne & Gordon LLP

(**) Term: **14 Years**

(57) **CLAIM**

(21) Appl. No.: **29/225,098**

The ornamental design for a napkin holder, as shown and described.

(22) Filed: **Mar. 10, 2005**

DESCRIPTION

(51) **LOC (8) Cl.** **07-06**

(52) **U.S. Cl.** **D7/631**

(58) **Field of Classification Search** D7/631,
D7/632; D6/462, 566, 567; D19/65, 75, 78,
D19/86, 90, 91; 211/41.1, 41.2, 49.1, 45,
211/50, 181.1

FIG. 1 is a front elevational view of a napkin holder showing our new design;

FIG. 2 is a left side elevational view thereof, the right side elevational view being a mirror image thereof;

FIG. 3 is a top plan view thereof;

FIG. 4 is a bottom plan view thereof; and,

FIG. 5 is a perspective view thereof.


See application file for complete search history.

(56) **References Cited**

U.S. PATENT DOCUMENTS

D416,449 S 11/1999 Goodman et al.

1 Claim, 3 Drawing Sheets






Fig. 1

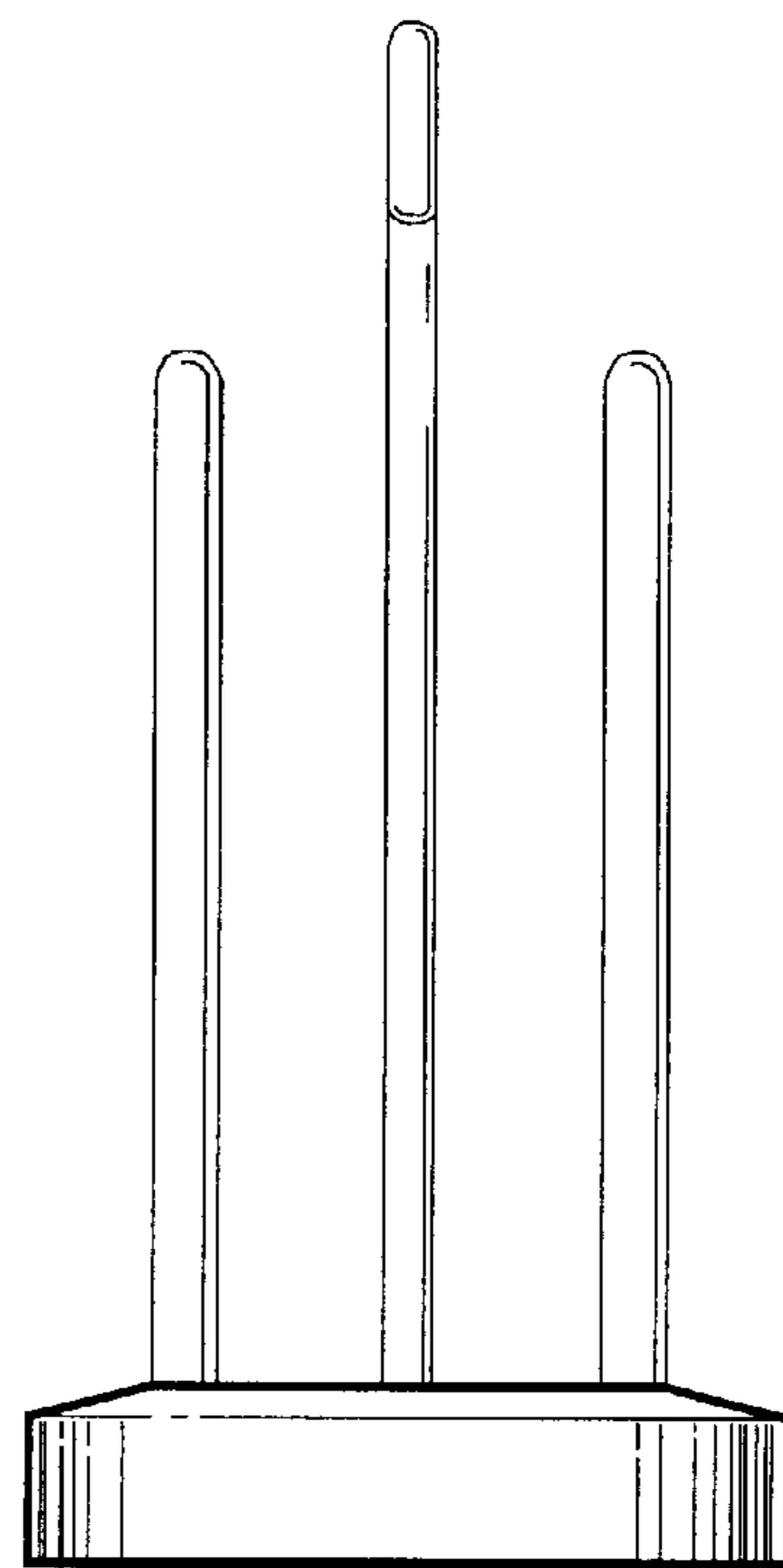


Fig. 2

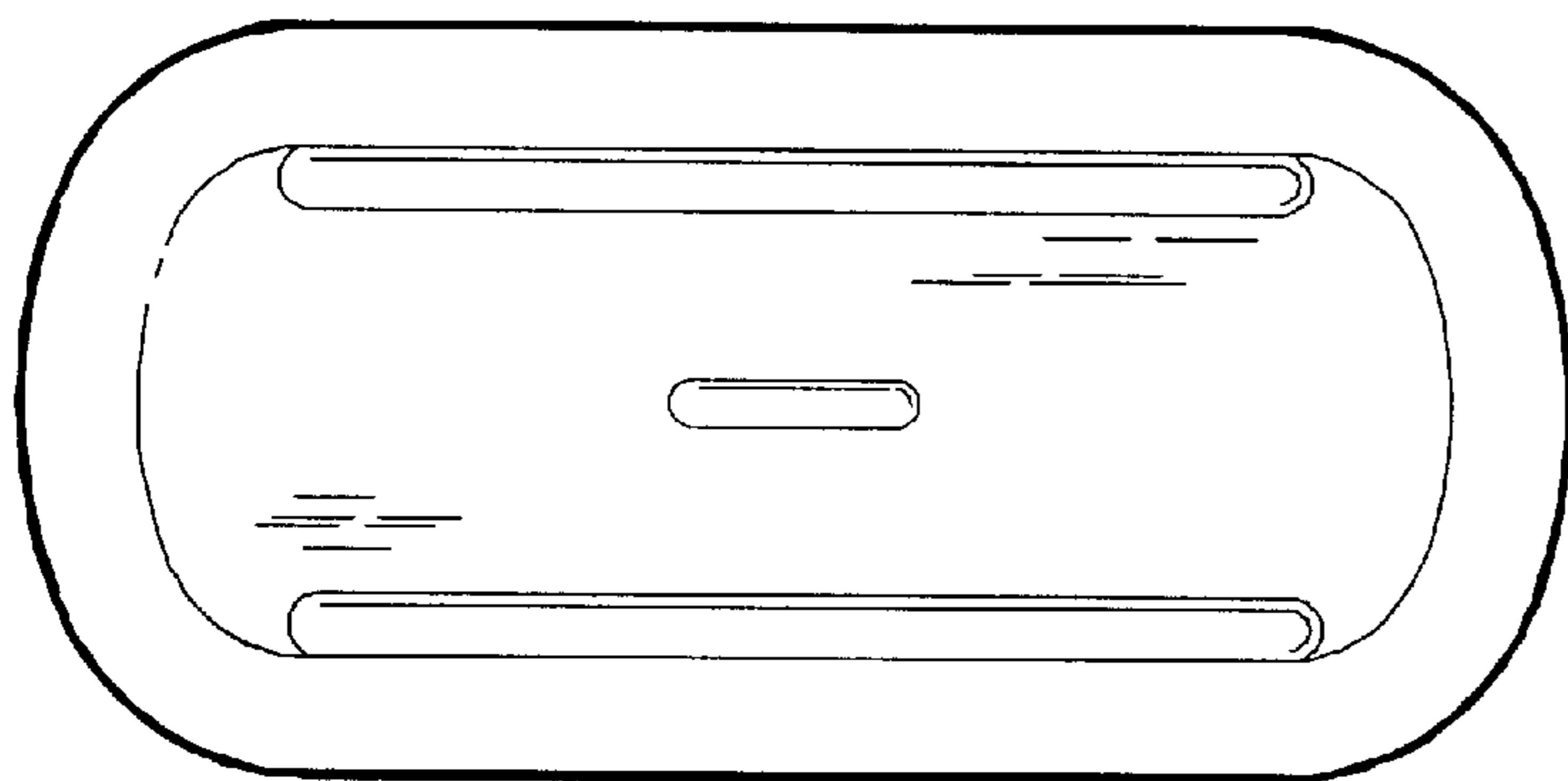


Fig. 3




Fig. 4




Fig. 5