



US00D518997S

(12) **United States Design Patent**
Salkow et al.

(10) **Patent No.:** **US D518,997 S**
(45) **Date of Patent:** **** Apr. 18, 2006**

(54) **MULTIPLE CHAMBER DRINKING CUP**
(75) Inventors: **Peter Timothy Salkow**, Grandville, OH (US); **Robert Chad Raymond**, Pickerington, OH (US); **Kurt Robert Wendling**, Centerburg, OH (US)

(73) Assignee: **T.C. Marketing Group, Inc.**, Pataskala, OH (US)

(**) Term: **14 Years**

(21) Appl. No.: **29/201,924**

(22) Filed: **Mar. 23, 2004**

(51) **LOC (8) Cl.** **07-01**

(52) **U.S. Cl.** **D7/513; D7/523**

(58) **Field of Classification Search** D7/523, D7/533, 536, 624.1, 509, 510, 511, 529, 531, D7/532, 513, 514, 525, 527, 396.1, 396.2, D7/396.4, 505, 507; D9/520, 737; D20/10, D20/22, 99; D11/152; 215/387, 388, 382, 215/6, 10; 206/515, 217, 499; 229/403, 400, 229/402; 220/703, 719, 715, 717, 705, 714, 220/671, 625, 670, 739, 740, 710.5, 592.16, 220/592.17, 23.4, 234, 4.23, 526; D32/53
See application file for complete search history.

(56) **References Cited**

U.S. PATENT DOCUMENTS

1,970,970 A	8/1934	Nolan
2,661,871 A	12/1953	Huenergardt
2,695,238 A	11/1954	Ferguson
3,052,368 A	9/1962	Atkins et al.
3,400,855 A	9/1968	Alexander
3,603,485 A	9/1971	Vivier

D258,796 S	4/1981	Paulides	
D292,883 S	* 11/1987	Griffin et al.	D9/500
4,703,849 A	11/1987	Vezirian et al.	
4,955,503 A	9/1990	Propes	
5,242,071 A	9/1993	Goebel	
D355,735 S	* 2/1995	Shaffer et al.	D32/53
5,588,561 A	12/1996	Ness	
D379,738 S	* 6/1997	Liming et al.	D7/511
5,769,266 A	* 6/1998	Willbrandt	220/669
D409,442 S	* 5/1999	Kilpatrick et al.	D7/513
D416,443 S	11/1999	Kilpatrick et al.	
D436,295 S	* 1/2001	Furman et al.	D7/523
D446,687 S	* 8/2001	Furman et al.	D7/523
D451,346 S	12/2001	Wyche	
D453,445 S	2/2002	Sokolski et al.	
6,382,452 B1	* 5/2002	Getachew et al.	220/524
D480,601 S	10/2003	Pettaweebuncha	

FOREIGN PATENT DOCUMENTS

WO WO 01/56614 A2 8/2001

* cited by examiner

Primary Examiner—M. N. Pandozzi
(74) *Attorney, Agent, or Firm*—Mueller and Smith, LPA

(57) **CLAIM**

The ornamental design for a multiple chamber drinking cup, as shown and described.

DESCRIPTION

FIG. 1 is a front elevational view of a multiple chamber drinking cup showing our new design; FIG. 2 is a side view thereof; FIG. 3 is a top view thereof; and, FIG. 4 is a bottom view thereof.

1 Claim, 1 Drawing Sheet

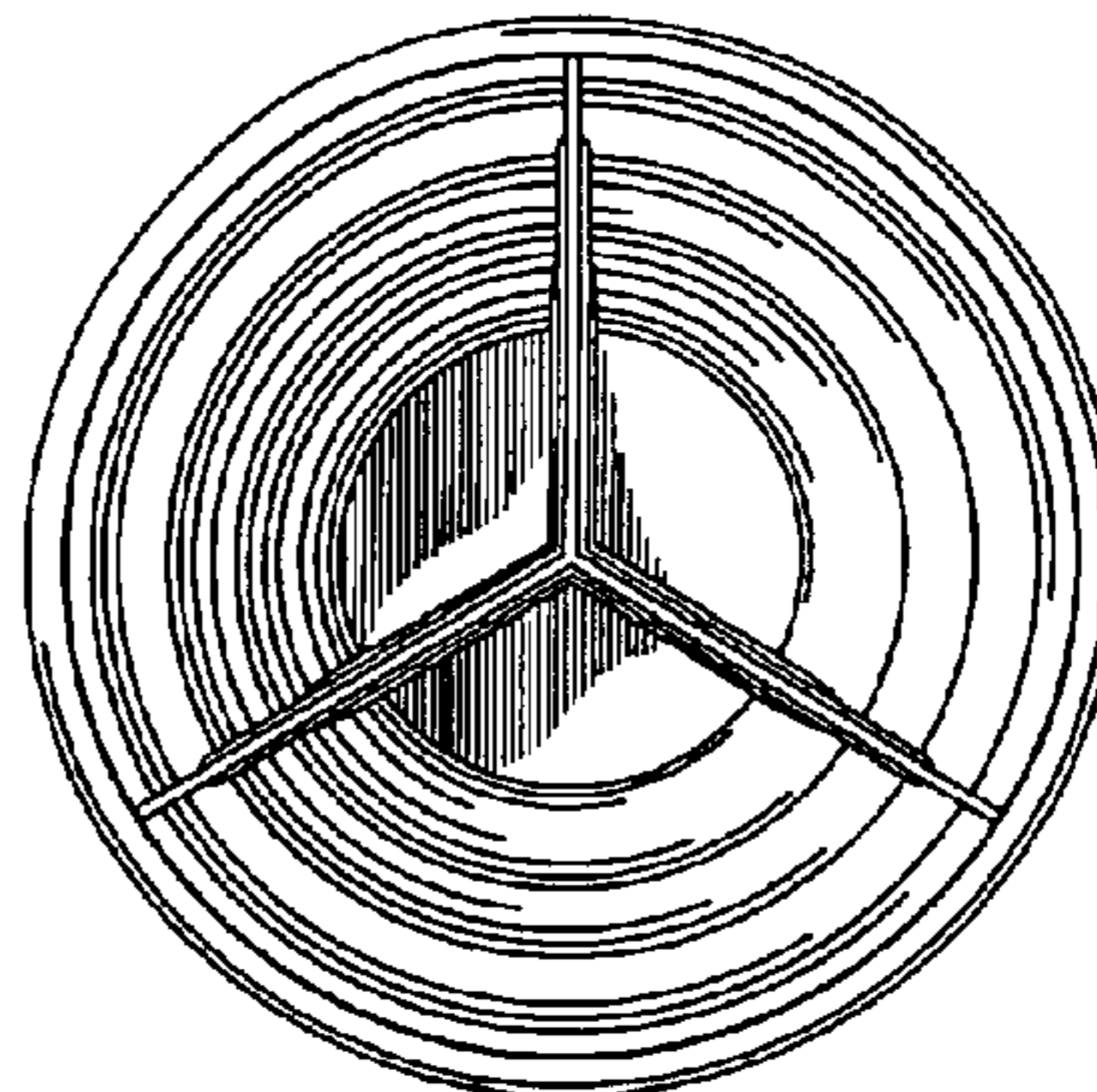
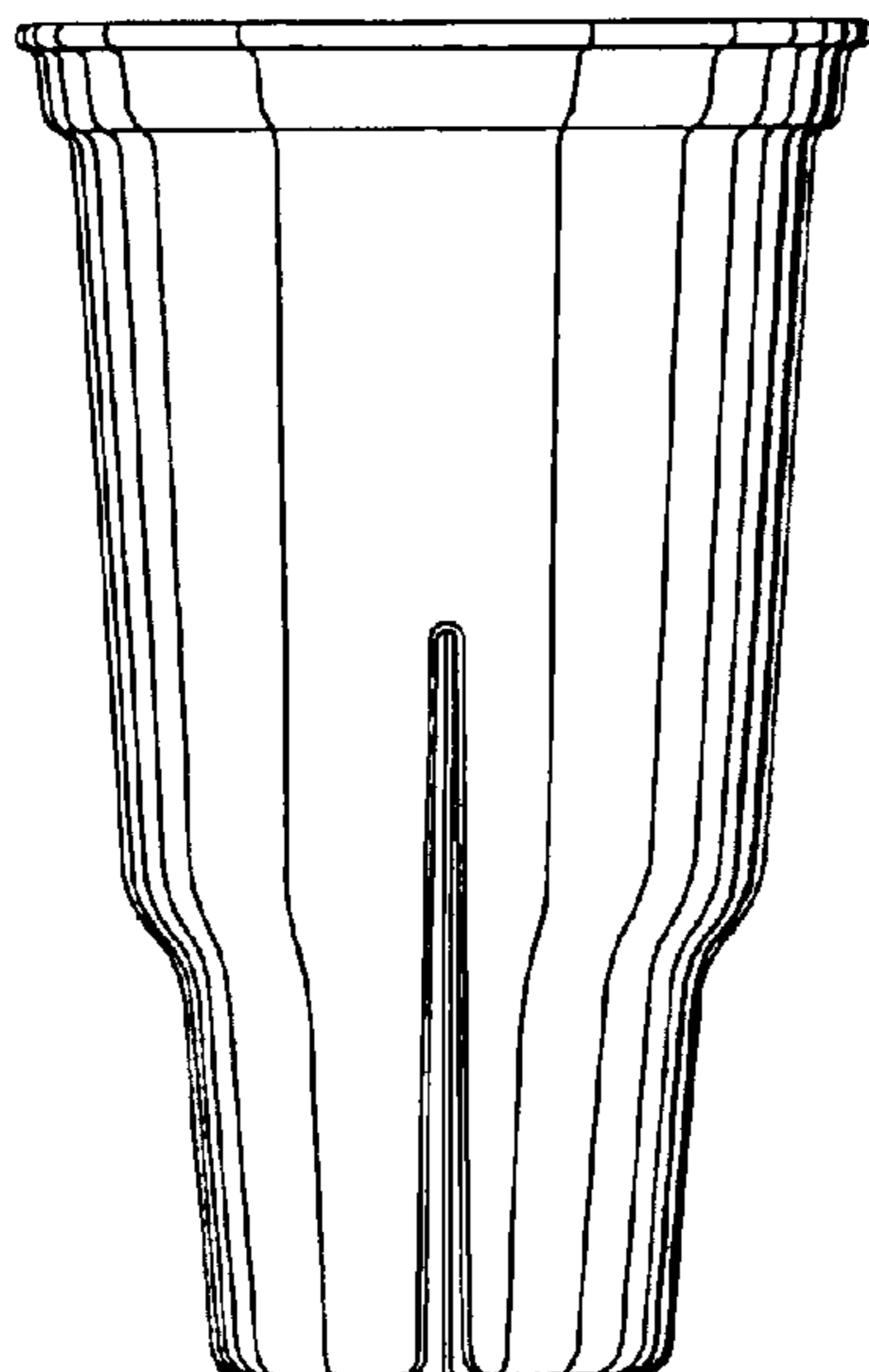


FIG. 1

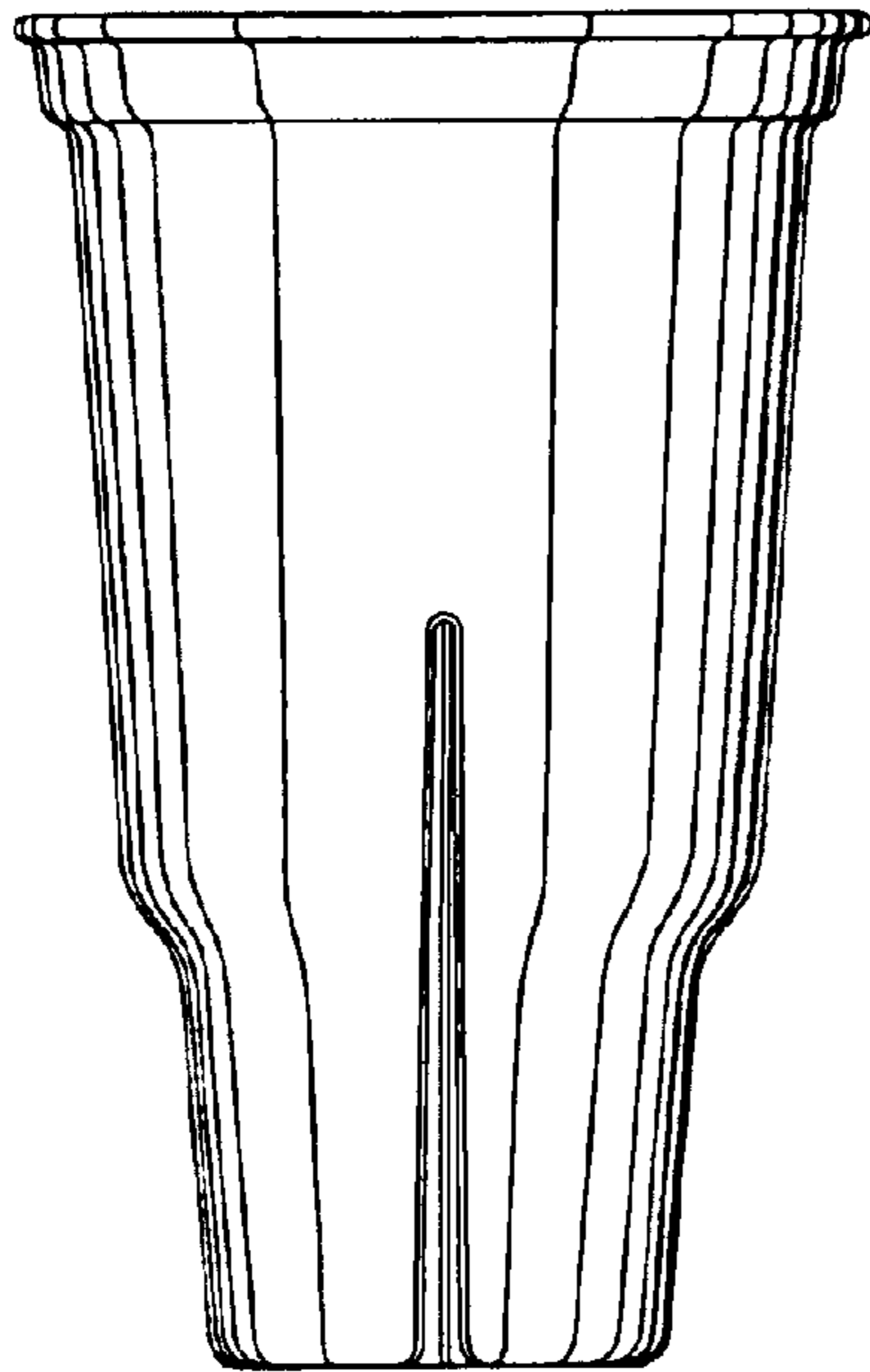


FIG. 2

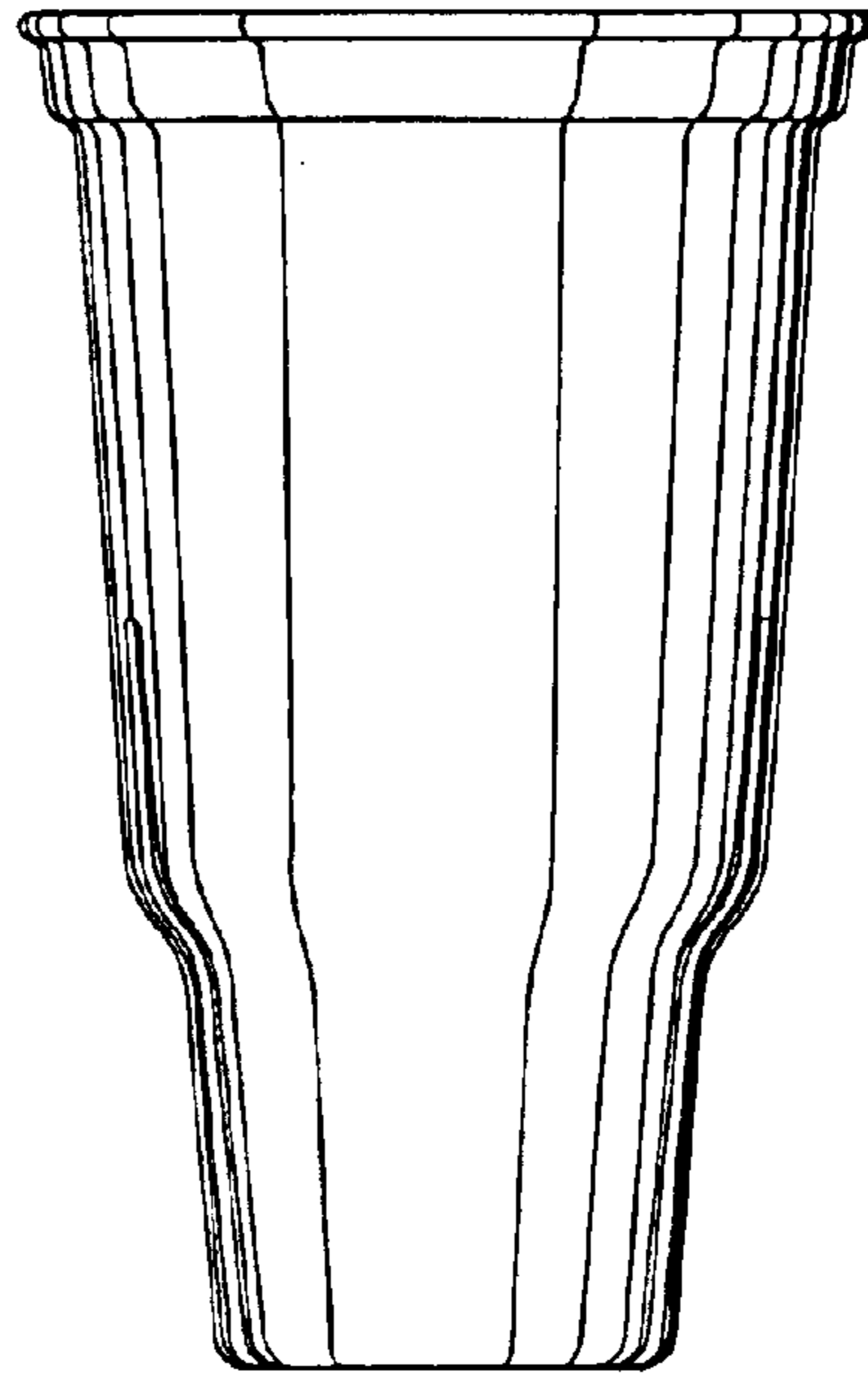


FIG. 3

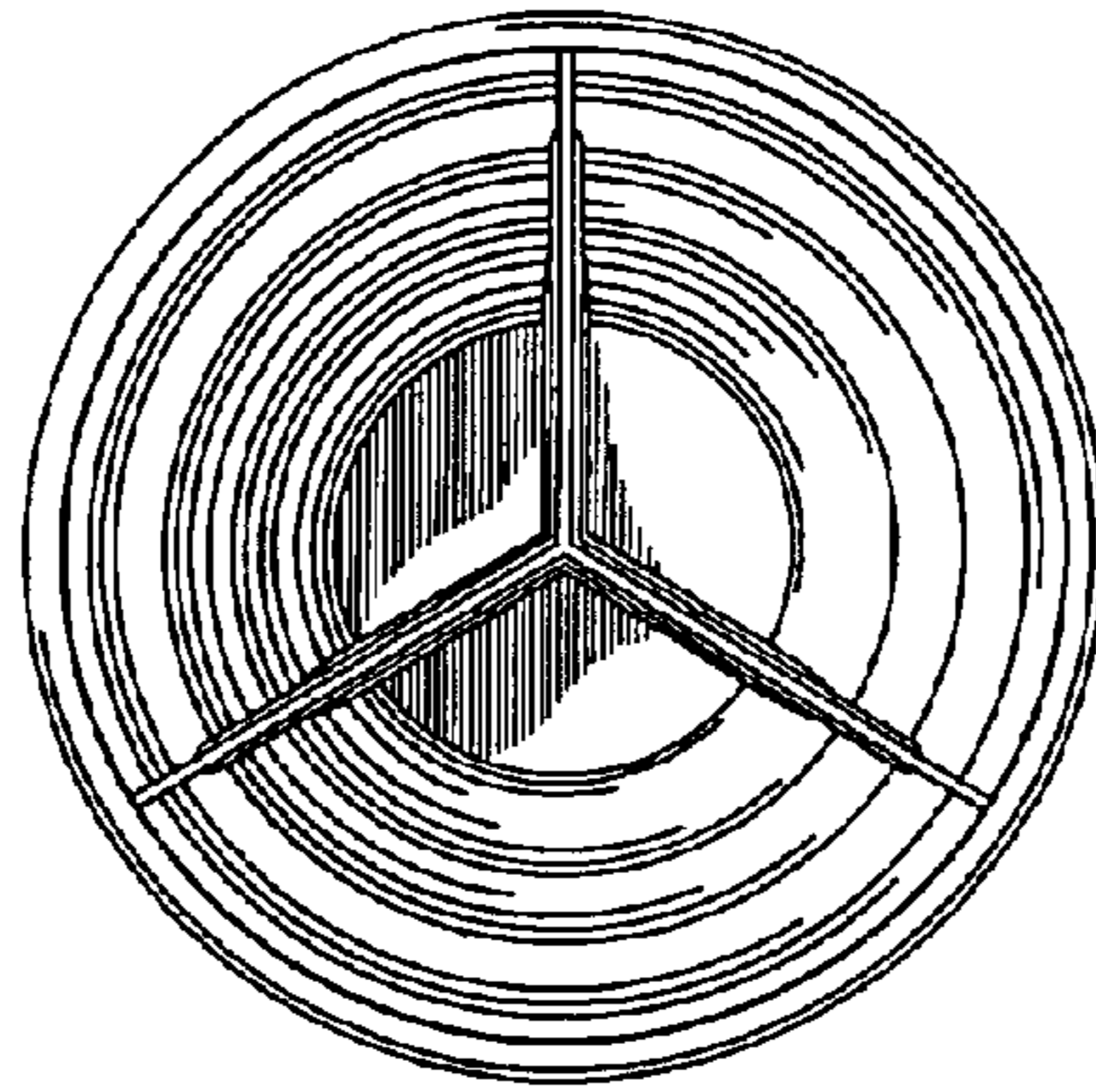


FIG. 4

