



US00D518995S

(12) **United States Design Patent**
Goodman et al.

(10) **Patent No.: US D518,995 S**
(45) **Date of Patent: ** Apr. 18, 2006**

(54) **TRIVET**

(75) Inventors: **Sheldon H. Goodman**, 30905 Stratford Dr., Solon, OH (US) 44139; **Brian R. Stelmarski**, Streetsboro, OH (US)

(73) Assignee: **Sheldon H. Goodman**, Solon, OH (US)

(**) Term: **14 Years**

(21) Appl. No.: **29/220,335**

(22) Filed: **Dec. 29, 2004**

(51) **LOC (8) Cl.** **07-99**

(52) **U.S. Cl.** **D7/388**

(58) **Field of Classification Search** D7/388,
D7/403, 409, 704, 213, 387, 408, 624.1, 602;
D27/126; D26/149; 47/41.11; 126/30; 249/77;
D6/313, 403, 458, 462, 455, 464, 487, 499;
99/440, 419, 450; 108/156

See application file for complete search history.

(56) **References Cited**

U.S. PATENT DOCUMENTS

1,527,856 A	*	2/1925	France	47/41.11
D75,467 S	*	6/1928	Bach	D26/149
D94,932 S	*	3/1935	Weil	D6/464
2,226,844 A	*	12/1940	Carr	249/77
D169,719 S	*	6/1953	Agee	D7/408
D240,995 S	*	8/1976	Hemphill	D7/409
D399,386 S		10/1998	Goodman		
D404,964 S		2/1999	Goodman et al.		
D405,290 S	*	2/1999	Hollinger	D6/403

5,934,185 A	*	8/1999	Sonnier	99/440
D420,831 S	*	2/2000	Rehmert et al.	D6/403
D434,598 S		12/2000	Goodman et al.		
D465,968 S		11/2002	Goodman et al.		
D479,094 S	*	9/2003	Ancona	D7/388
D479,433 S	*	9/2003	Ancona	D7/388
D479,783 S	*	9/2003	Ancona	D7/388

OTHER PUBLICATIONS

New From Spectrum Flyer, Circa 2002, 1 page.
Spectrum New For 2002 New Products Brochure, Circa 2002, Cover page and pp. 2 and 3.
Spectrum Pantry Storage Brochure, Circa 2002, Cover page and 2 pages.

* cited by examiner

Primary Examiner—M. N. Pandozzi

(74) *Attorney, Agent, or Firm*—Fay, Sharpe, Fagan, Minnich & McKee, LLP


(57) **CLAIM**

The ornamental design for a trivet, as shown and described.

DESCRIPTION

FIG. 1 is a top plan view of a trivet showing our new design; FIG. 2 is a bottom plan view thereof; FIG. 3 is a perspective view thereof; FIG. 4 is a front elevational view thereof; and, FIG. 5 is left side elevational view thereof, with a right side elevational view being a mirror image thereof.

1 Claim, 1 Drawing Sheet






Fig. 1

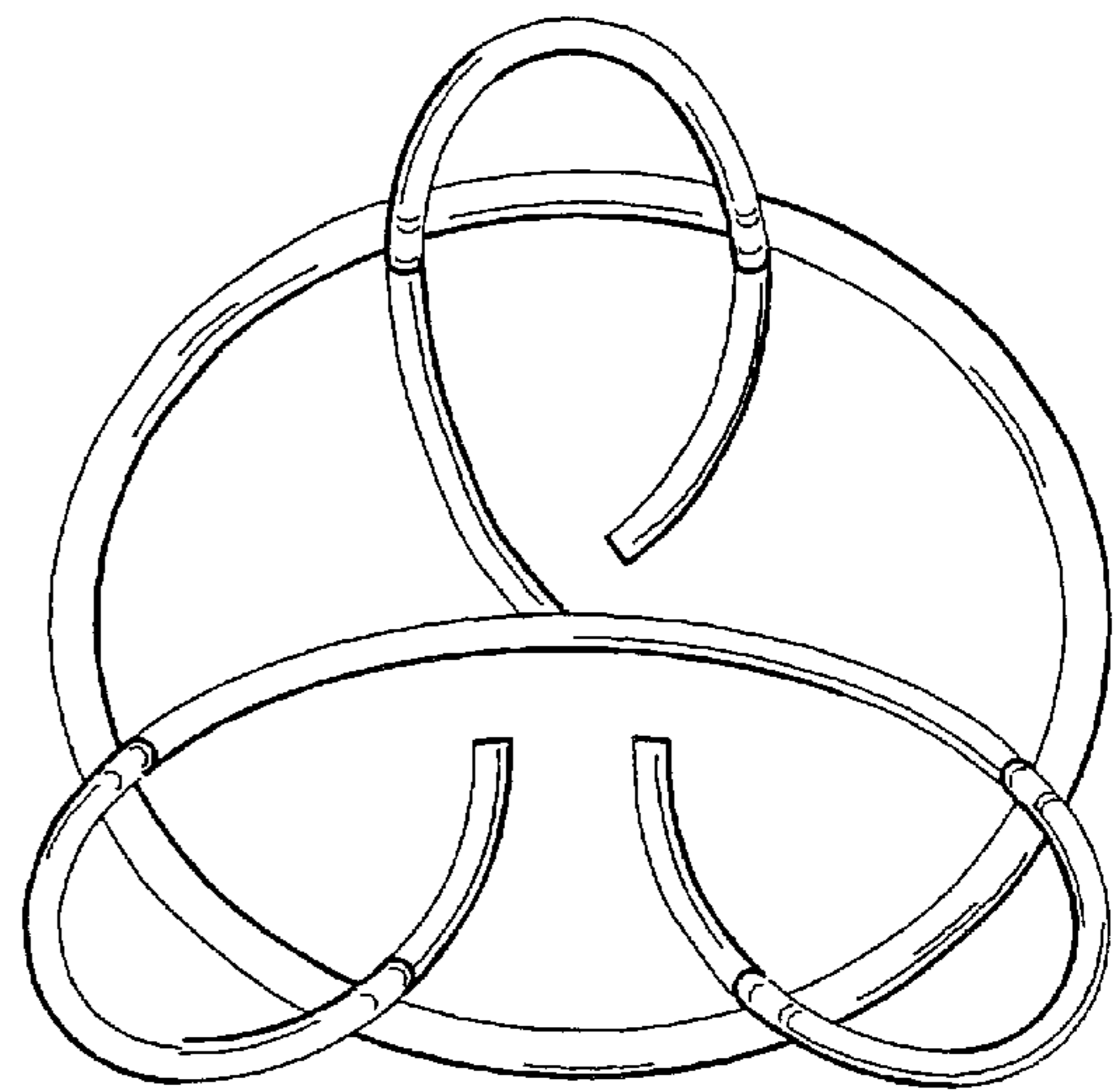


Fig. 2

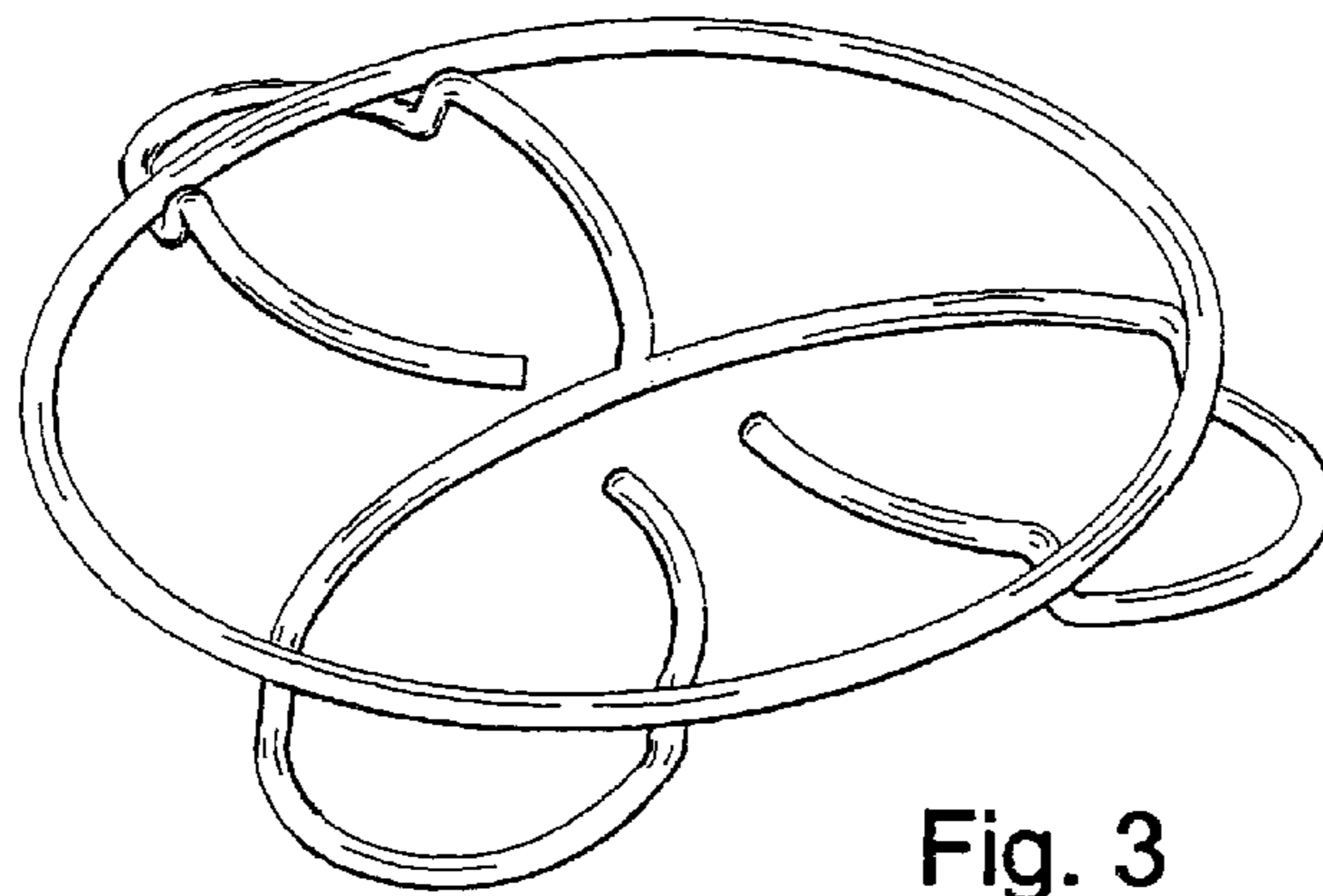


Fig. 3




Fig. 4

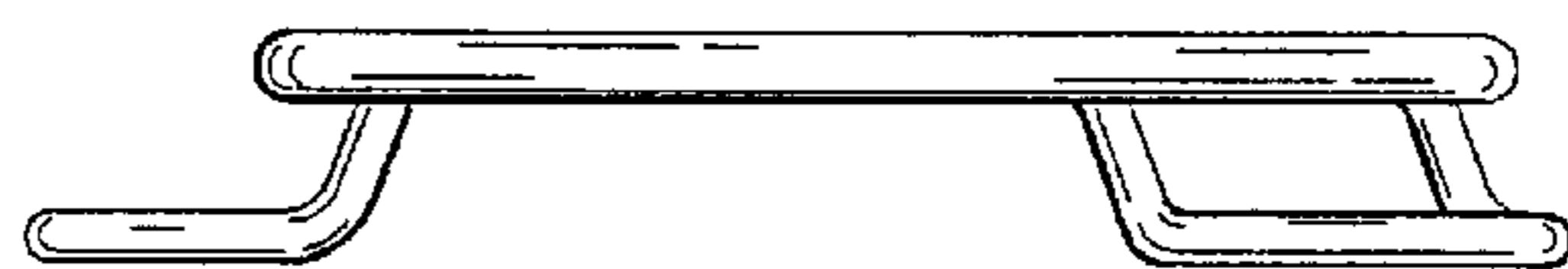


Fig. 5