



US00D518994S

(12) **United States Design Patent**
Lin

(10) **Patent No.:** **US D518,994 S**

(45) **Date of Patent:** **** *Apr. 18, 2006**

(54) **PERSONAL BLENDER**

(76) Inventor: **Kuan-Chih Lin**, PMB#1008, 1867
Ygnacio Valley Rd., Walnut Creek, CA
(US) 94598

(*) Notice: This patent is subject to a terminal disclaimer.

(**) Term: **14 Years**

(21) Appl. No.: **29/207,931**

(22) Filed: **Jun. 22, 2004**

(51) **LOC (8) Cl.** **31-00**

(52) **U.S. Cl.** **D7/378**

(58) **Field of Classification Search** D7/376-386,
D7/412, 413, 665; 241/30, 33, 37.5, 101.01-101.2,
241/166-169.1, 274-278.2, 282.1, 282.2,
241/285.1-285.3, 291, 292.1, 301; 366/64-67,
366/98, 100, 129, 130, 197-201, 205-207,
366/219-221, 241-254, 279-292, 325.94,
366/330.4, 341-343; 426/565; 99/509-511
See application file for complete search history.

(56) **References Cited**

U.S. PATENT DOCUMENTS

D448,236 S * 9/2001 Murray D7/326

D487,668 S * 3/2004 Sands D7/378
D499,603 S * 12/2004 Nikkhah D7/378
D501,756 S * 2/2005 Nikkhah D7/413
2004/0206837 A1 * 10/2004 Lee 241/282.2

* cited by examiner

Primary Examiner—Caron D. Veynar

(74) *Attorney, Agent, or Firm*—Leong C. Lei

(57) **CLAIM**

The ornamental design for a personal blender, as shown and described.

DESCRIPTION

FIG. 1 is a perspective view of a personal blender showing my new design;

FIG. 2 is a front side elevation view thereof;

FIG. 3 is a rear side elevation view thereof;

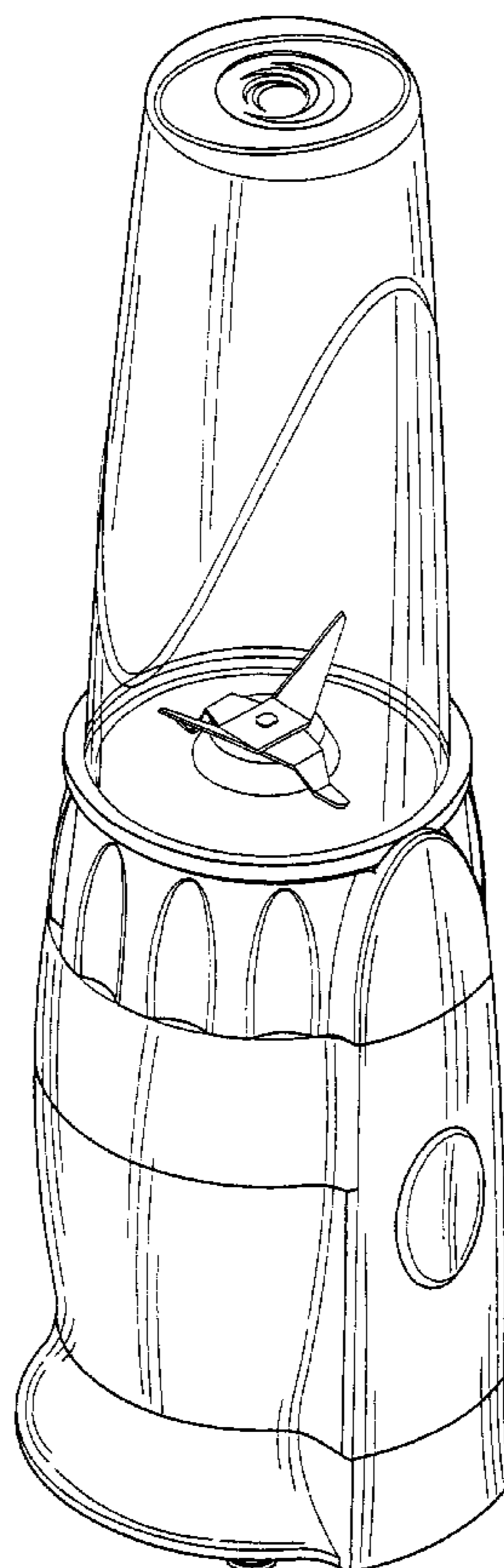
FIG. 4 is a left side elevation view thereof;

FIG. 5 is a right side elevation view thereof;

FIG. 6 is a top plan view thereof; and,

FIG. 7 is a bottom plan view thereof.

1 Claim, 4 Drawing Sheets



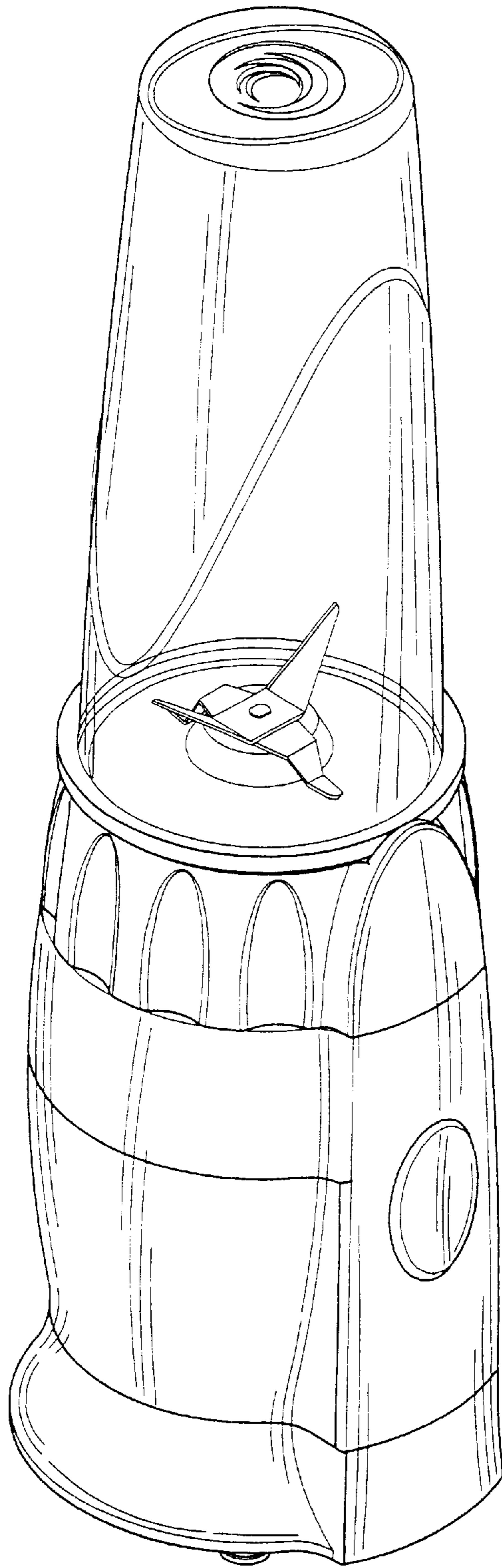


FIG. 1




FIG. 2

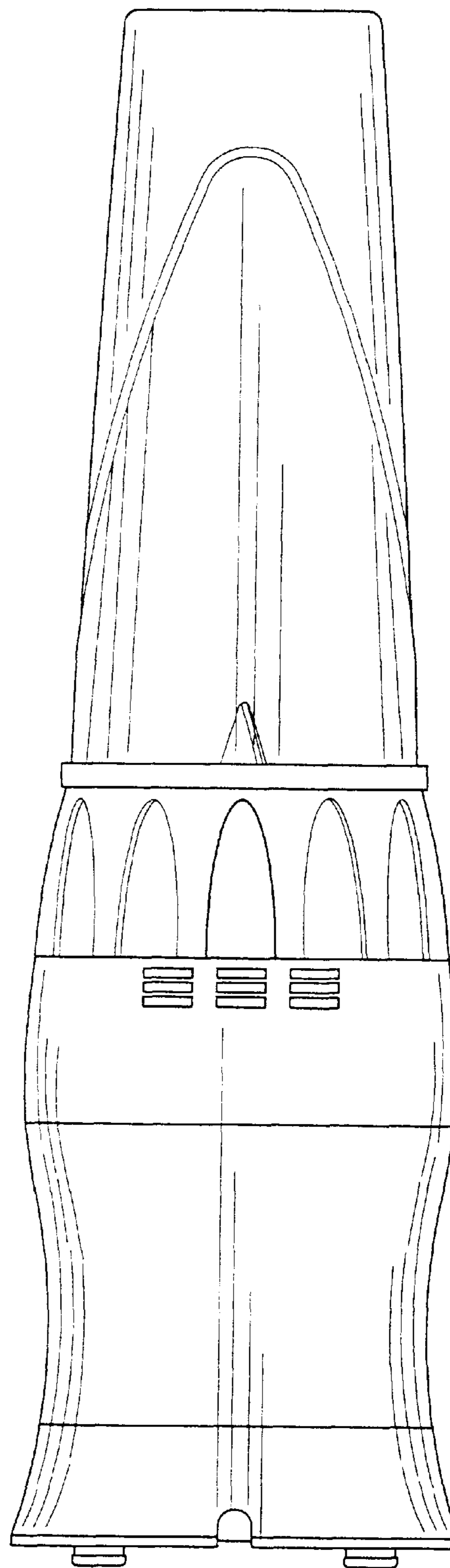


FIG. 3




FIG. 4

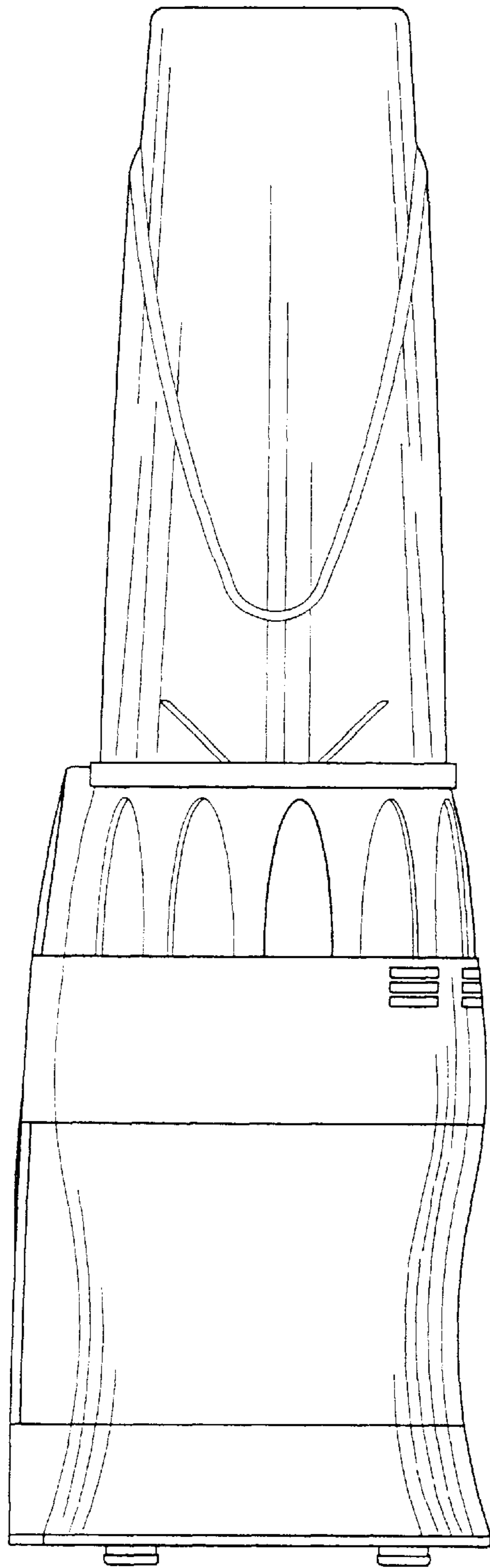


FIG. 5

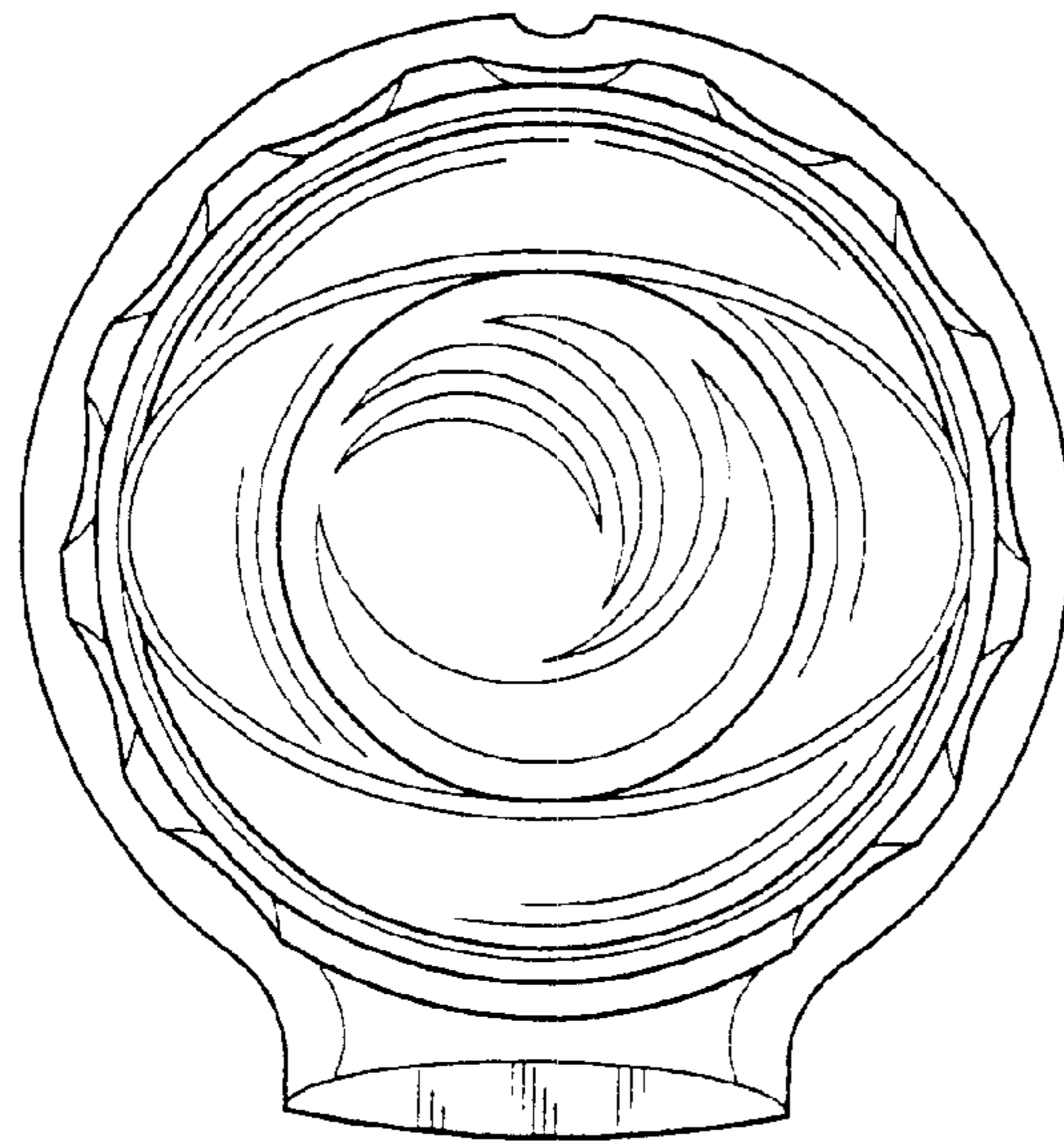


FIG.6

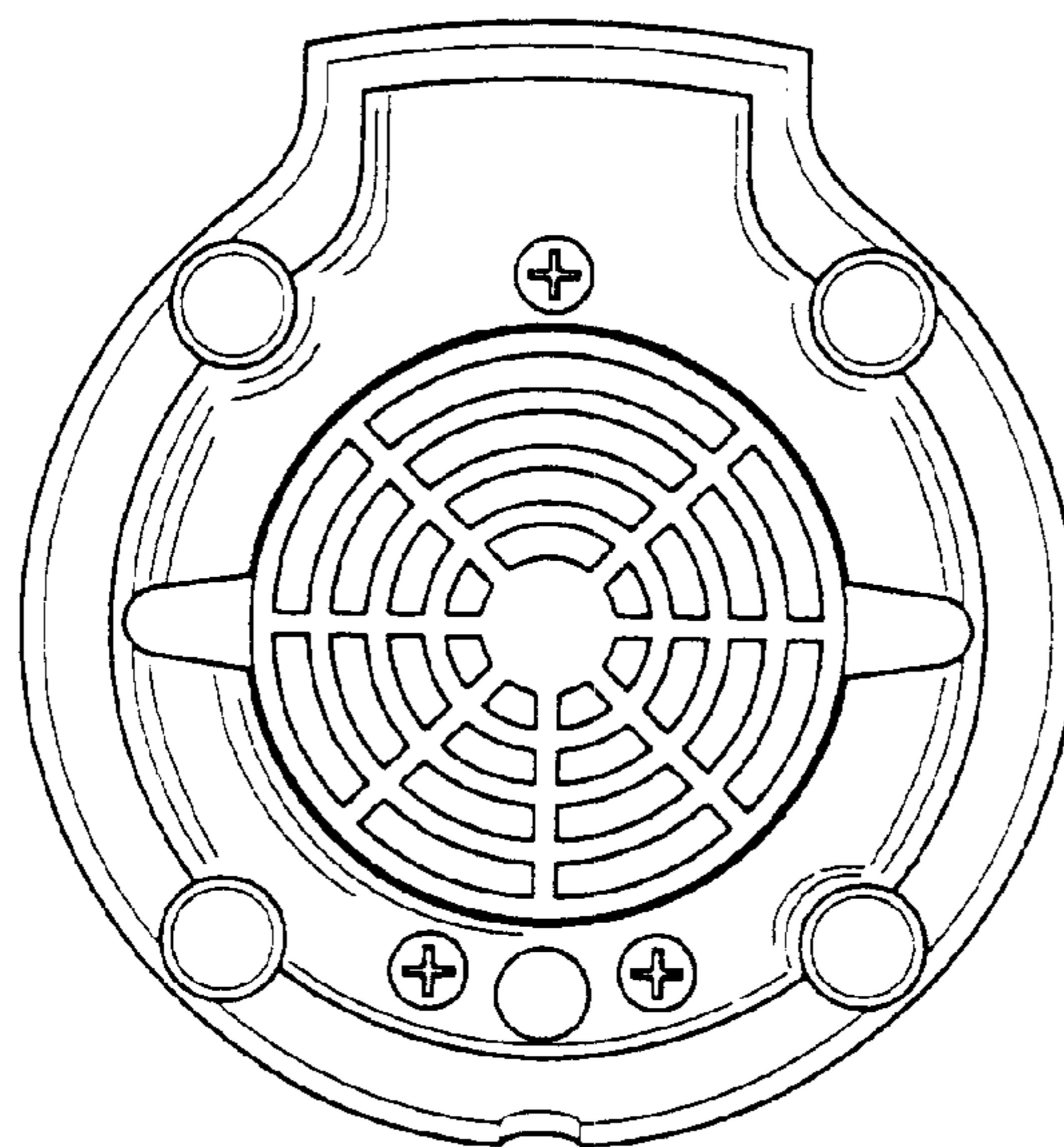


FIG.7