



US00D518989S

(12) **United States Design Patent**
Clapp

(10) **Patent No.:** **US D518,989 S**

(45) **Date of Patent:** **** Apr. 18, 2006**

(54) **PILLOW**

(75) Inventor: **Dennis M. Clapp**, Playa Del Rey, CA
(US)

(73) Assignee: **Spillow, Inc.**, West Los Angeles, CA
(US)

(**) Term: **14 Years**

(21) Appl. No.: **29/202,178**

(22) Filed: **Mar. 26, 2004**

(51) **LOC (8) Cl.** **06-09**

(52) **U.S. Cl.** **D6/601**

(58) **Field of Classification Search** D6/601,
D6/609, 595, 596, 201, 335; 5/662, 630,
5/636, 637, 665, 431, 436, 443, 448, 434,
5/632, 596; D21/681

See application file for complete search history.

(56) **References Cited**

U.S. PATENT DOCUMENTS

4,173,048 A	11/1979	Varaney	
D264,164 S	* 5/1982	Salibello et al.	D6/596
4,624,021 A	11/1986	Hofstetter	
D293,990 S	* 2/1988	Brooksby	D6/601
4,731,890 A	3/1988	Roberts	
4,754,510 A	7/1988	King	
D303,897 S	10/1989	Phillips	
4,901,384 A	2/1990	Eary	
D306,948 S	4/1990	Zollinger	
D307,369 S	4/1990	Zollinger	
D310,609 S	* 9/1990	Burkhardt	D6/601
5,097,551 A	3/1992	Smith	
D353,173 S	* 12/1994	Almeda	D21/687
D365,241 S	12/1995	Braden et al.	
5,519,906 A	5/1996	Fanto-Chan	

D377,881 S	2/1997	Watt	
D387,599 S	* 12/1997	Ryndak	D6/601
5,978,990 A	11/1999	Akey	
5,987,674 A	11/1999	Schaffner et al.	
D418,987 S	* 1/2000	Panton	D6/335
D419,819 S	* 2/2000	Bartoli	D6/601
6,052,848 A	4/2000	Kelly	
6,088,854 A	7/2000	Brownrigg	
D453,653 S	2/2002	Tunnell	
6,499,164 B1	12/2002	Leach	
6,751,817 B1	6/2004	Leach	
D492,533 S	* 7/2004	Cole	D6/601
6,874,183 B1	* 4/2005	Taylor	5/632

* cited by examiner

Primary Examiner—Robert M. Spear

Assistant Examiner—Mary Ann Calabrese

(74) *Attorney, Agent, or Firm*—Knobbe, Martens, Olson & Bear, LLP

(57) **CLAIM**

The ornamental design for a pillow, as shown and described.

DESCRIPTION

FIG. 1 is a perspective view of a pillow of the present invention;

FIG. 2 is a front view of the pillow of FIG. 1;

FIG. 3 is a back view of the pillow of FIG. 1;

FIG. 4 is a right side view of the pillow of FIG. 1;

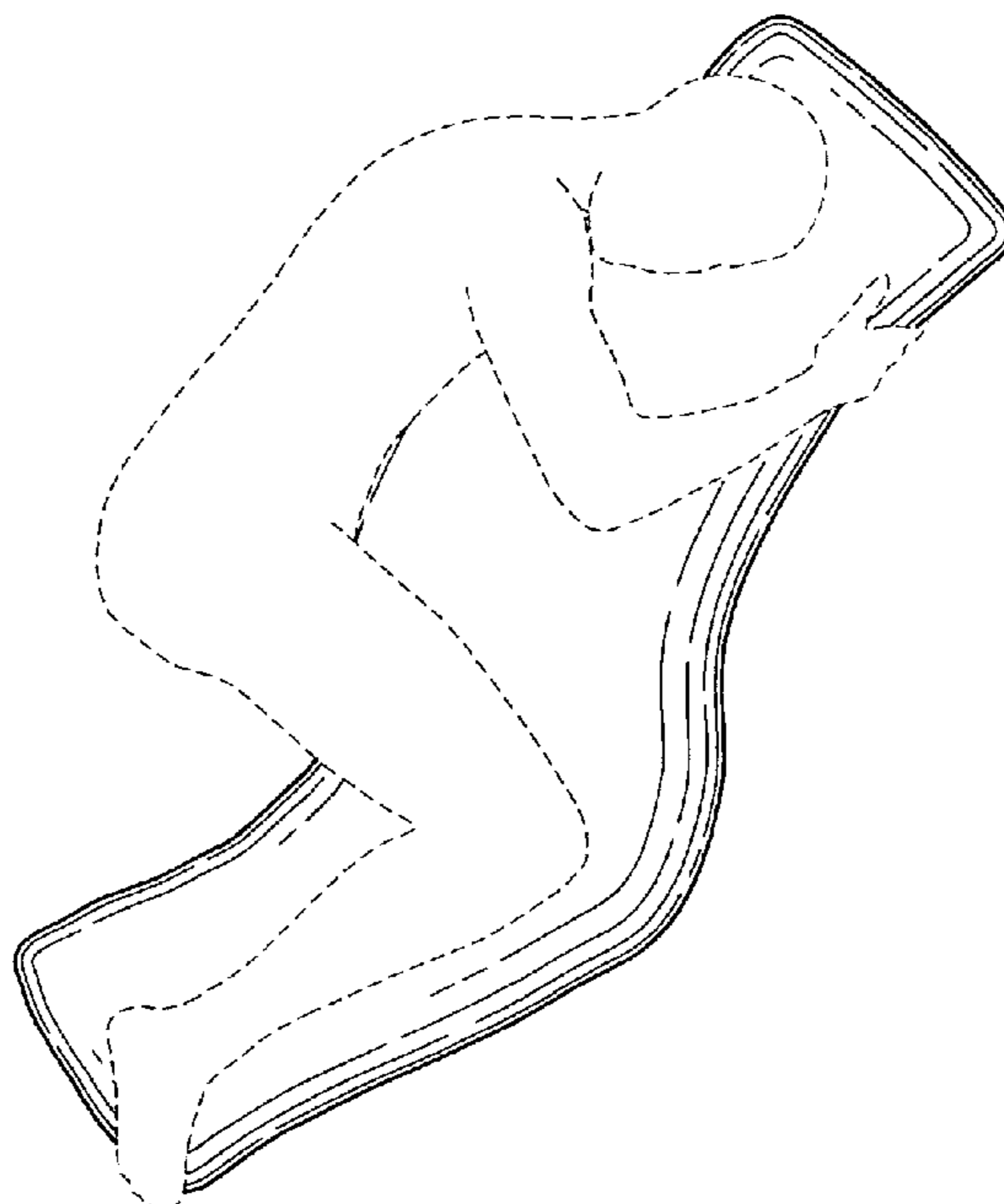
FIG. 5 is a left side view of the pillow of FIG. 1;

FIG. 6 is a top view of the pillow of FIG. 1;

FIG. 7 is a bottom view of the pillow of FIG. 1; and,

FIG. 8 is a perspective view of the pillow of FIG. 1 shown in use. The broken line showing of the person is for illustrative purposes only and forms no part of the claimed design.

1 Claim, 4 Drawing Sheets



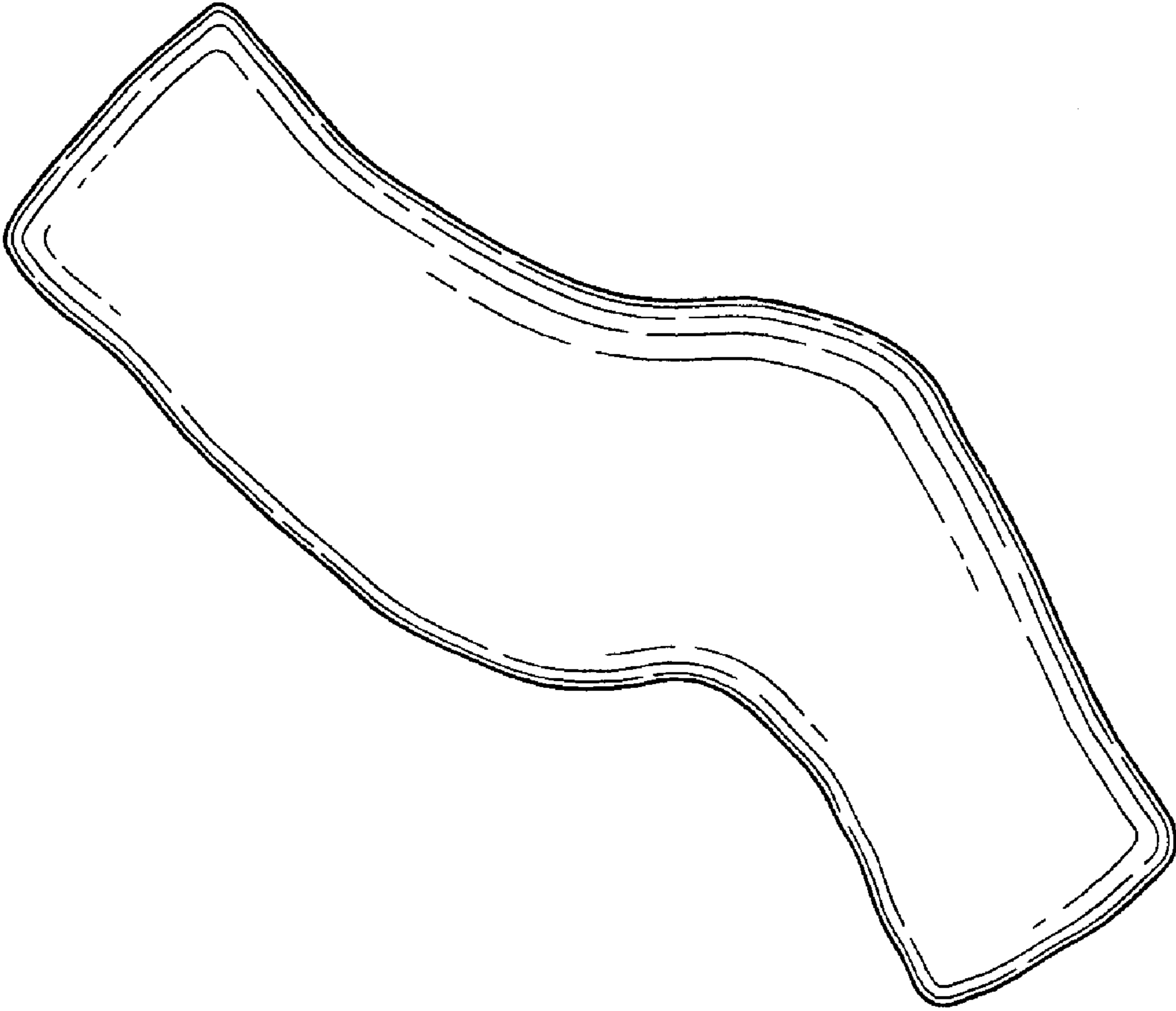


FIG. 1

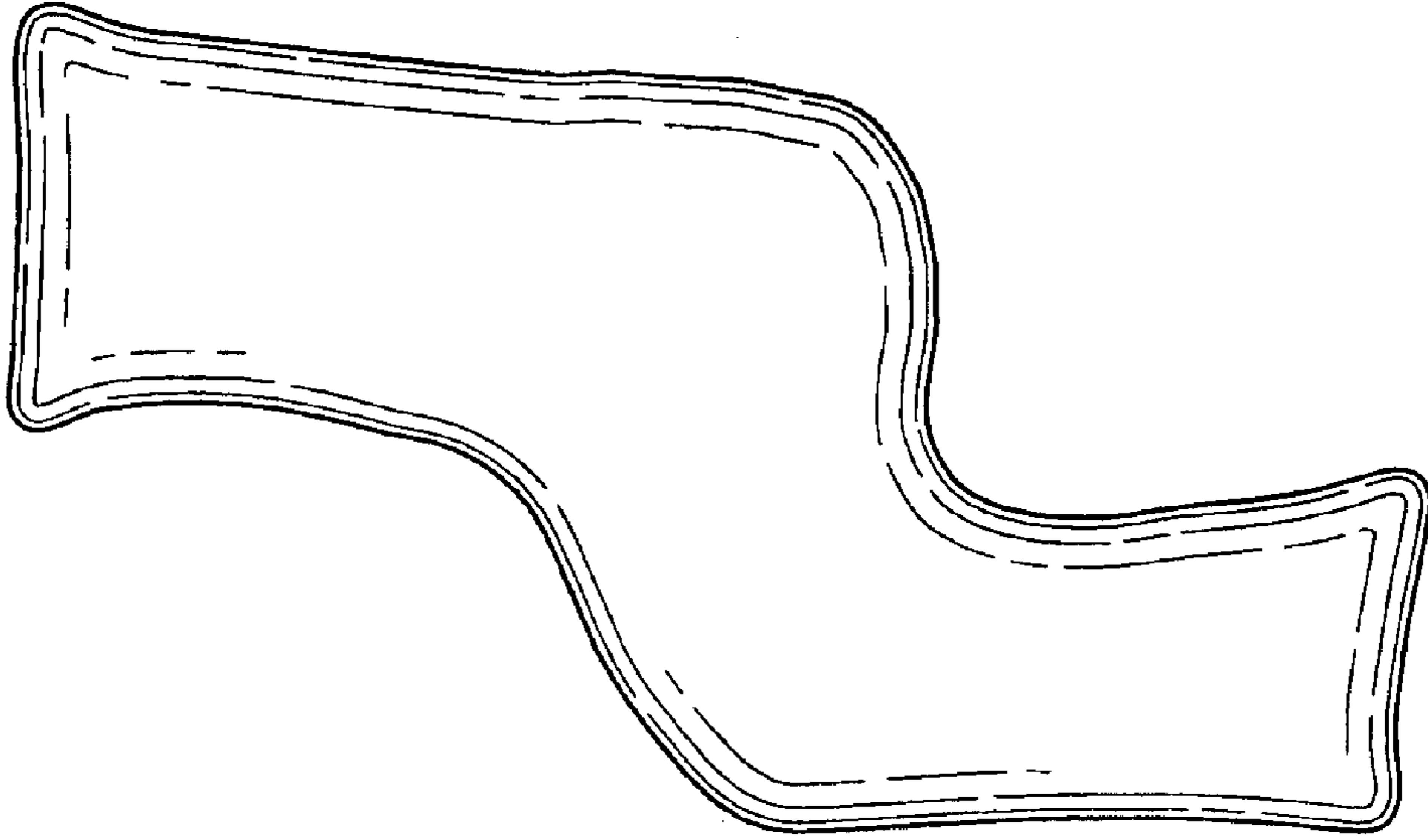


FIG. 3

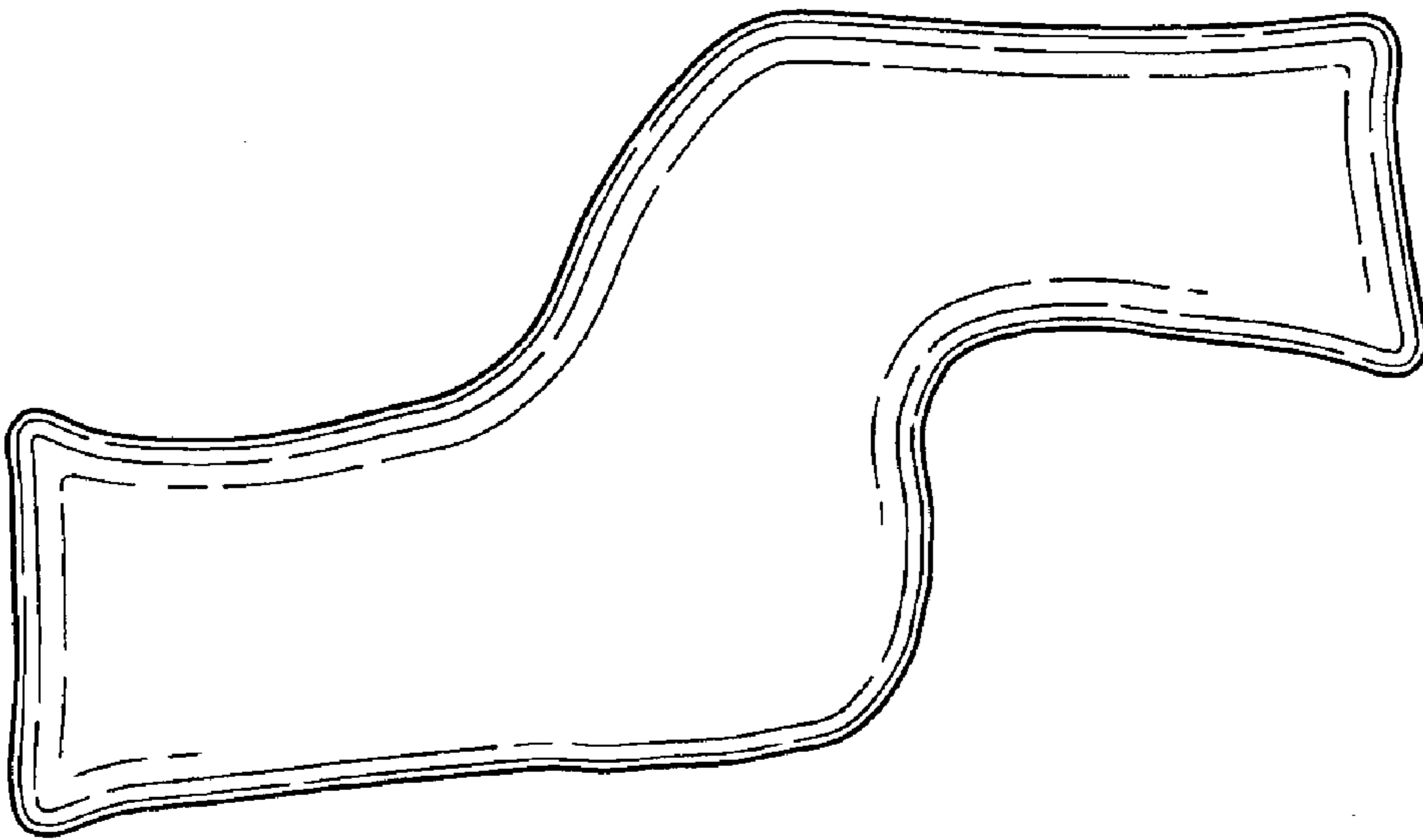


FIG. 2

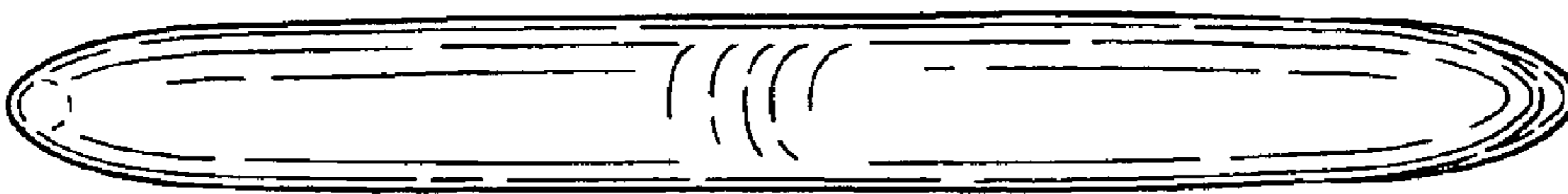


FIG. 4




FIG. 5



FIG. 6



FIG. 7

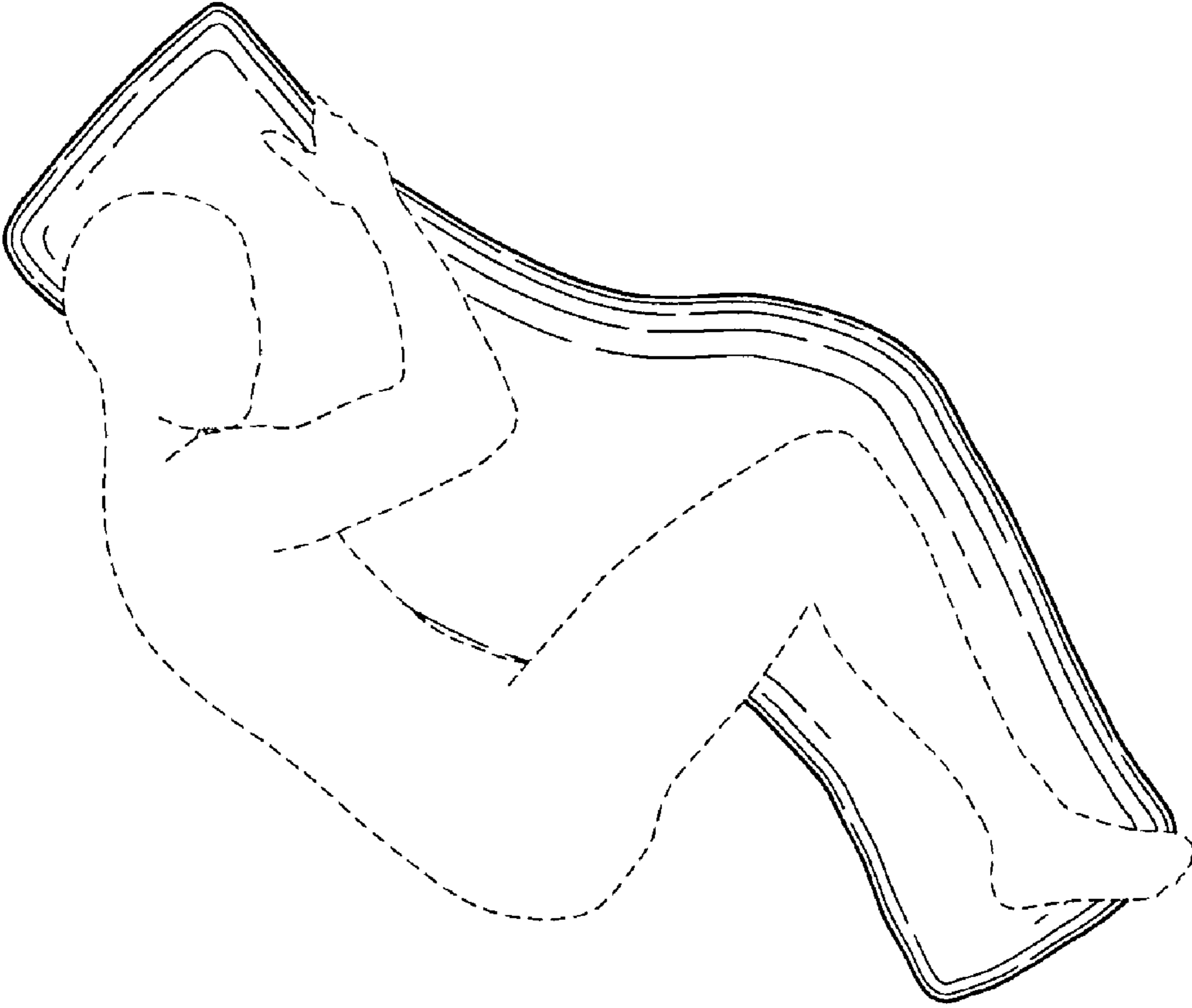


FIG. 8