



US00D518986S

(12) **United States Design Patent**
Gilbert

(10) **Patent No.:** **US D518,986 S**

(45) **Date of Patent:** **** Apr. 18, 2006**

(54) **ACCESSORY POST**

(75) **Inventor:** **Christopher Jon Gilbert**, Moreland Hills, OH (US)

(73) **Assignee:** **Moen Incorporated**, North Olmsted, OH (US)

(**) **Term:** **14 Years**

(21) **Appl. No.:** **29/209,696**

(22) **Filed:** **Jul. 20, 2004**

(51) **LOC (8) Cl.** **06-04**

(52) **U.S. Cl.** **D6/550**

(58) **Field of Classification Search** D6/546-550,
D6/518-523; D8/300, 303, 315-321, 349,
D8/354, 363, 373, 380; 108/28-29; 248/175,
248/176.1, 251, 302, 309.1; 16/110.1, 412,
16/415; 242/570, 590, 595-598; 211/13.1,
211/16, 60.1, 100, 86.01, 87.01, 88.01, 88.04,
211/105.1-105.2, 123, 182, 181.1

See application file for complete search history.

(56) **References Cited**

U.S. PATENT DOCUMENTS

1,177,232	A	3/1916	Chisholm	
2,992,799	A	7/1961	Tisdall	
D222,279	S	10/1971	Clayton	
D318,590	S	7/1991	McKeone	
D337,014	S	7/1993	Wang	
D357,839	S	5/1995	Lehn et al.	
D407,931	S	* 4/1999	Sweetman D6/524
D434,934	S	12/2000	Solowiej	
D449,948	S	11/2001	Lai	
D451,740	S	12/2001	Yeh	
D452,101	S	12/2001	Yeh	

D452,790	S	1/2002	Chen	
D459,200	S	6/2002	Zhao	
D461,353	S	8/2002	Gilbert	
D461,672	S	8/2002	Zhao	
D463,936	S	* 10/2002	Chen D6/550
D463,938	S	* 10/2002	Lee Wang D6/550
D466,738	S	12/2002	Tai	
D466,986	S	12/2002	Singtoroj et al.	
D469,291	S	1/2003	Ouyoung	
D469,292	S	1/2003	Chen et al.	
D472,416	S	4/2003	Yen	
D477,737	S	7/2003	Hoernig	
D477,954	S	8/2003	Gilbert	
D494,052	S	* 8/2004	Winter et al. D6/550
D501,746	S	* 2/2005	Gilbert D6/550
D504,043	S	* 4/2005	Kennard D6/550

* cited by examiner

Primary Examiner—Brian N Vinson

(57) **CLAIM**

The ornamental design for an accessory post, as shown and described.

DESCRIPTION

FIG. 1 is a perspective view of an accessory post of the new design;

FIG. 2 is a front view of the accessory post of FIG. 1

FIG. 3 is a side view of the accessory post of FIG. 1, the other side view being a mirror image

FIG. 4 is a top view of the accessory post of FIG. 1, the bottom view being a mirror image; and,

FIG. 5 is a back view of the accessory post of FIG. 1.

The portions of the Figures shown in phantom lines are not part of the claimed design but are for illustration only.

1 Claim, 1 Drawing Sheet

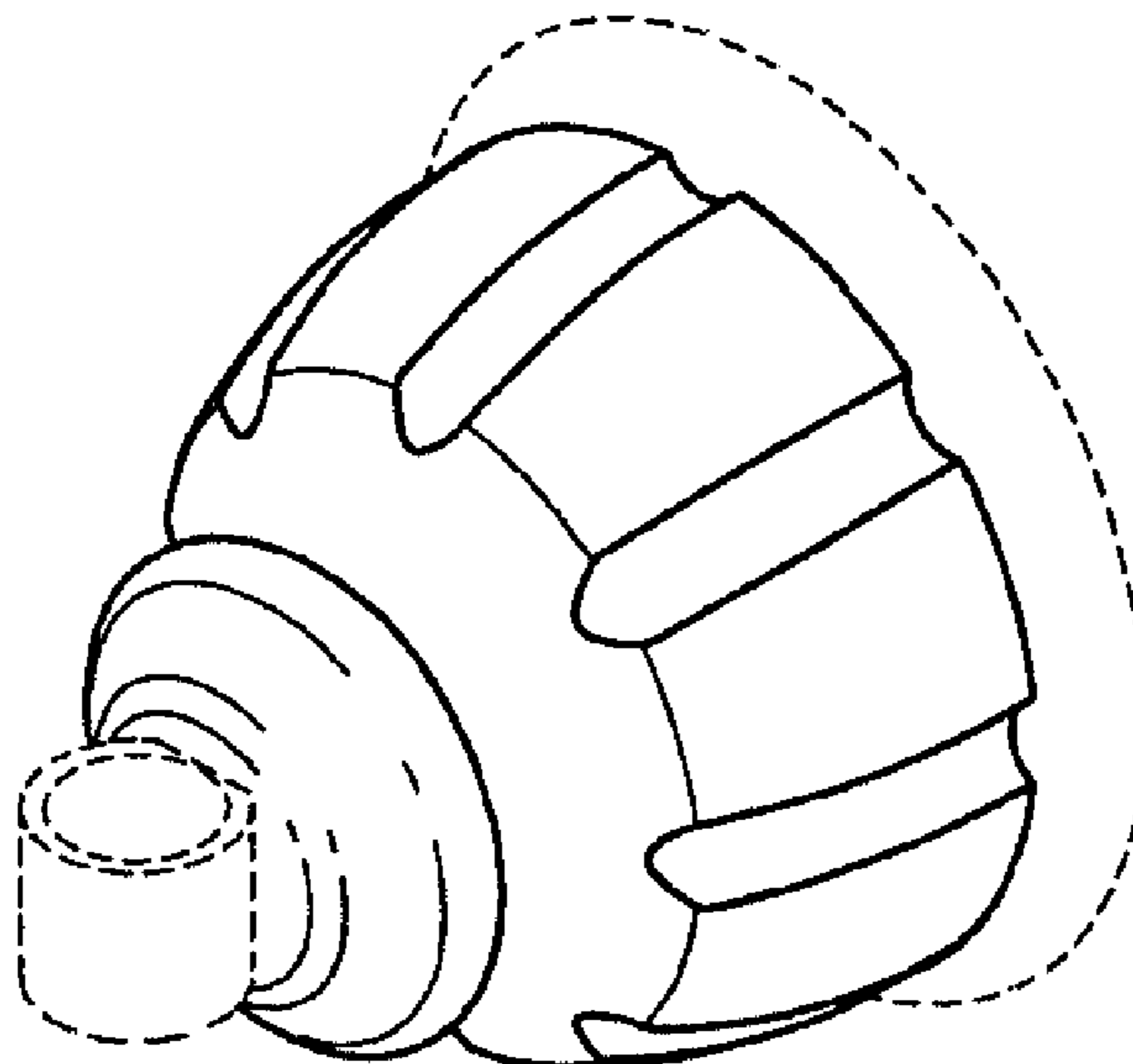


FIG. 1

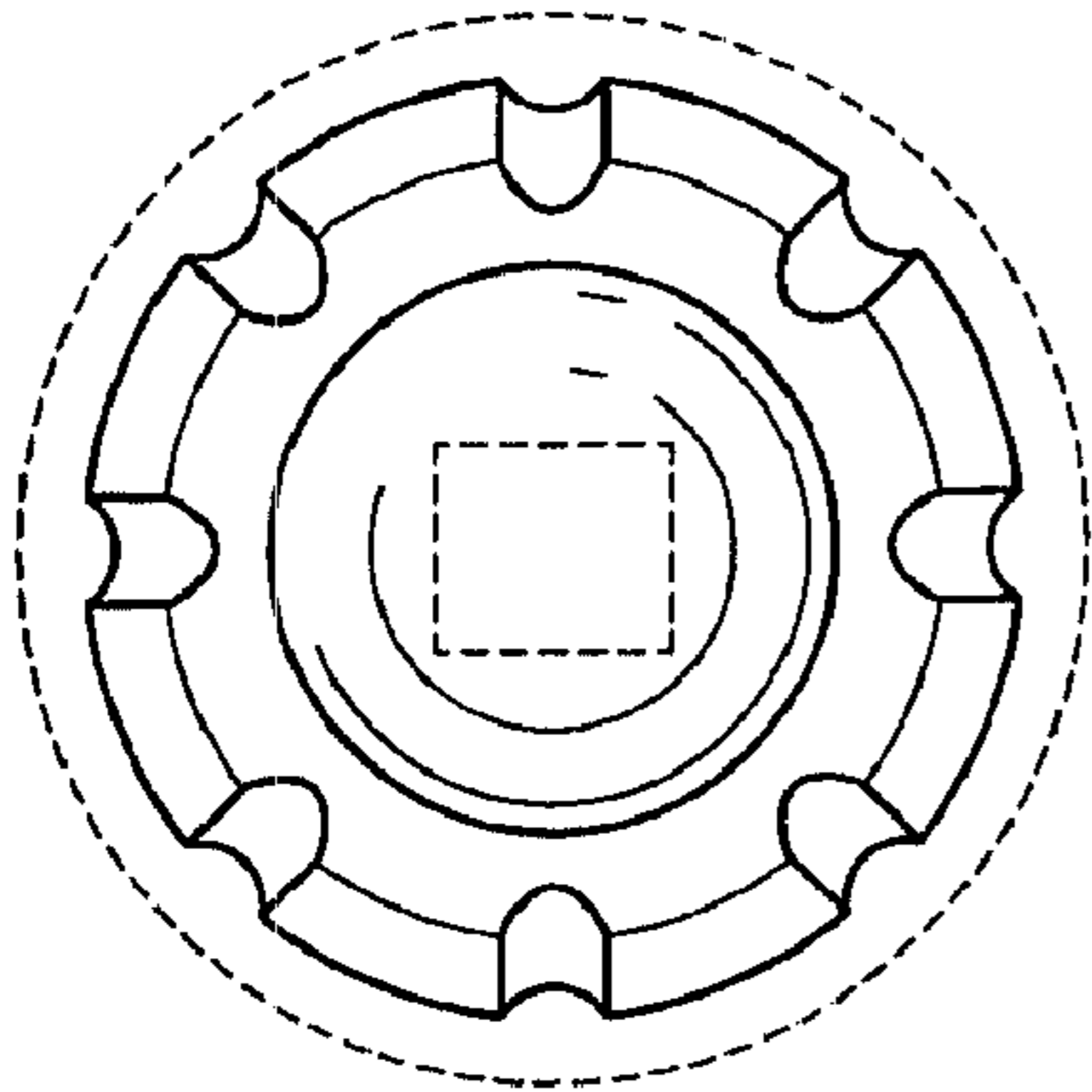
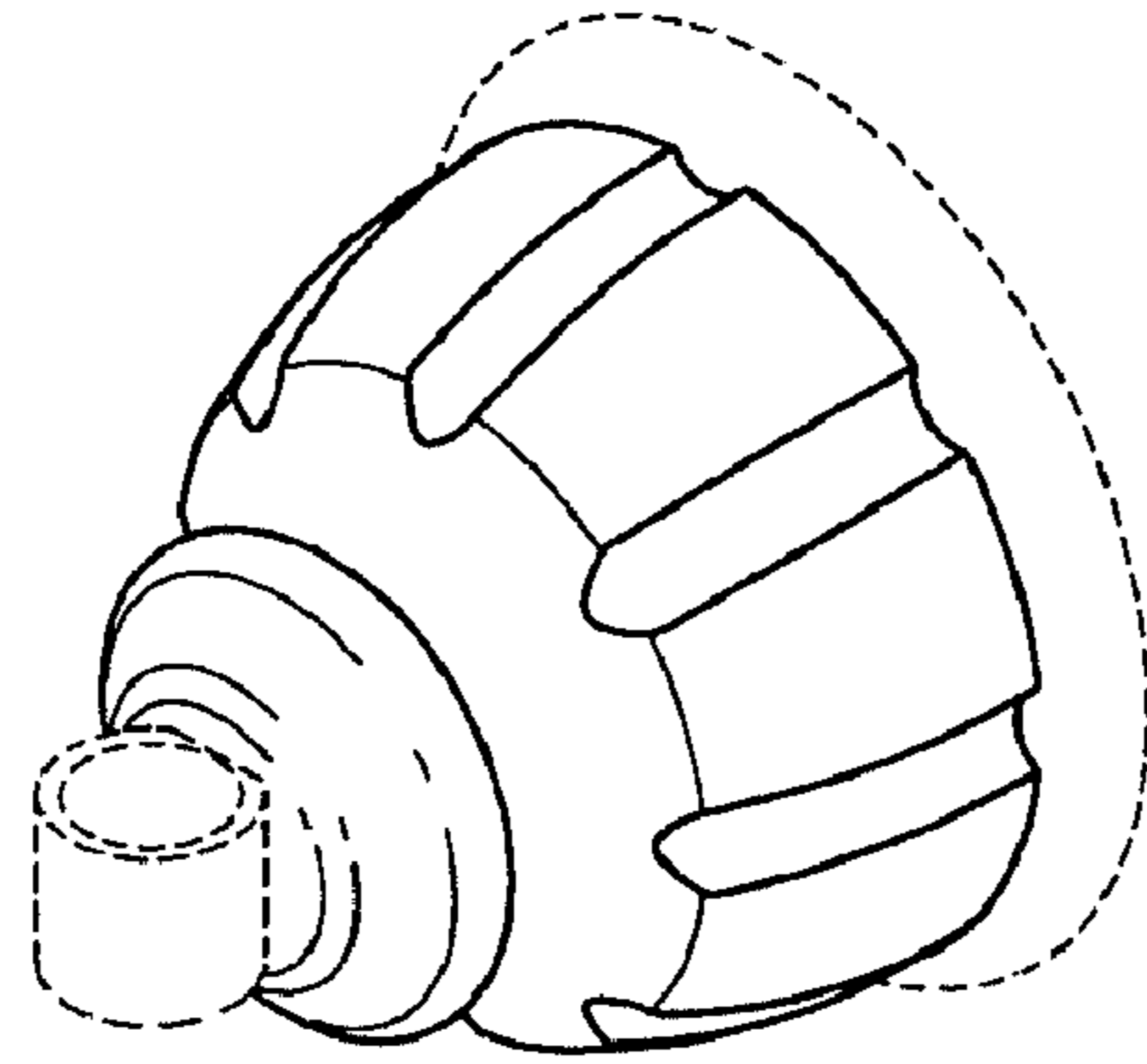


FIG. 2

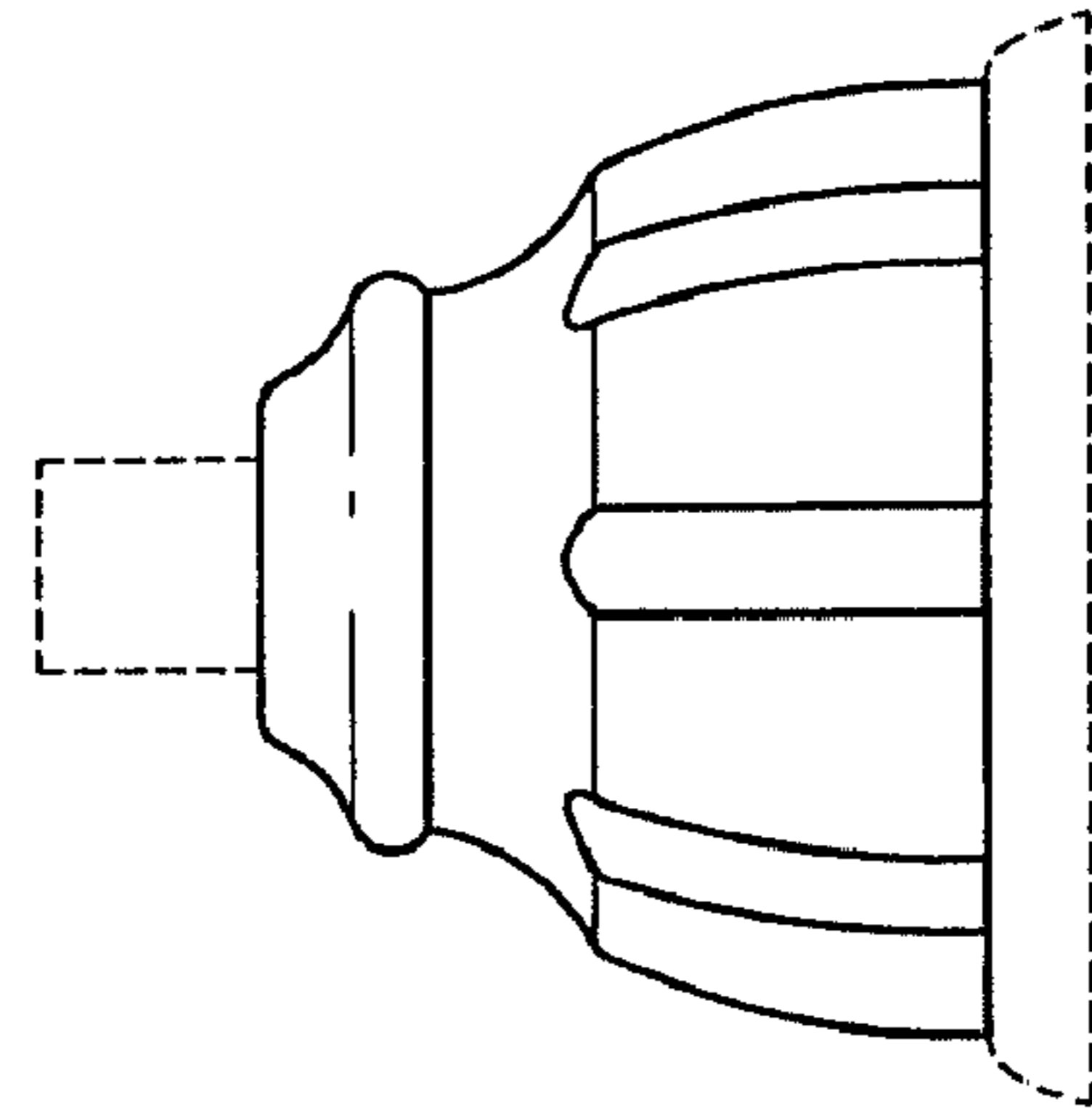


FIG. 3

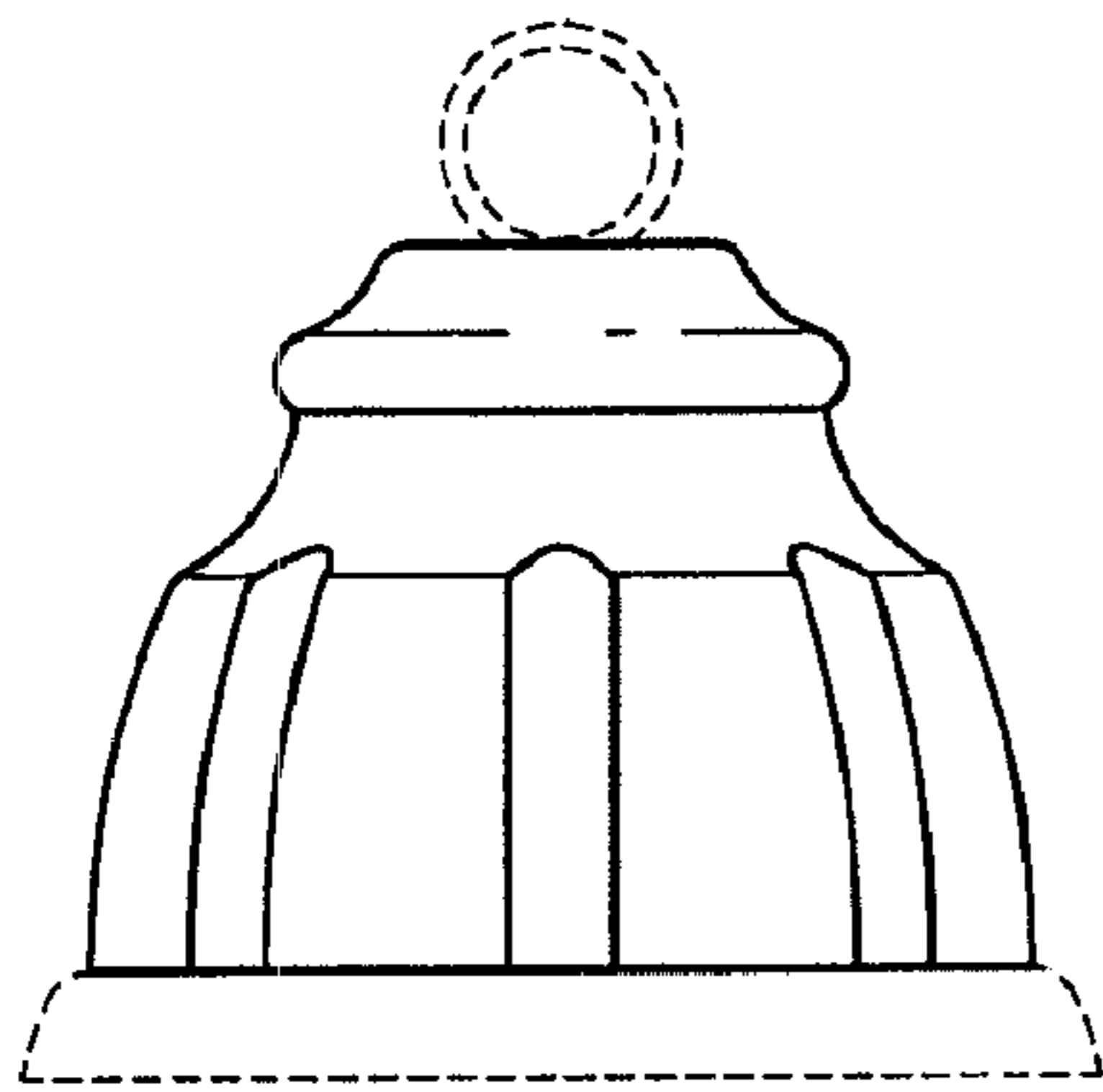


FIG. 4

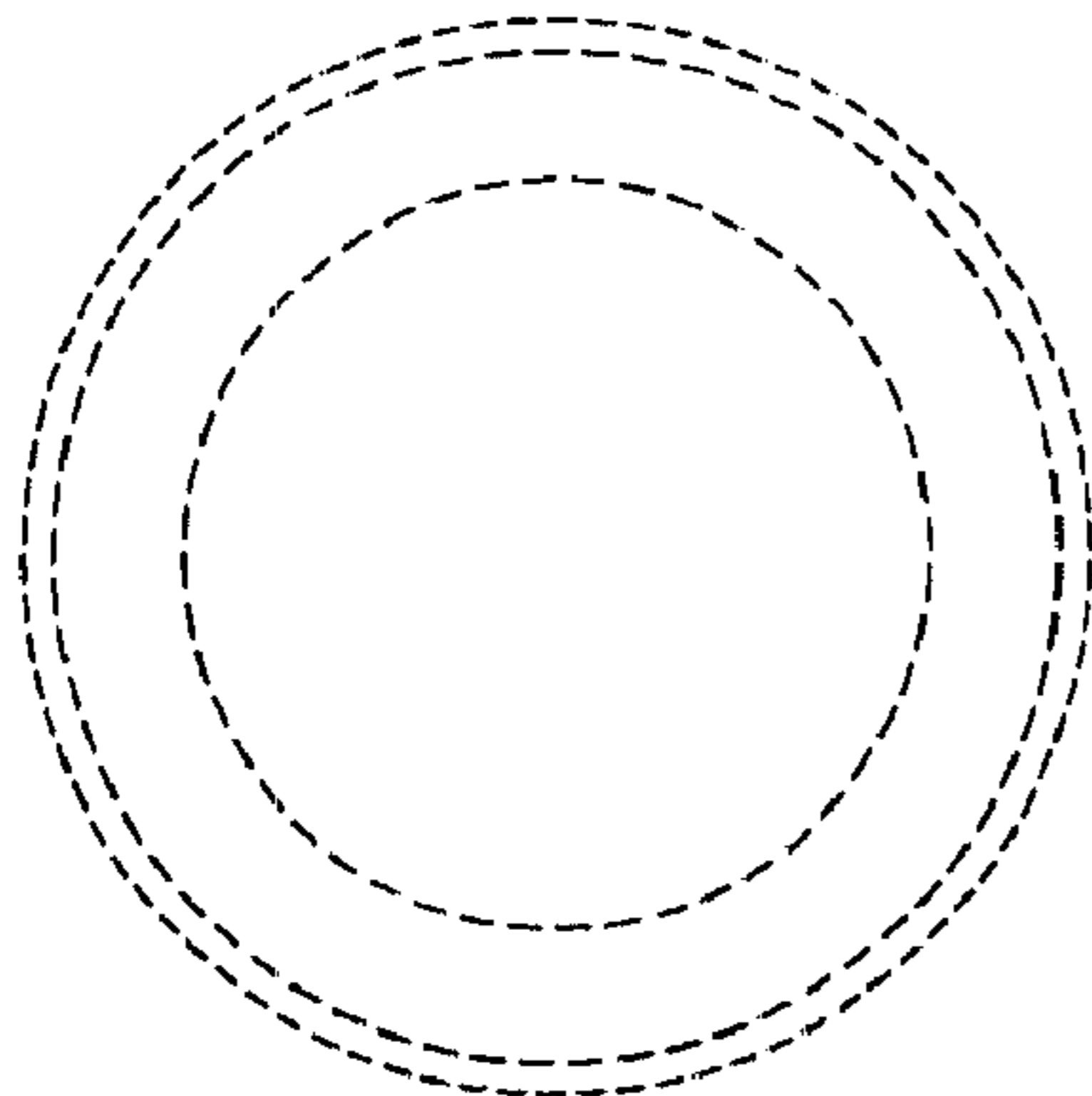


FIG. 5