



US00D518975S

(12) **United States Design Patent**  
**Mohundro**

(10) **Patent No.:** **US D518,975 S**

(45) **Date of Patent:** **\*\* Apr. 18, 2006**

(54) **DRESSER**

(76) **Inventor:** **James Glenn Mohundro**, 3F-4 No.  
161, Kung-I Road, Taichung City (TW)

(\*\*) **Term:** **14 Years**

(21) **Appl. No.:** **29/218,810**

(22) **Filed:** **Dec. 8, 2004**

(51) **LOC (8) Cl.** ..... **06-04**

(52) **U.S. Cl.** ..... **D6/441; D6/446**

(58) **Field of Classification Search** ..... D6/436-447;  
312/114, 204, 224, 227

See application file for complete search history.

(56) **References Cited**

**U.S. PATENT DOCUMENTS**

D399,372 S	*	10/1998	Zaidman et al. ....	D6/446
D401,443 S	*	11/1998	Zaidman .....	D6/446
D428,280 S	*	7/2000	Walters et al. ....	D6/446
D442,801 S	*	5/2001	Hutton .....	D6/446
D454,724 S	*	3/2002	Hokanson .....	D6/441
D483,962 S	*	12/2003	Stanton .....	D6/441
D490,627 S	*	6/2004	Cook .....	D6/444

**OTHER PUBLICATIONS**

Scan Catalog, High Lingerie Chest, p. 27, 2003.\*

Scan Catalog, Dresser, p. 4, 2003.\*

Ethan Allen Collections, Horizons Double Dresser, p. 60,  
2002.\*

\* cited by examiner

*Primary Examiner*—Cathron C. Brooks

(74) *Attorney, Agent, or Firm*—Bacon & Thomas, PLLC

(57) **CLAIM**

The ornamental design for a dresser, as shown and described.

**DESCRIPTION**

FIG. 1 is a front side perspective view of a dresser, showing my new design;

FIG. 2 is a front elevational view thereof;

FIG. 3 is a rear elevational view thereof;


FIG. 4 is a left elevational view thereof;

FIG. 5 is a right elevational view thereof;

FIG. 6 is a top plan view thereof; and,

FIG. 7 is a bottom plan view thereof.

**1 Claim, 5 Drawing Sheets**



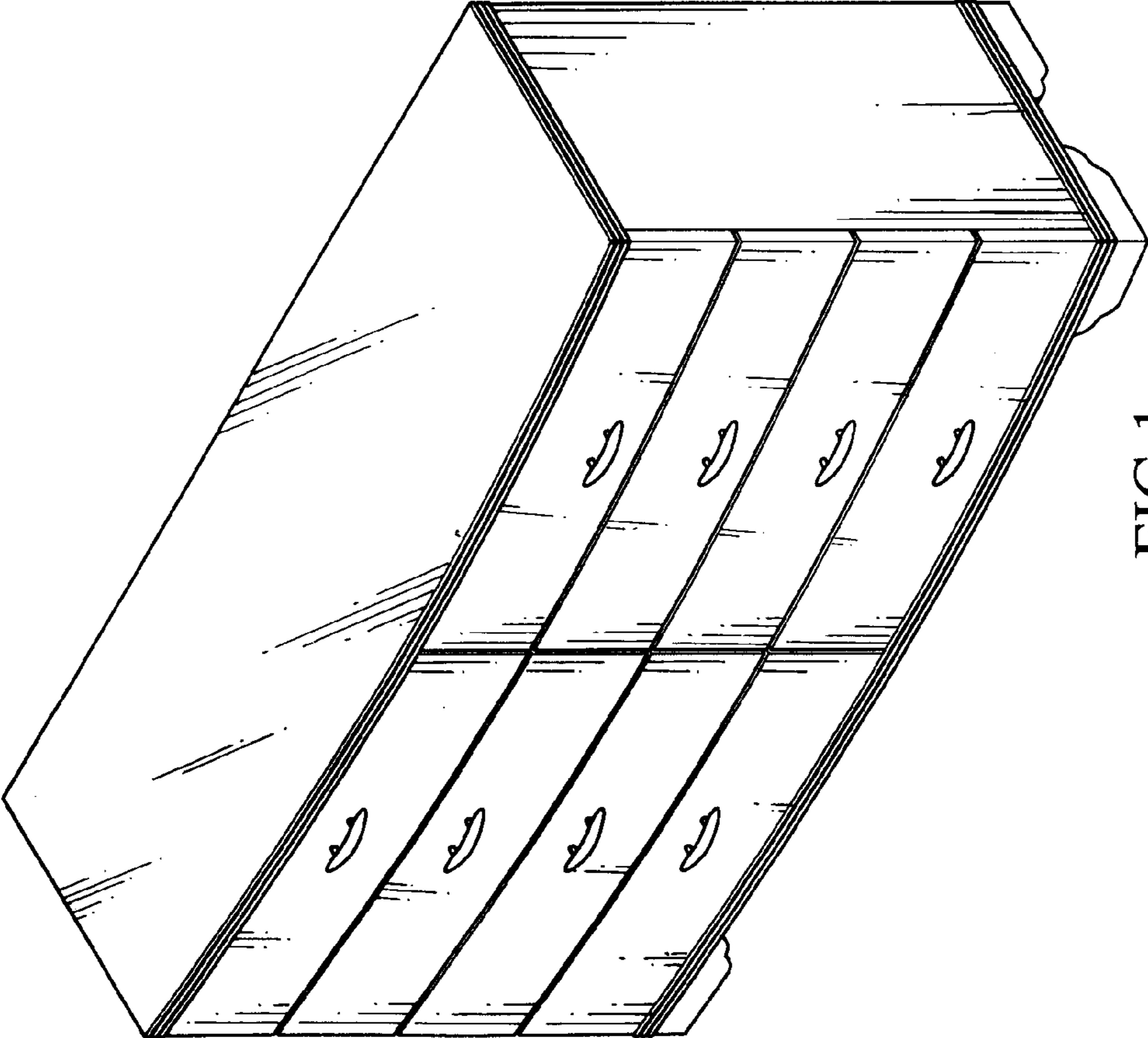


FIG.1

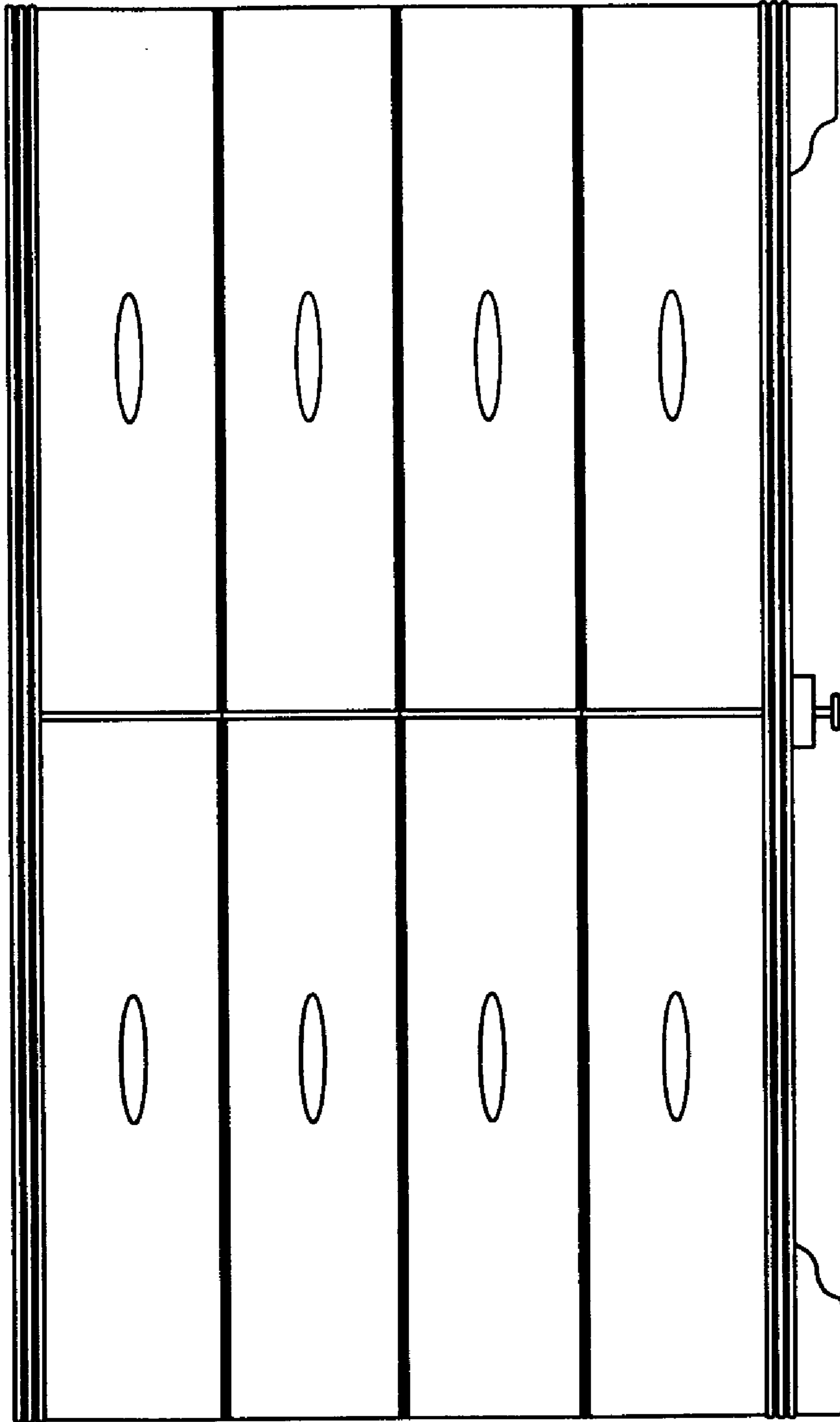


FIG.2




FIG.3

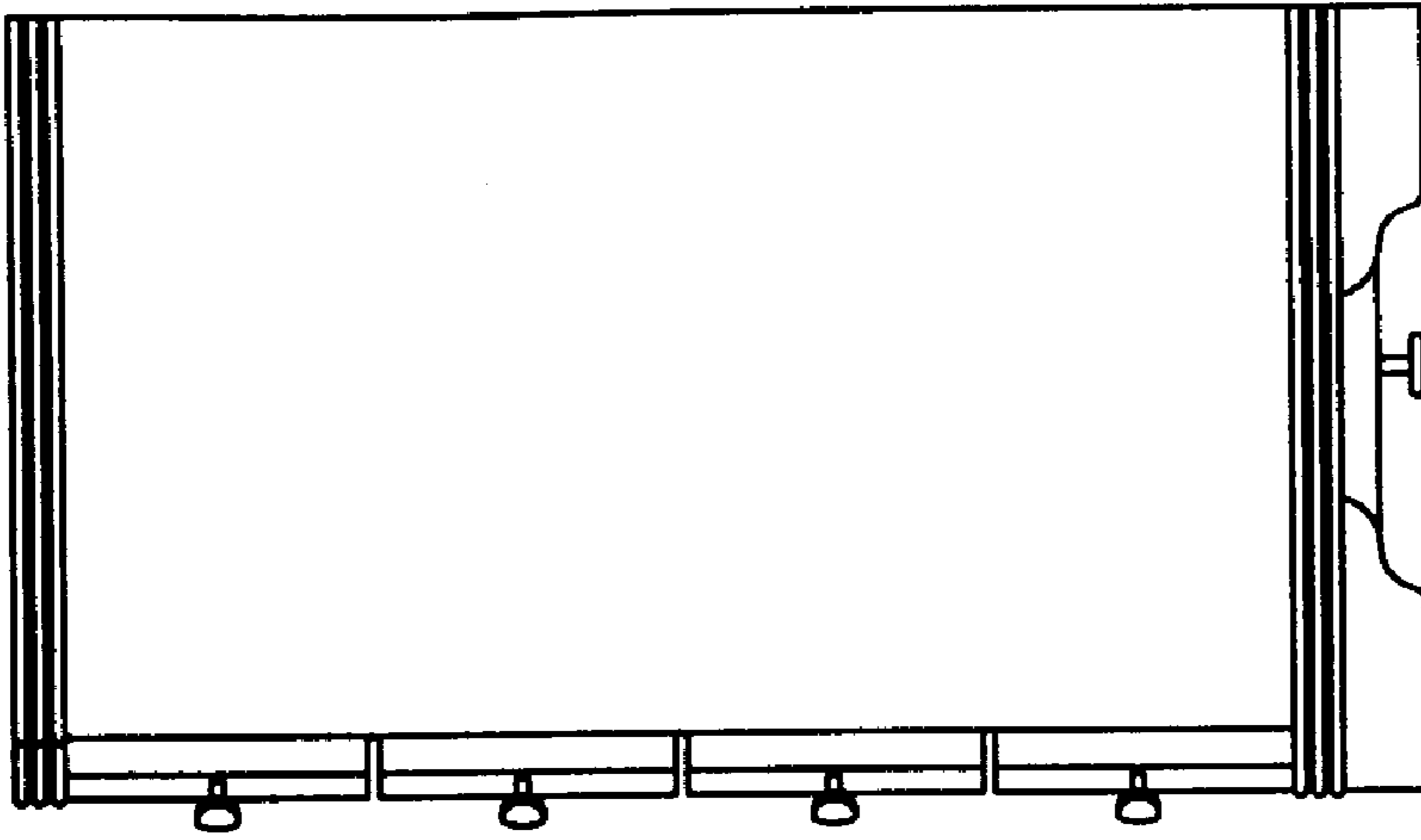


FIG.5

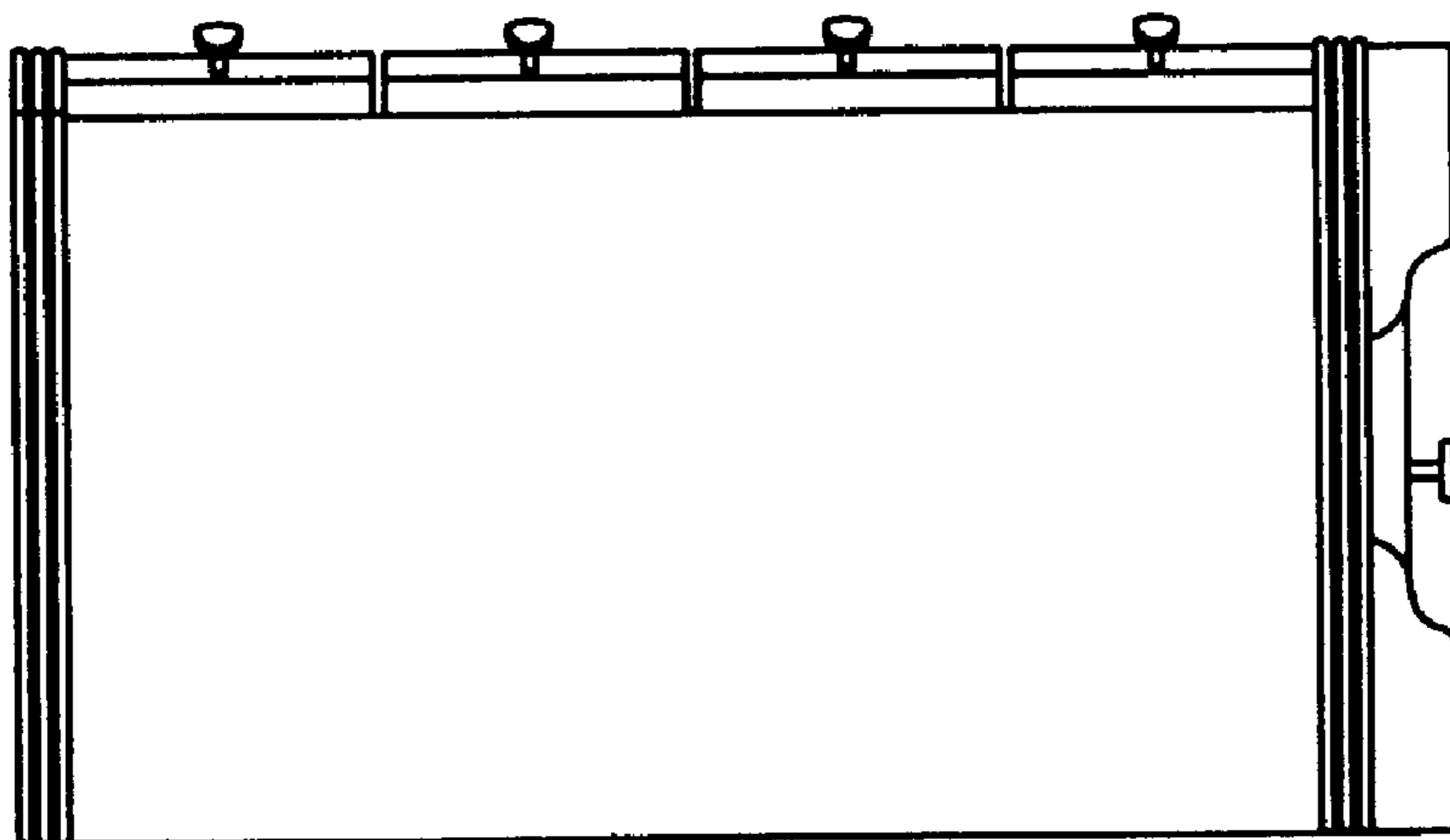


FIG.4




FIG. 6

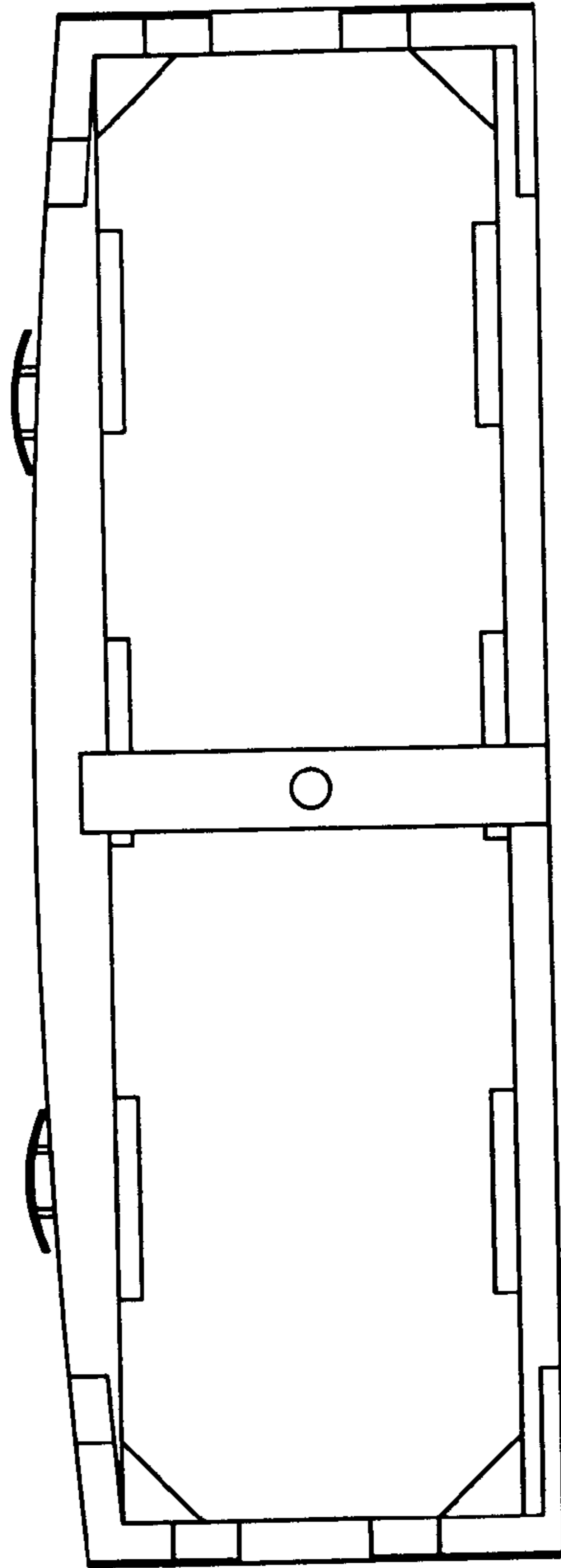


FIG. 7