



US00D518962S

(12) **United States Design Patent**  
**Hay et al.**

(10) **Patent No.:** **US D518,962 S**  
(45) **Date of Patent:** **\*\* Apr. 18, 2006**

(54) **BRUSH**

FOREIGN PATENT DOCUMENTS

(75) Inventors: **Christopher James Mccaughan Hay**,  
Causeway Bay (HK); **Gregory Clegg**  
**Spooner**, Causeway Bay (HK)

EP 903115 A2 \* 3/1999

(73) Assignee: **Hayco Manufacturing Limited**, Hong  
Kong (HK)

OTHER PUBLICATIONS

Home Trends®, Mar. 1996, Double-End Brush—Item No.  
S024, p. 88.\*

(\*\*) Term: **14 Years**

\* cited by examiner

(21) Appl. No.: **29/217,653**

*Primary Examiner*—Alan P. Douglas  
*Assistant Examiner*—Lavone D. Tabor

(22) Filed: **Nov. 22, 2004**

(74) *Attorney, Agent, or Firm*—Renner, Kenner, Greive,  
Bobak, Taylor & Weber

(51) **LOC (8) Cl.** ..... **04-01**

(57) **CLAIM**

(52) **U.S. Cl.** ..... **D4/119; D4/136**

The ornamental design for a brush, as shown and described.

(58) **Field of Classification Search** ..... D4/119,  
D4/120, 135, 136, 138; 15/106, 107, 114,  
15/143.1, 159.1, 160, 166, 186, 187, 191.1,  
15/192, 193, 200; D28/7, 77, 85, 86, 88,  
D28/90

**DESCRIPTION**

See application file for complete search history.

FIG. 1 is a perspective view;  
FIG. 2 is a view from above;  
FIG. 3 is a side view;  
FIG. 4 is a view from below;  
FIG. 5 is a view of the other side;  
FIG. 6 is a rear end view; and,  
FIG. 7 is a front end view.

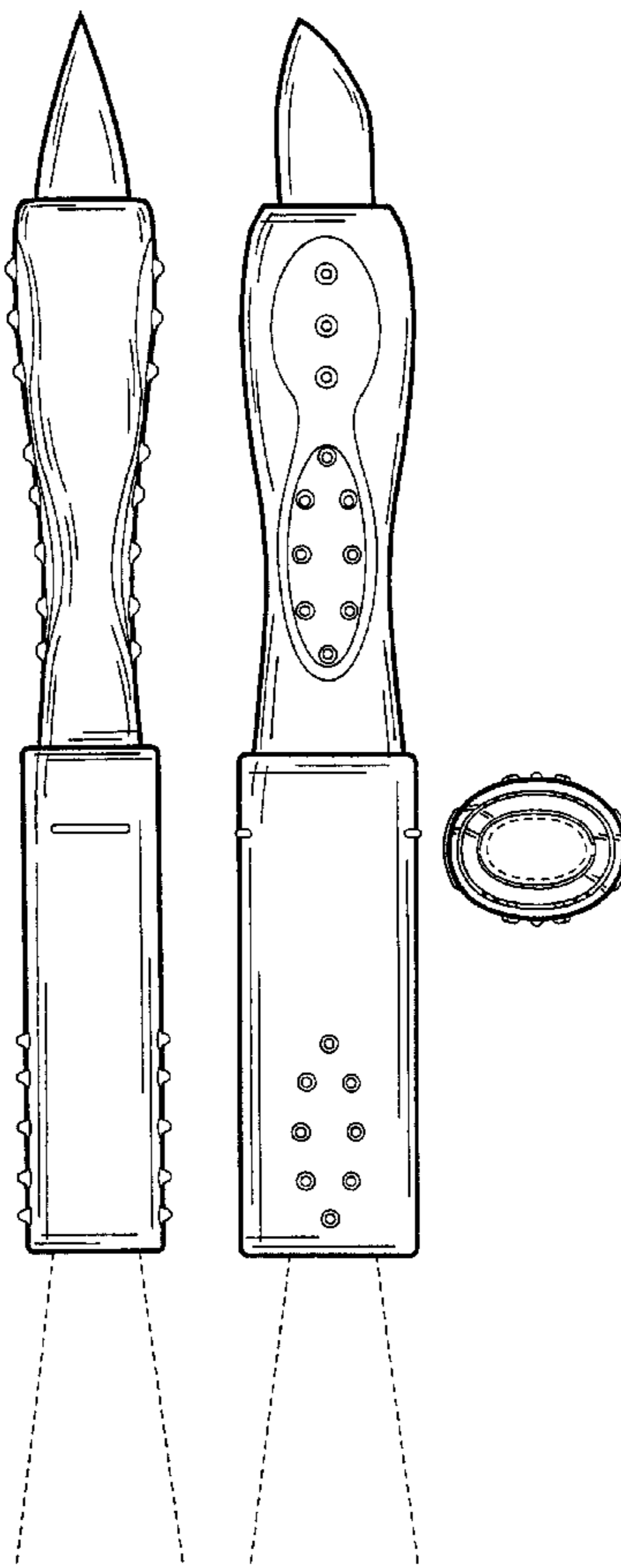
The part of the design shown in phantom lines depicts an  
environment of the design but not form part of the design.

(56) **References Cited**

U.S. PATENT DOCUMENTS

525,337 A \* 9/1894 Cooper ..... 15/106 X  
4,842,132 A \* 6/1989 Wells ..... 15/114 X  
D401,419 S \* 11/1998 Hartmann et al. .... D4/135

**1 Claim, 7 Drawing Sheets**



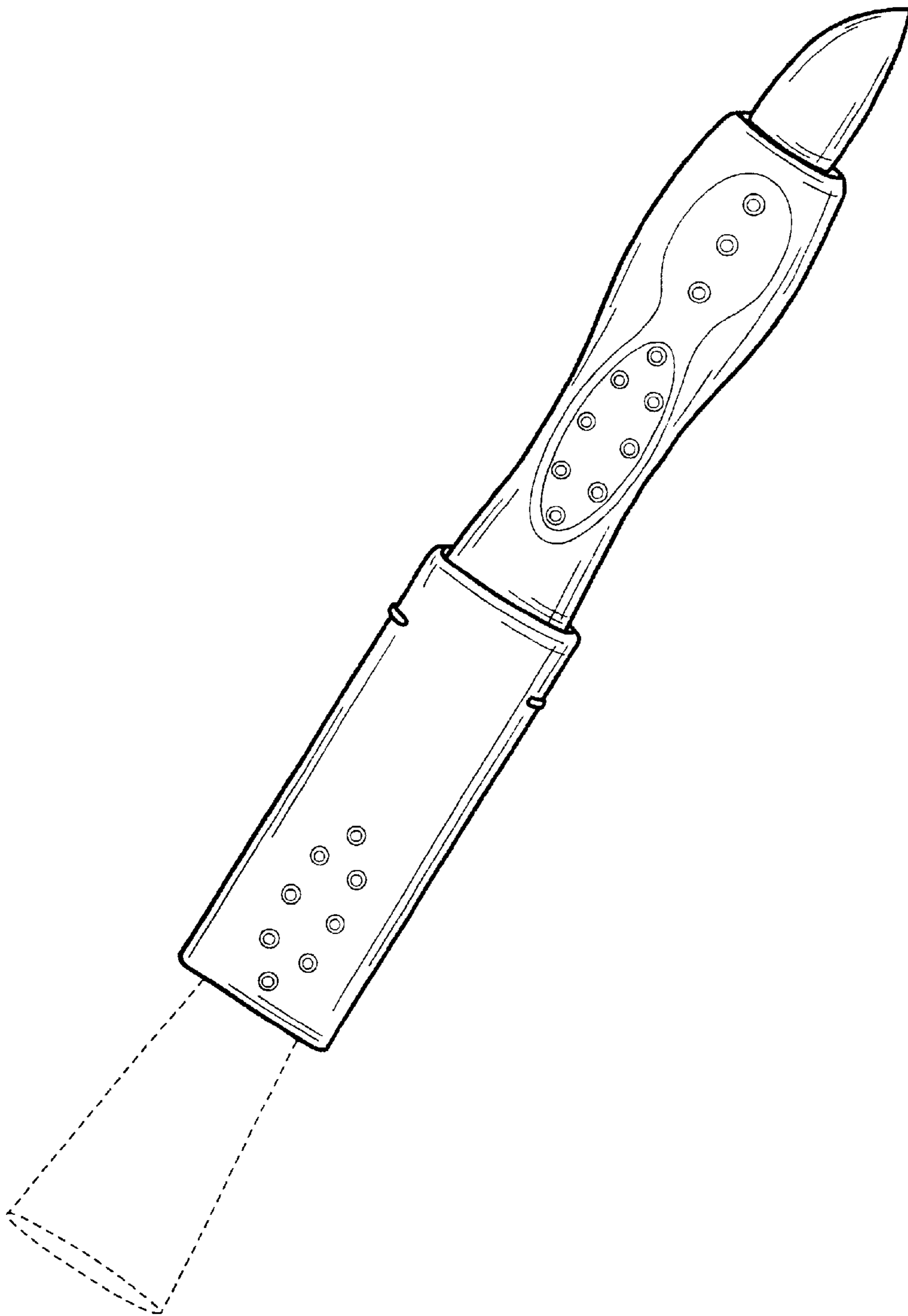


FIG:1

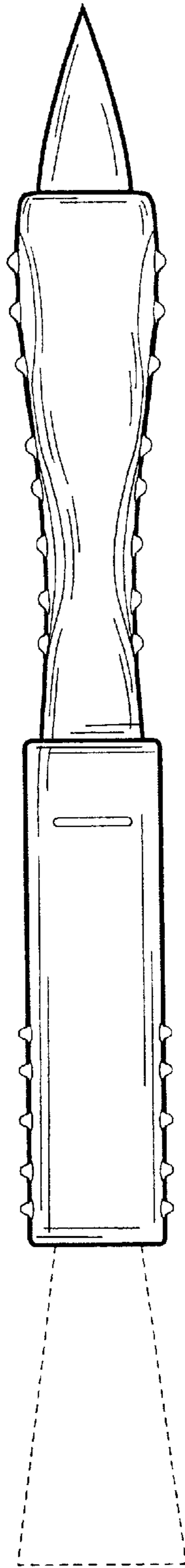


FIG:2

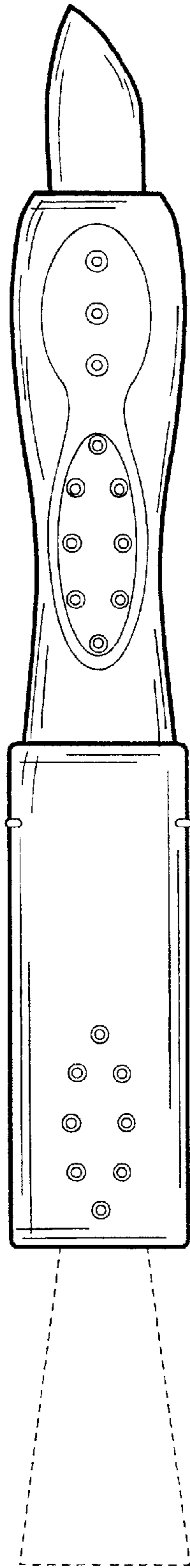


FIG:3

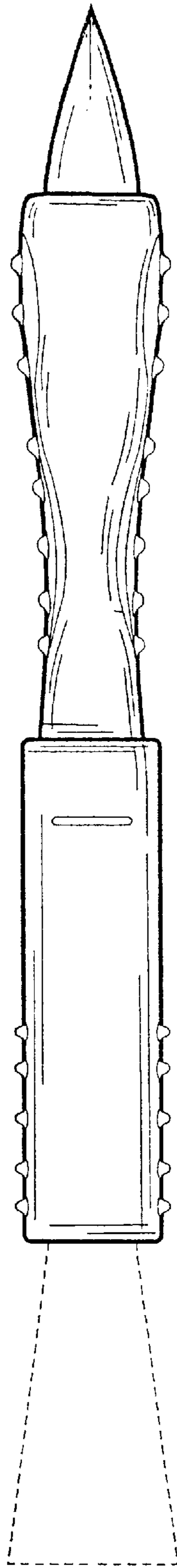


FIG:4




FIG:5

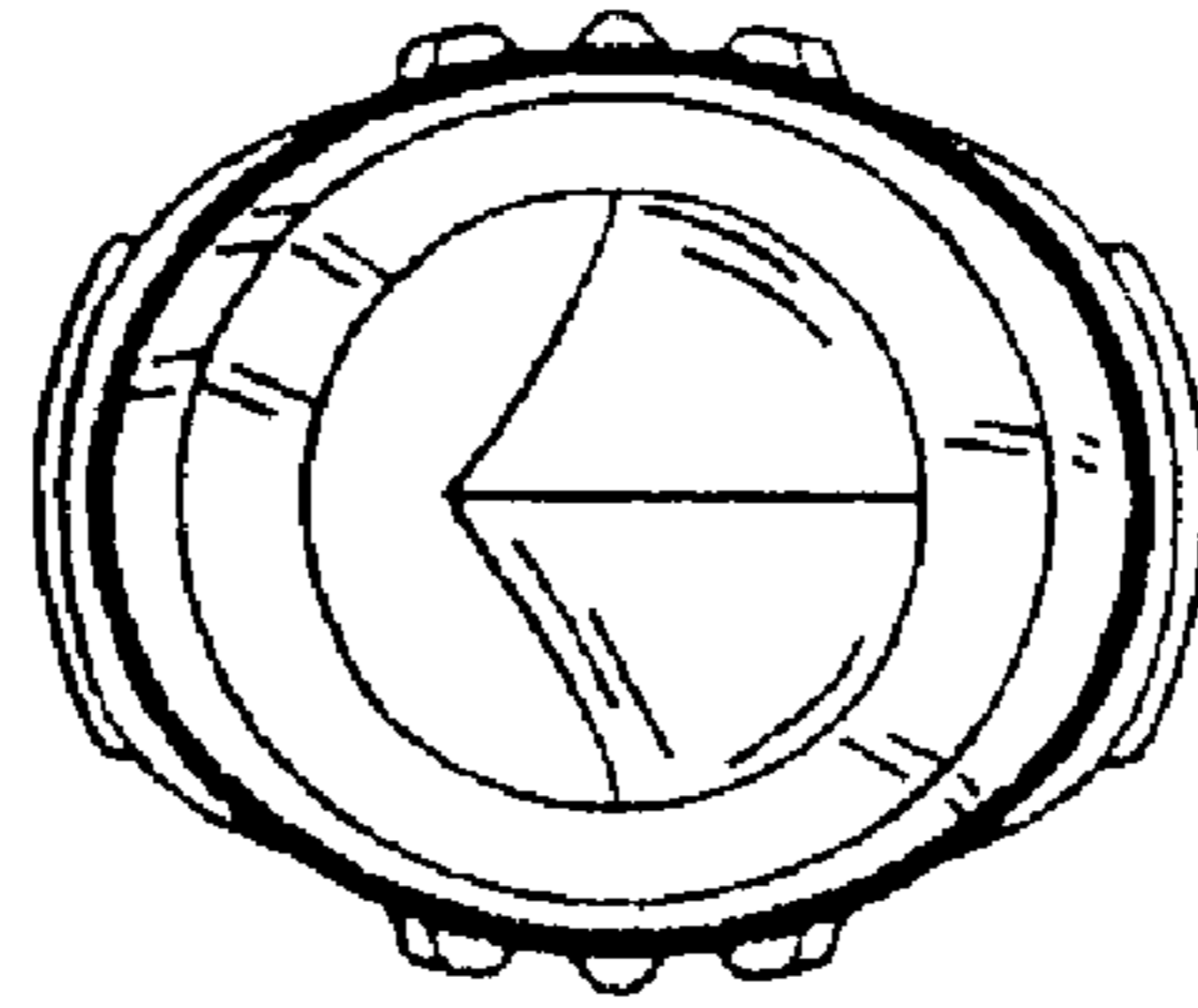


FIG:6

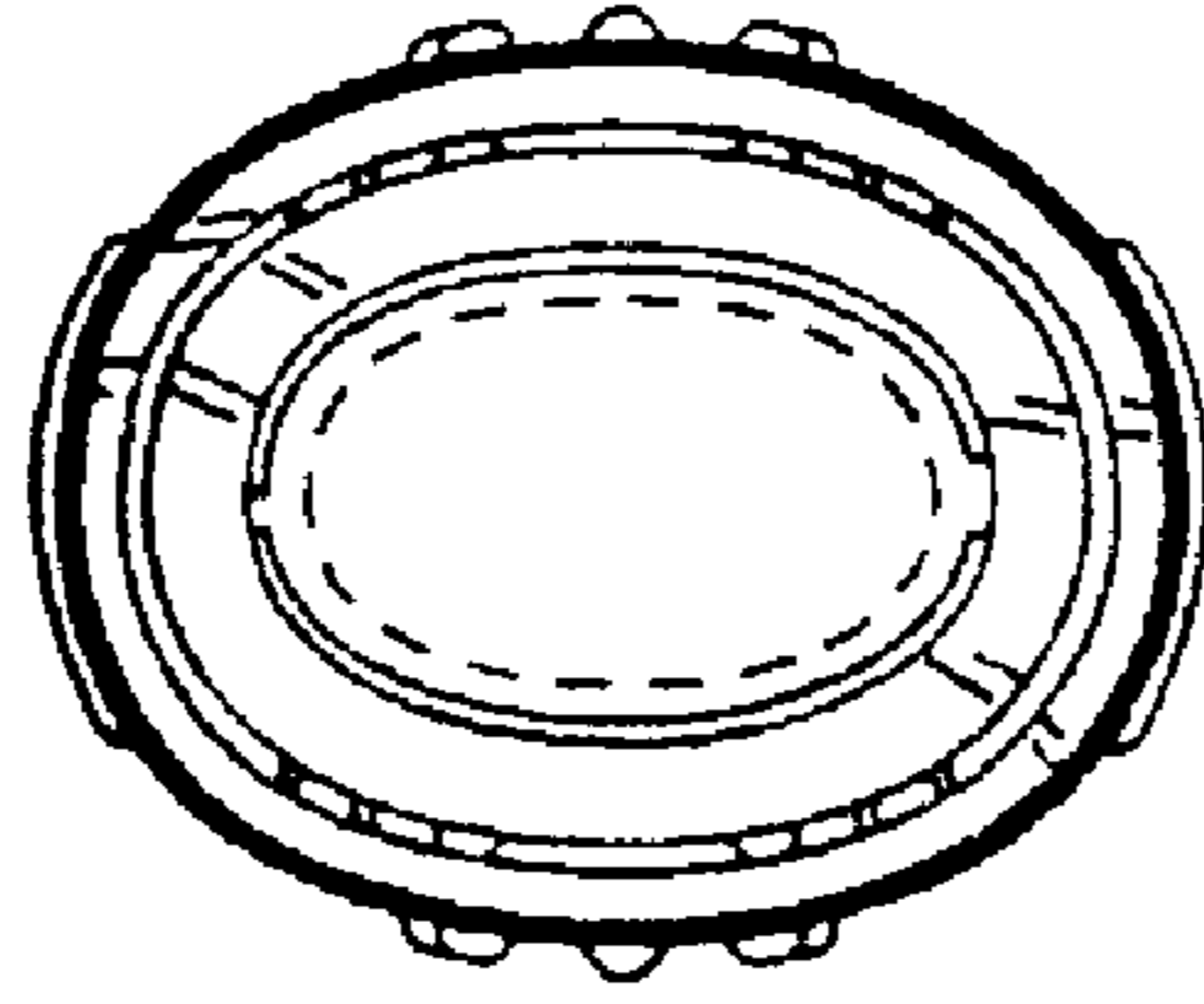


FIG:7