



US00D518956S

(12) **United States Design Patent**
Van Himbeek

(10) **Patent No.:** **US D518,956 S**

(45) **Date of Patent:** **** Apr. 18, 2006**

(54) **LUGGAGE CASE**

(75) Inventor: **Clemens Van Himbeek**, Ronse (BE)

(73) Assignee: **Samsonite Corporation**, Denver, CO
(US)

(**) Term: **14 Years**

(21) Appl. No.: **29/212,174**

(22) Filed: **Aug. 27, 2004**

Related U.S. Application Data

(62) Division of application No. 29/188,059, filed on Aug. 12, 2003, which is a division of application No. 29/164,500, filed on Jul. 24, 2002, now Pat. No. Des. 481,540.

(30) **Foreign Application Priority Data**

Jan. 25, 2002 (FR) 02 0519

(51) **LOC (8) Cl.** **03-01**

(52) **U.S. Cl.** **D3/289**

(58) **Field of Classification Search** D3/273,
D3/276, 289, 301, 283, 285, 287, 288; 190/100,
190/109, 110, 111, 112, 113
See application file for complete search history.

(56) **References Cited**

U.S. PATENT DOCUMENTS

D322,168 S * 12/1991 King D3/285

D358,483 S * 5/1995 Cross et al. D3/276
D417,782 S * 12/1999 Tawil D3/283
D441,533 S * 5/2001 Tawil D3/283
D444,297 S * 7/2001 Starck D3/276
D445,252 S * 7/2001 Klamm D3/289
D459,884 S * 7/2002 King D3/276
D464,197 S * 10/2002 Kegels D3/289

* cited by examiner

Primary Examiner—Philip S. Hyder

(74) *Attorney, Agent, or Firm*—Gregory W. O'Connor

(57) **CLAIM**

The ornamental design for a luggage case, as shown and described.

DESCRIPTION

FIG. 1 is a perspective view showing the luggage case embodying my new design.

FIG. 2 is a front view of the luggage case shown in FIG. 1.

FIG. 3 is a back view thereof.

FIG. 4 is a left side view thereof.

FIG. 5 is a right side view thereof.

FIG. 6 is a top view thereof; and,

FIG. 7 is a bottom view thereof.

1 Claim, 3 Drawing Sheets





FIG. 1




FIG. 2



FIG. 3

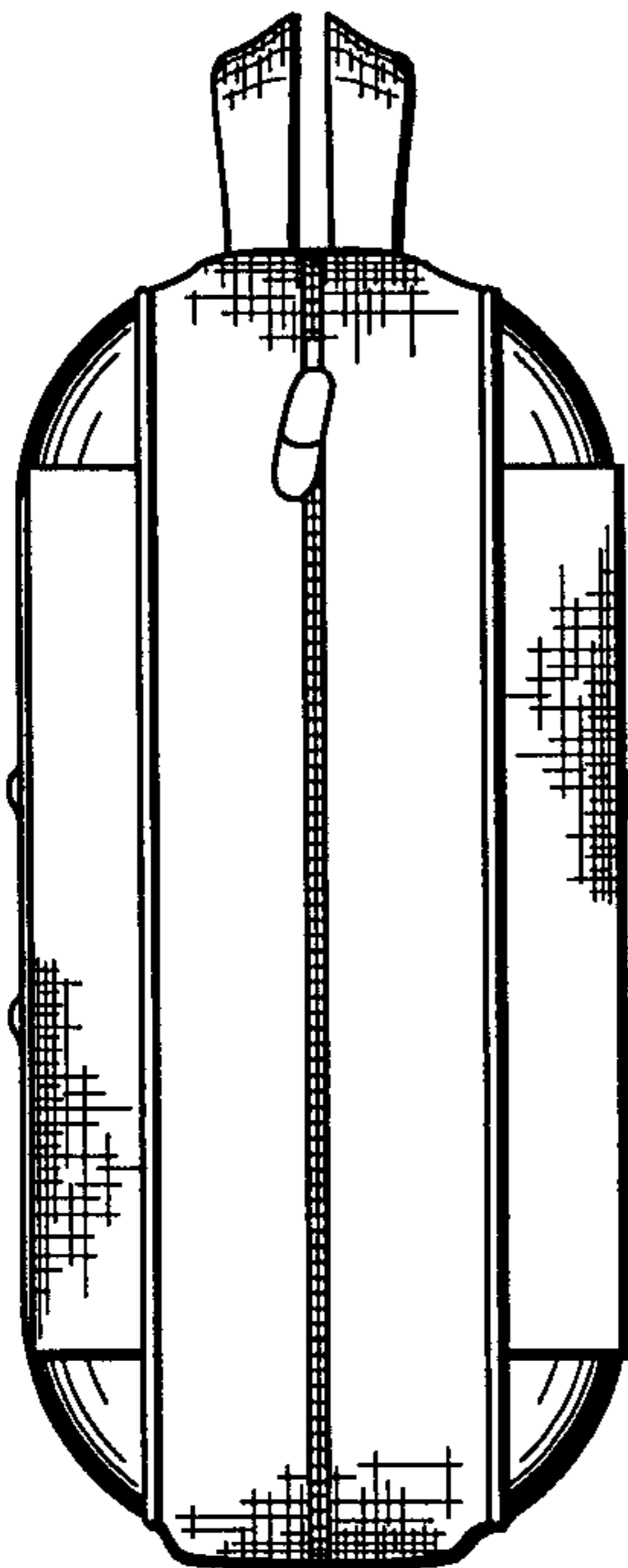


FIG. 4

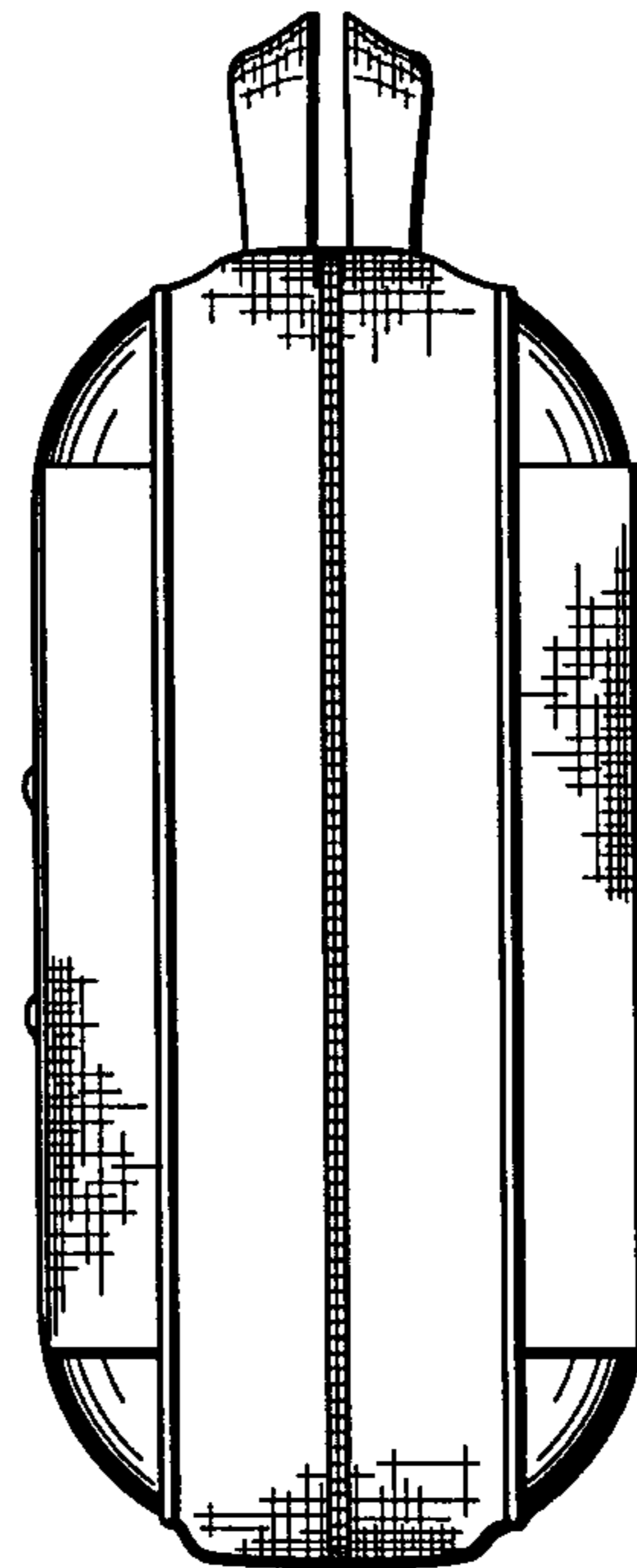


FIG. 5

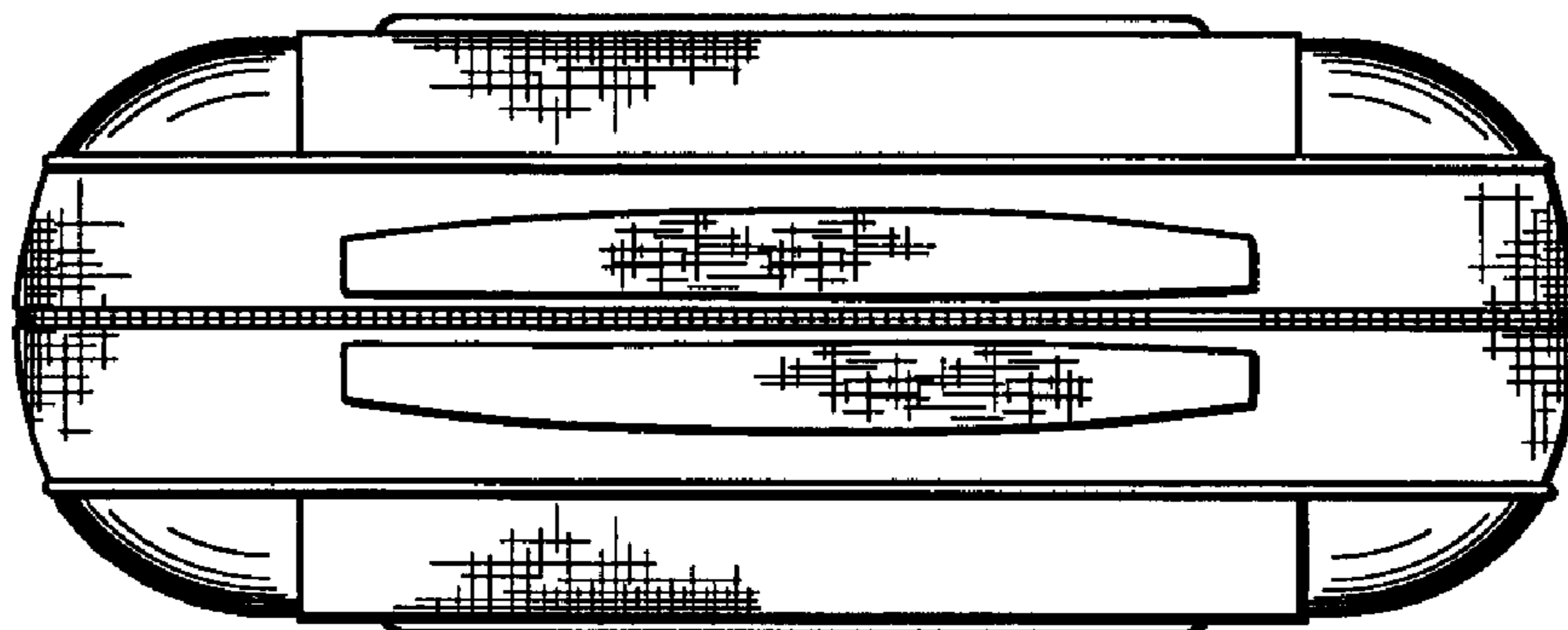


FIG. 6

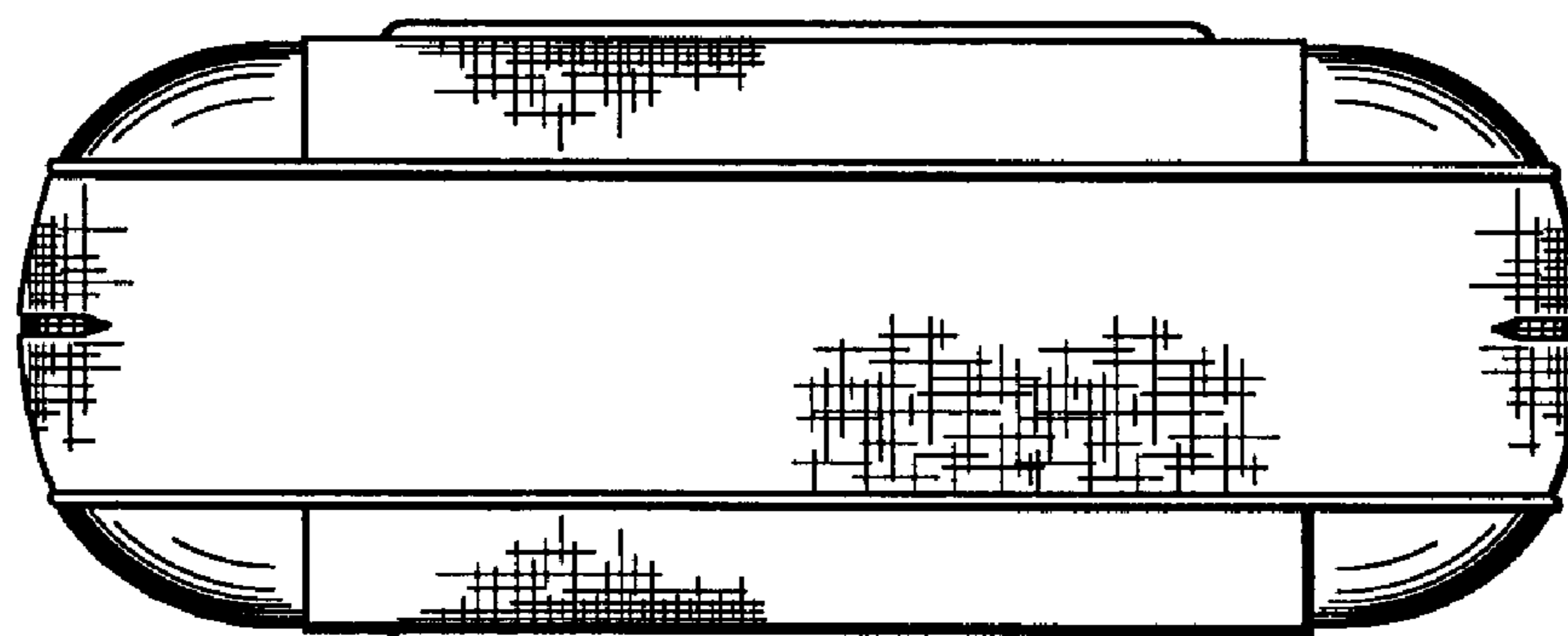


FIG. 7