



US00D518950S

(12) **United States Design Patent**
Condiff

(10) **Patent No.:** **US D518,950 S**

(45) **Date of Patent:** **** Apr. 18, 2006**

(54) **COMMUNICATION DEVICE HOLDER**

(76) Inventor: **Todd Condiff**, 5806 Meadowcrest La.,
Sachse, TX (US) 75048-3522

(**) Term: **14 Years**

(21) Appl. No.: **29/194,312**

(22) Filed: **Nov. 21, 2003**

Related U.S. Application Data

(62) Division of application No. 09/978,939, filed on Oct. 18,
2001, now abandoned.

(51) **LOC (8) Cl.** **03-01**

(52) **U.S. Cl.** **D3/218**

(58) **Field of Classification Search** D3/218,
D3/215, 228, 207-212; 224/269, 901.4, 930,
224/624, 250, 682

See application file for complete search history.

(56) **References Cited**

U.S. PATENT DOCUMENTS

5,535,928 A * 7/1996 Herring 224/250
D467,069 S * 12/2002 TenHoeve D3/218

D474,594 S * 5/2003 Casparian D3/218
D477,709 S * 7/2003 Natividad D3/218
D490,237 S * 5/2004 Hardge D3/218
2004/0079776 A1 * 4/2004 Bauer 224/269

* cited by examiner

Primary Examiner—Catherine R. Oliver

(74) *Attorney, Agent, or Firm*—T. Dean Simmons

(57) **CLAIM**

The ornamental design for the communication device holder, as shown and described.

DESCRIPTION

The nature of the article in which the design is embodied is an electronic device holder, such as a holder for a cell phone or a handheld electronic game.

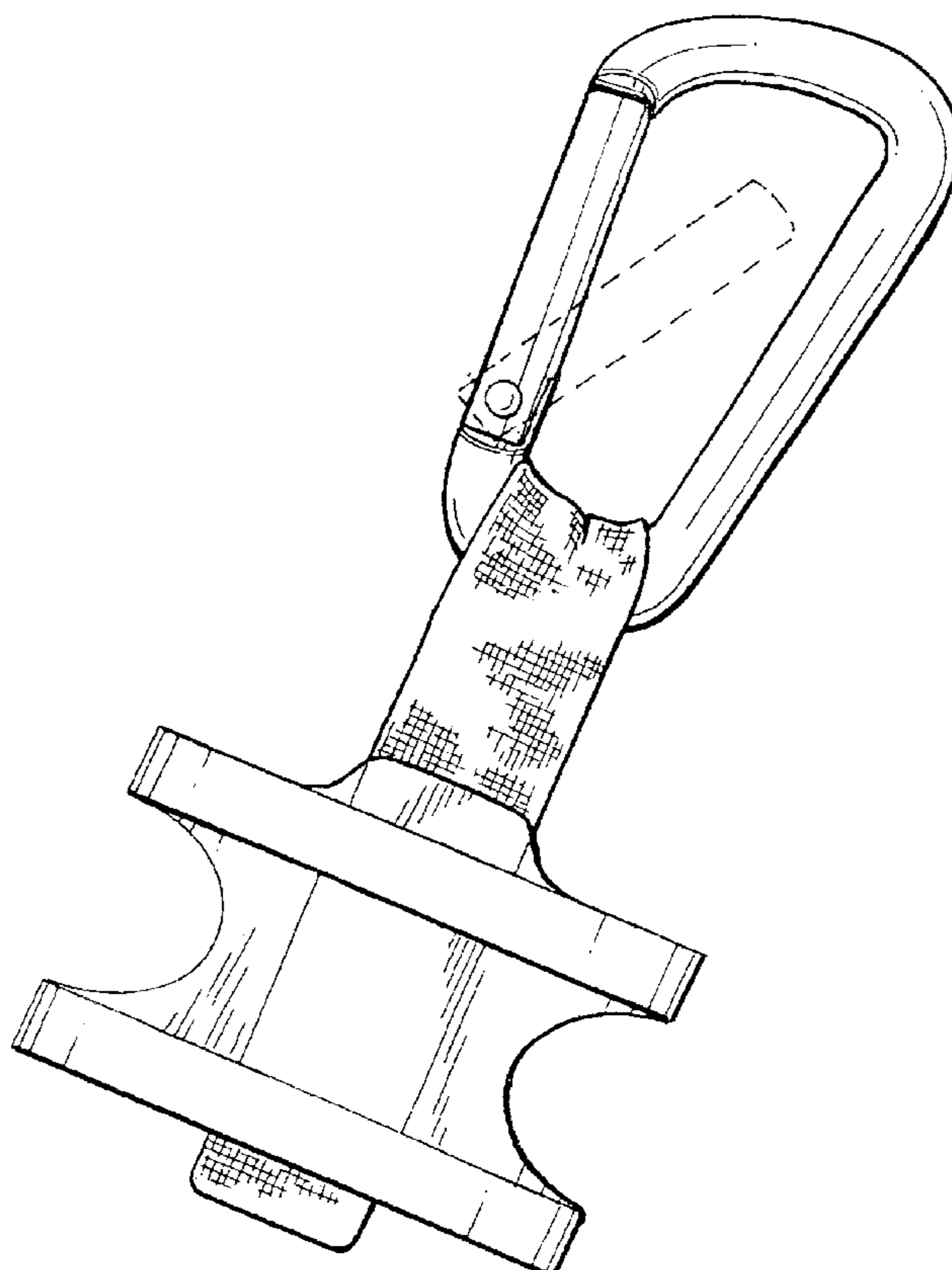
FIG. 1 is a front view of the device holder.

FIG. 2 is a rear view of the device holder; and,

FIG. 3 is a front view of the device holder coupled to a cellular phone.

The broken line showing of environment in the drawings is for illustrative purposes only and forms no part of the claimed design.

1 Claim, 2 Drawing Sheets



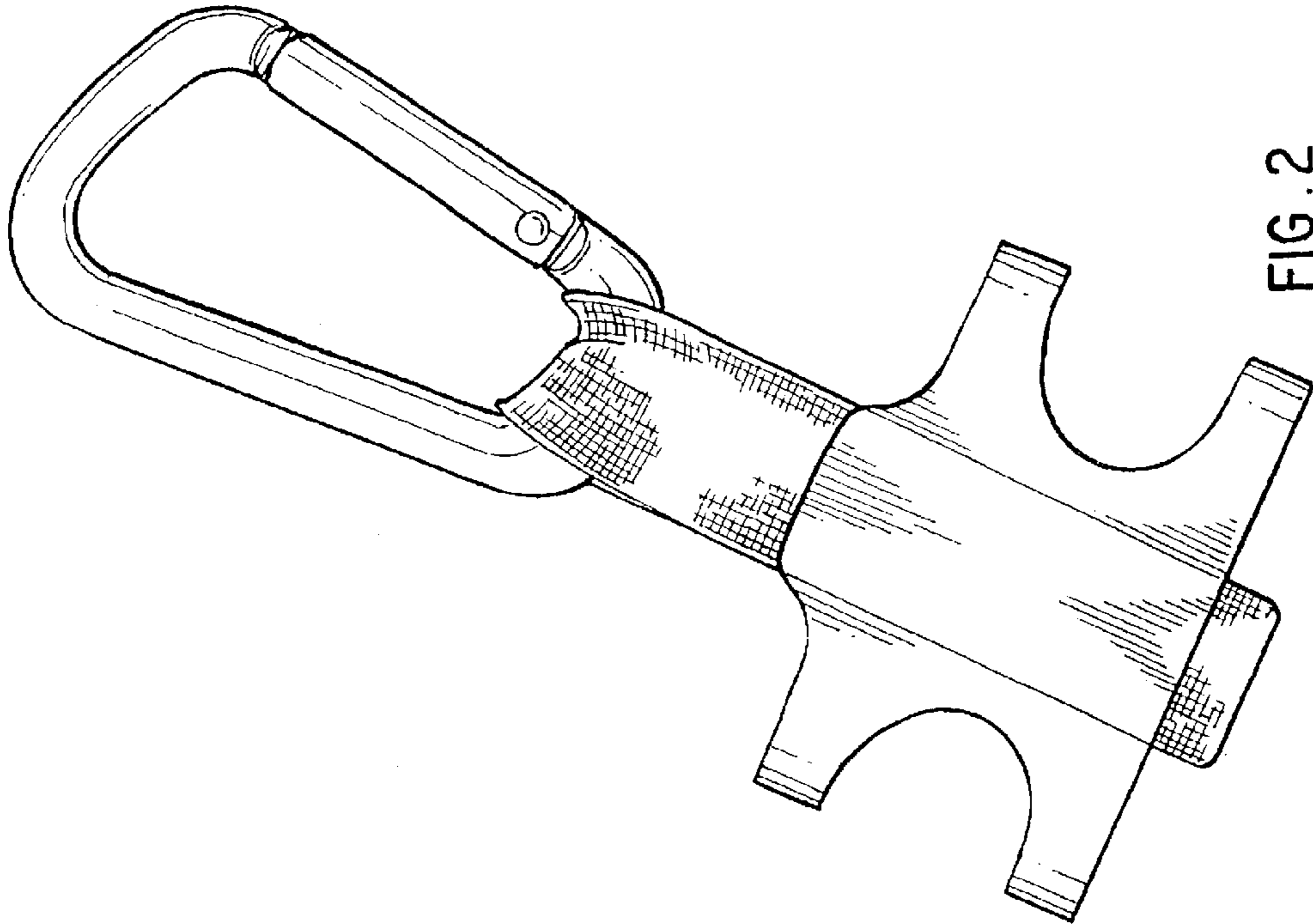


FIG. 2

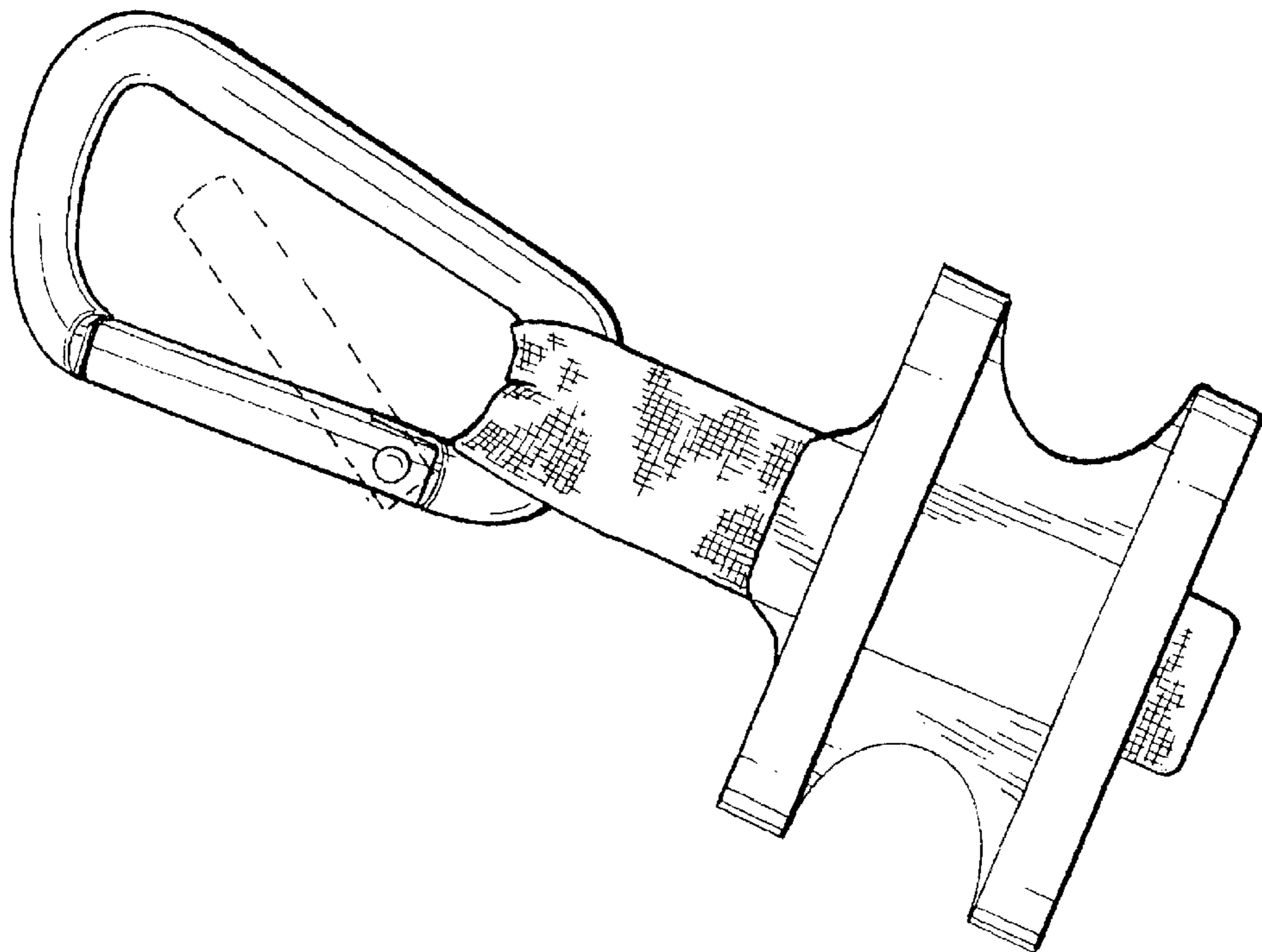


FIG. 1

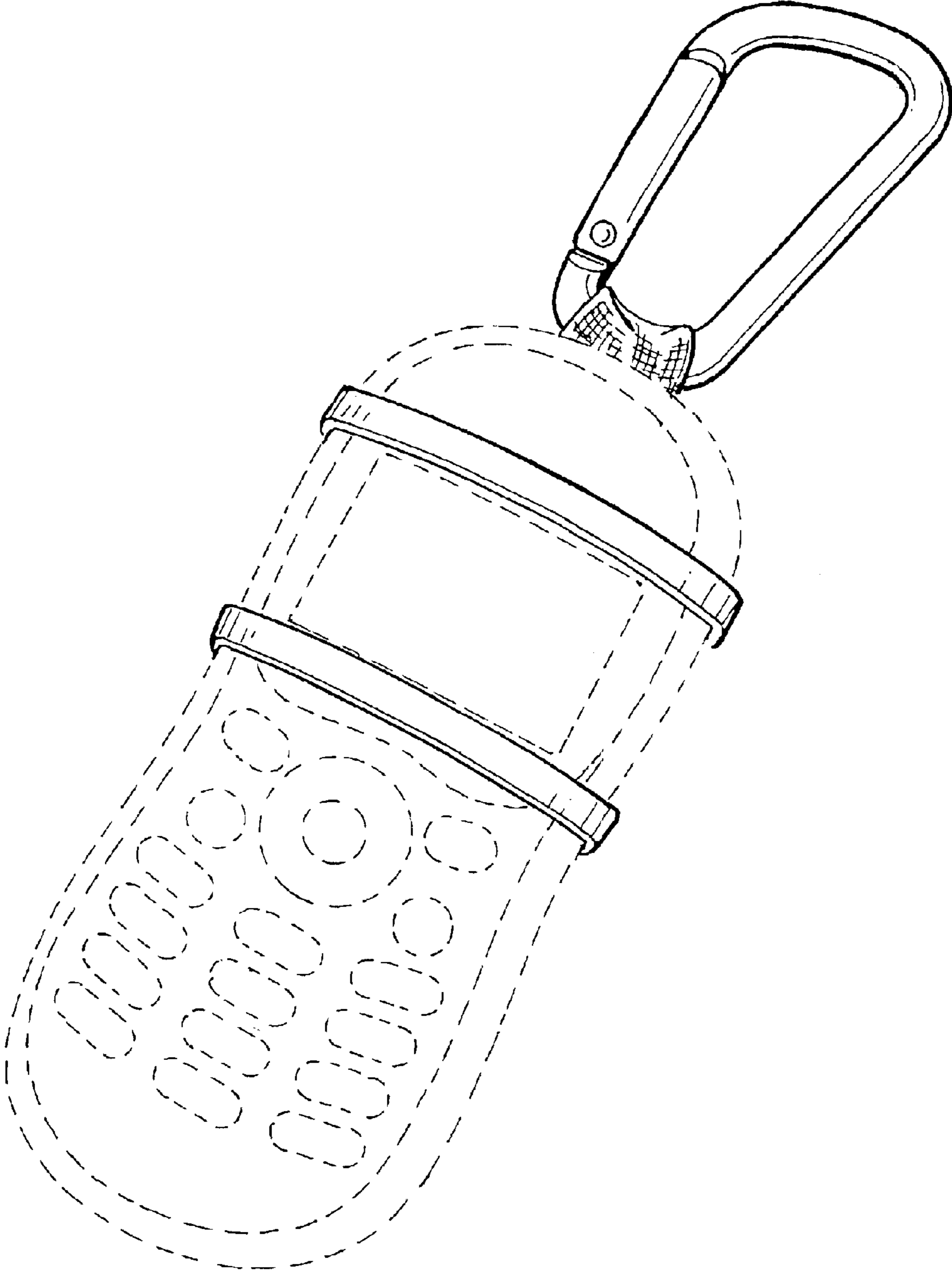


FIG. 3