



US00D518945S

(12) **United States Design Patent**
Vasyli

(10) **Patent No.:** **US D518,945 S**
(45) **Date of Patent:** **** Apr. 18, 2006**

(54) **ORTHOTIC FOR A SHOE**

(76) Inventor: **Phillip J. Vasyli**, P.O. Box N7776,
Nassau, N.P. (BS)

(**) Term: **14 Years**

(21) Appl. No.: **29/201,016**

(22) Filed: **Mar. 9, 2004**

(30) **Foreign Application Priority Data**

Sep. 18, 2003 (GB) 3014468

(51) **LOC (8) Cl.** **02-99**

(52) **U.S. Cl.** **D2/961**

(58) **Field of Classification Search** D2/961;
36/141, 43, 44, 71, 145, 149, 154
See application file for complete search history.

(56) **References Cited**

U.S. PATENT DOCUMENTS

6,481,120 B1 * 11/2002 Xia et al. 36/44

D489,521 S * 5/2004 Bacon D2/961

* cited by examiner

Primary Examiner—Dominic Simone

(74) *Attorney, Agent, or Firm*—Holland & Knight LLP

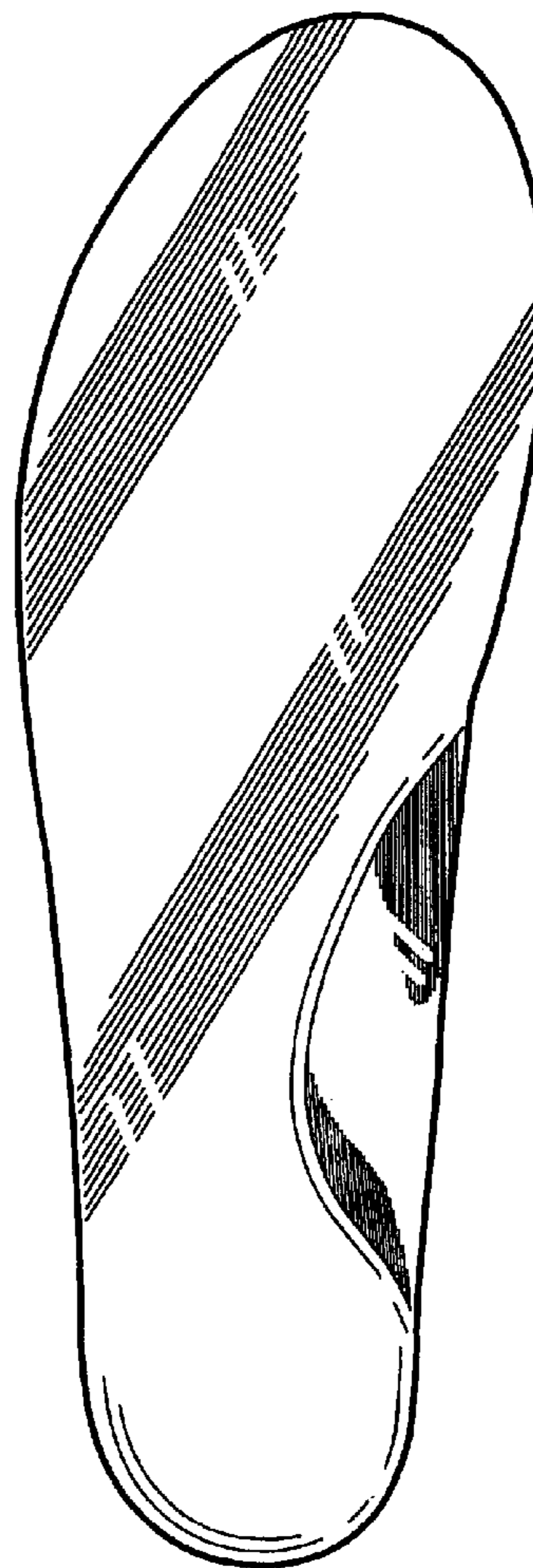
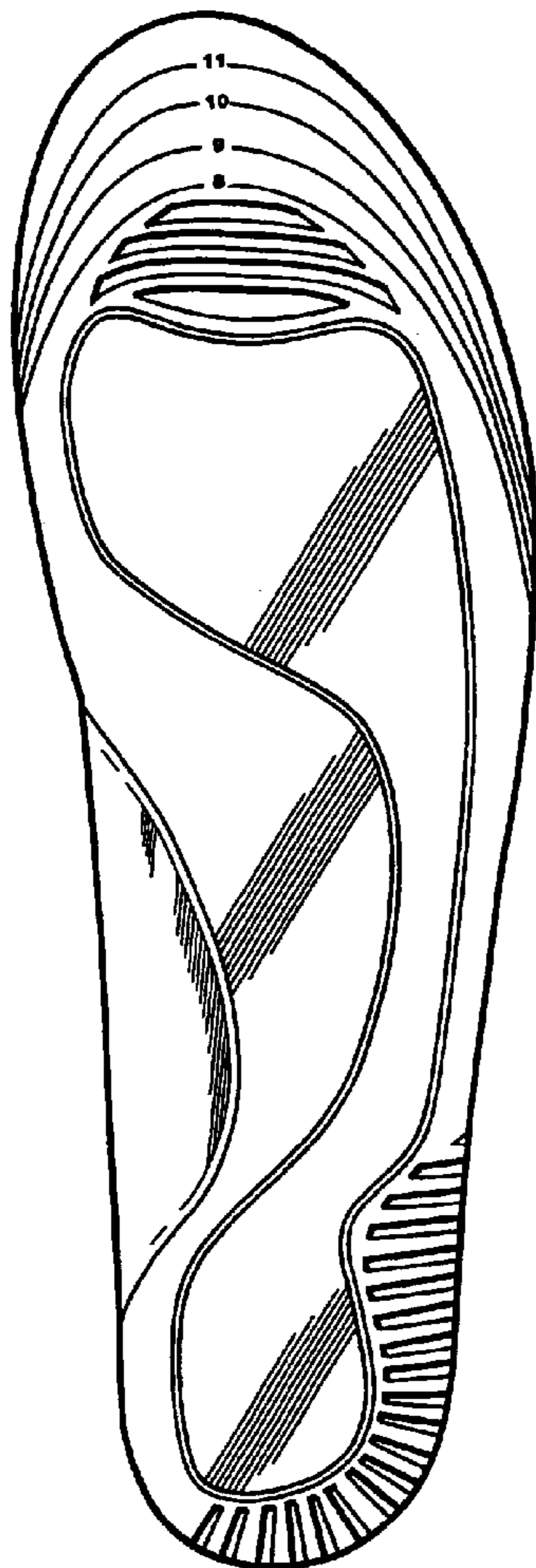
(57) **CLAIM**

The ornamental design of an orthotic for a shoe, as shown and described.

DESCRIPTION

FIG. 1 is a top, plan view of my ornamental design for an orthotic as used for shoes;
FIG. 2 is a bottom, plant view thereof;
FIG. 3 is a front view thereof;
FIG. 4 is a rear view thereof;
FIG. 5 is a view of one side of the orthotic;
FIG. 6 is a view of the opposite side of the orthotic from that shown in FIG. 5; and,
FIG. 7 is a perspective view of the orthotic.

1 Claim, 3 Drawing Sheets



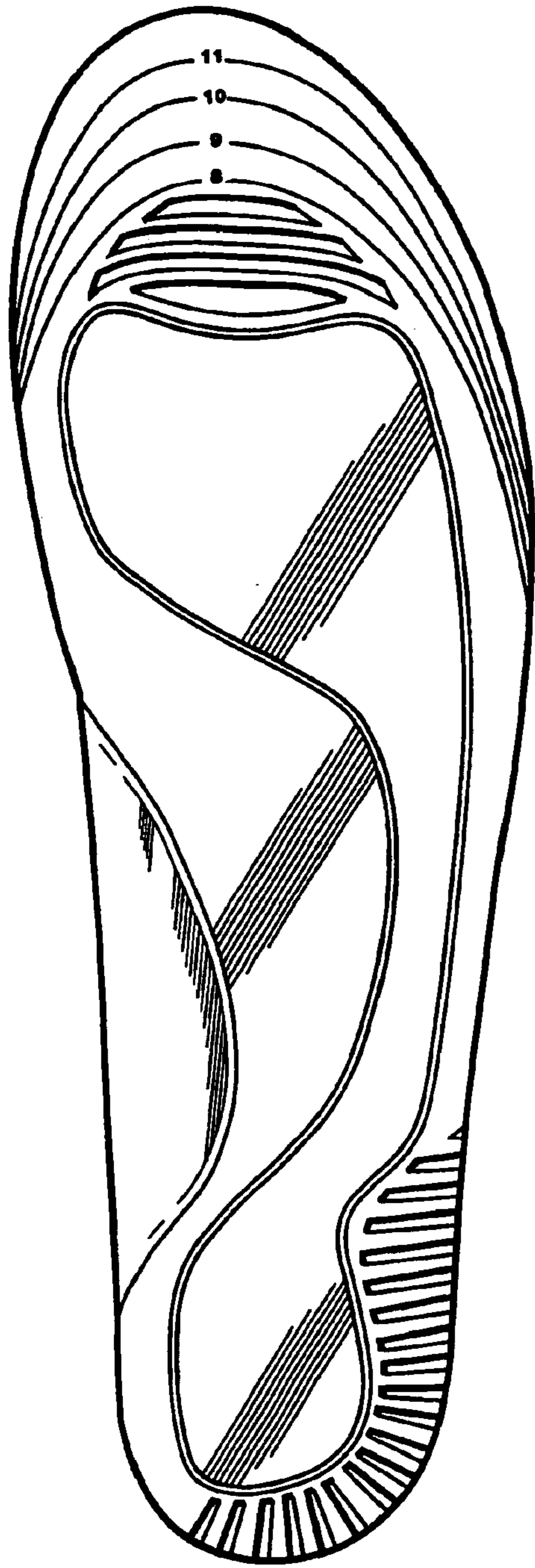


FIG. 1




FIG. 2

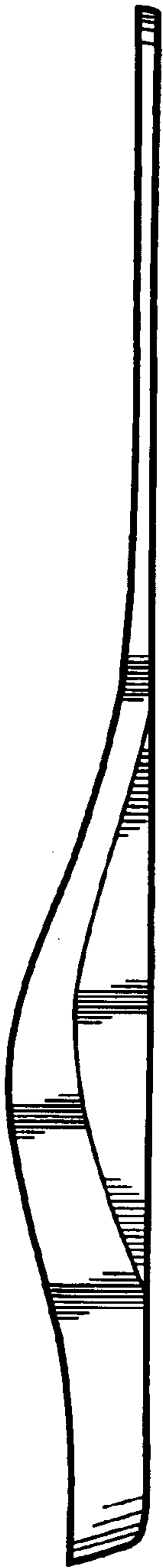


FIG. 5

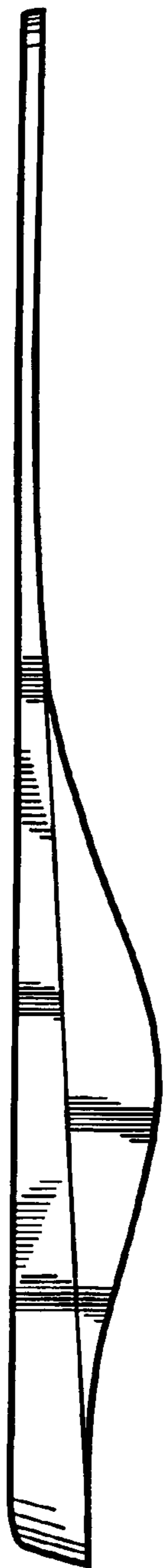


FIG. 6




FIG. 3




FIG. 4

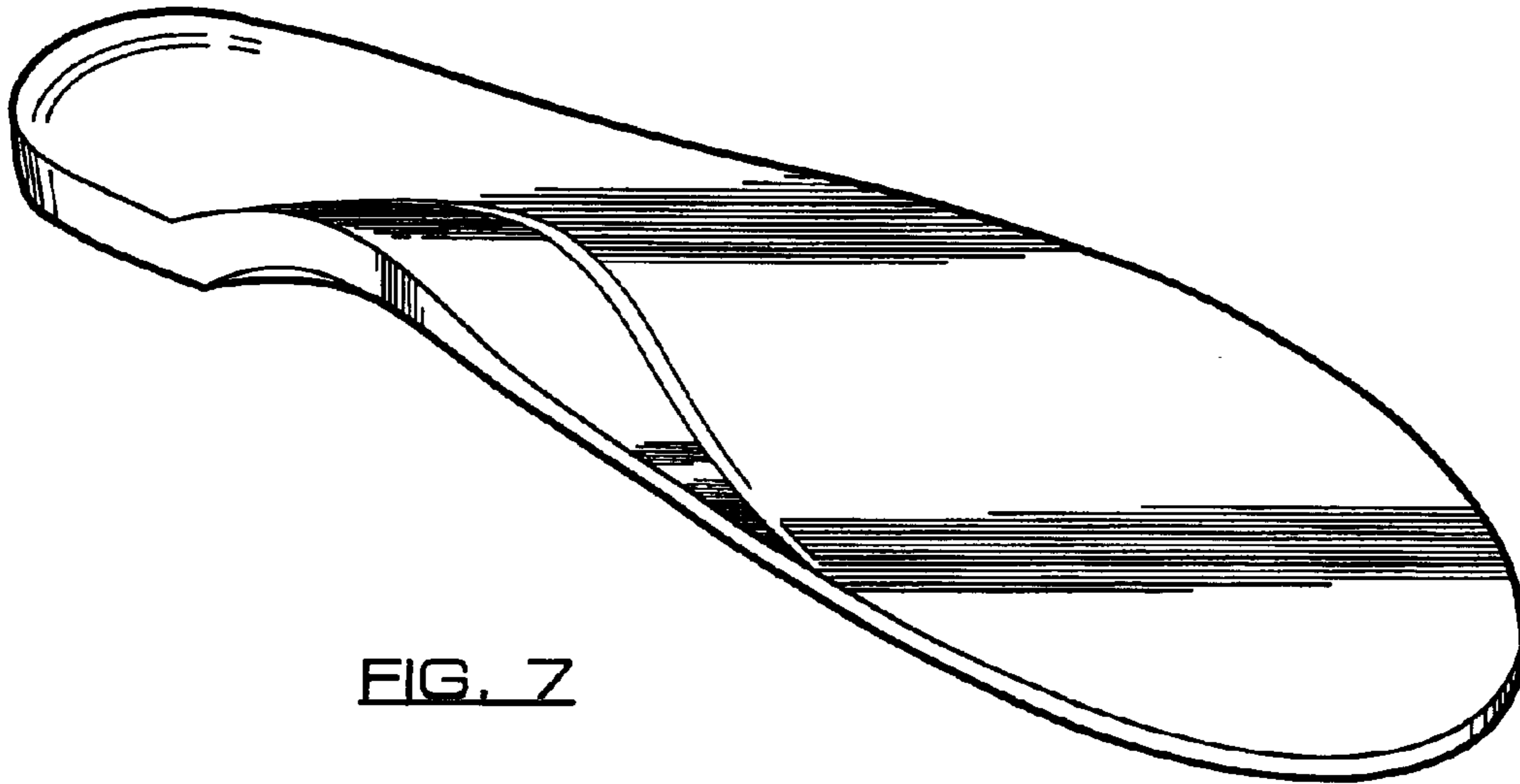


FIG. 7