



US00D518934S

(12) **United States Design Patent**
Williams

(10) **Patent No.:** **US D518,934 S**
(45) **Date of Patent:** **** Apr. 11, 2006**

- (54) **SURFACE SQUEEGEE**
- (76) Inventor: **Robert D. Williams**, 7530 S. Mt. Owen, Littleton, CO (US) 80127
- (**) Term: **14 Years**
- (21) Appl. No.: **29/233,629**
- (22) Filed: **Jul. 7, 2005**

4,536,910 A	8/1985	Clark	
D291,839 S	9/1987	Phillips	
D307,862 S	5/1990	Masotta	
5,092,050 A	3/1992	Bardeem	
5,125,130 A *	6/1992	Stanish	16/430
D332,160 S	12/1992	Kuzma	
D381,149 S	7/1997	Mayo	
D395,104 S	6/1998	Huang	
5,920,946 A	7/1999	McCarten	
5,996,231 A	12/1999	Roche et al.	
D453,248 S	1/2002	Wachler et al.	
6,530,098 B1	3/2003	Gringer et al.	

Related U.S. Application Data

- (62) Division of application No. 29/218,889, filed on Dec. 7, 2004, which is a division of application No. 29/183,660, filed on Jun. 14, 2003, now Pat. No. Des. 502,580.
- (51) **LOC (8) Cl.** **04-01**
- (52) **U.S. Cl.** **D32/41; D32/49**
- (58) **Field of Classification Search** D32/40, D32/41, 46, 49; D8/14, 45, 76, 80, 107; 15/143.1, 15/236.01, 236.02, 245, 245.1; 16/110.1, 16/430, 431; 30/169, 171
See application file for complete search history.

* cited by examiner

Primary Examiner—Alan P. Douglas
Assistant Examiner—Lavone D. Tabor
(74) *Attorney, Agent, or Firm*—James K. Poole, Esq.

(57) **CLAIM**

The ornamental design for a surface squeegee, as shown.

DESCRIPTION

FIG. 1 is a perspective view of a surface squeegee showing my new design;
FIG. 2 is a left side elevation view of FIG. 1, the right side being a mirror image;
FIG. 3 is a bottom plan view of FIG. 1;
FIG. 4 is a top plan view of FIG. 1;
FIG. 5 is a front elevation view of FIG. 1; and,
FIG. 6 is a rear elevation view of FIG. 1.

1 Claim, 2 Drawing Sheets

- (56) **References Cited**
U.S. PATENT DOCUMENTS
D32,484 S 4/1900 Bowles
D34,272 S 3/1901 Hoffman
1,541,088 A 6/1925 Whitenack
D221,244 S 7/1971 Lawrence
D233,586 S 11/1974 Kopp

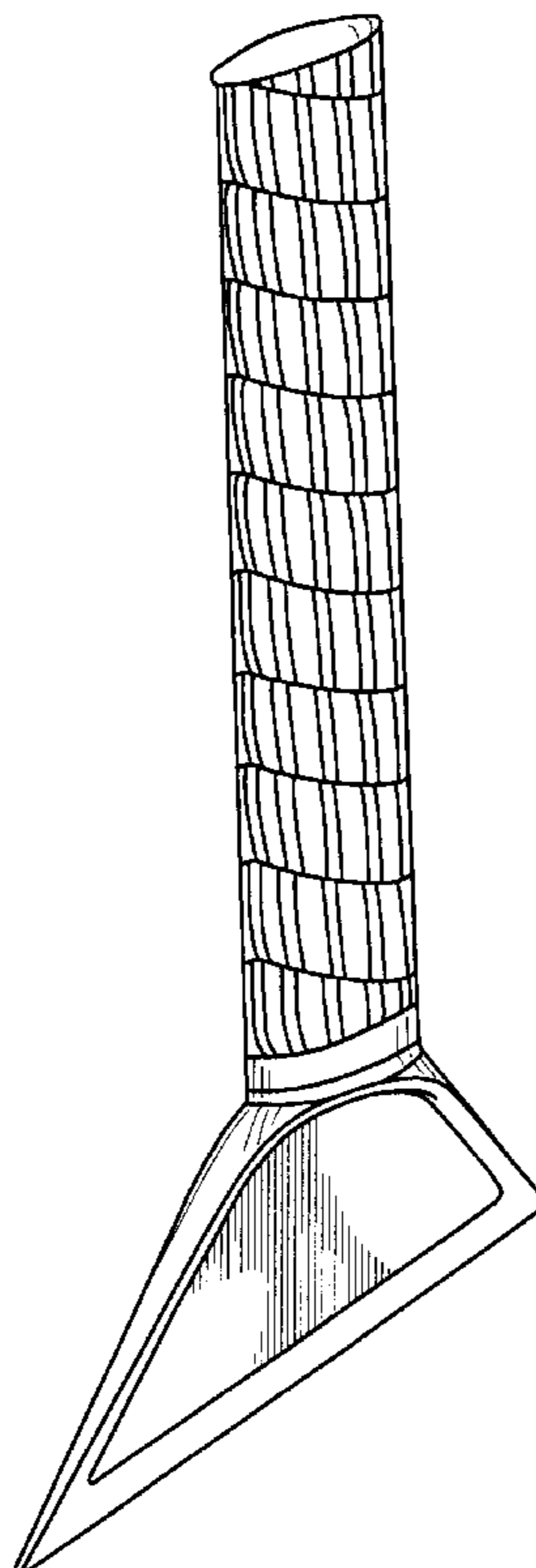


FIG. 1

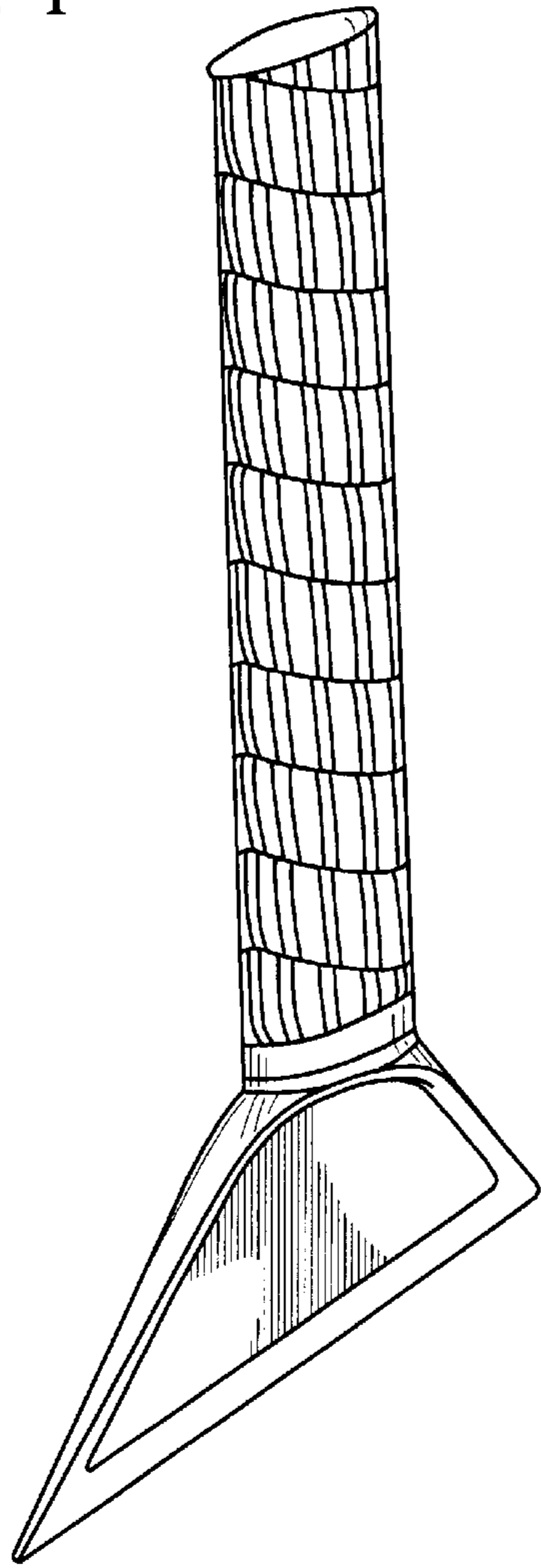


FIG. 2

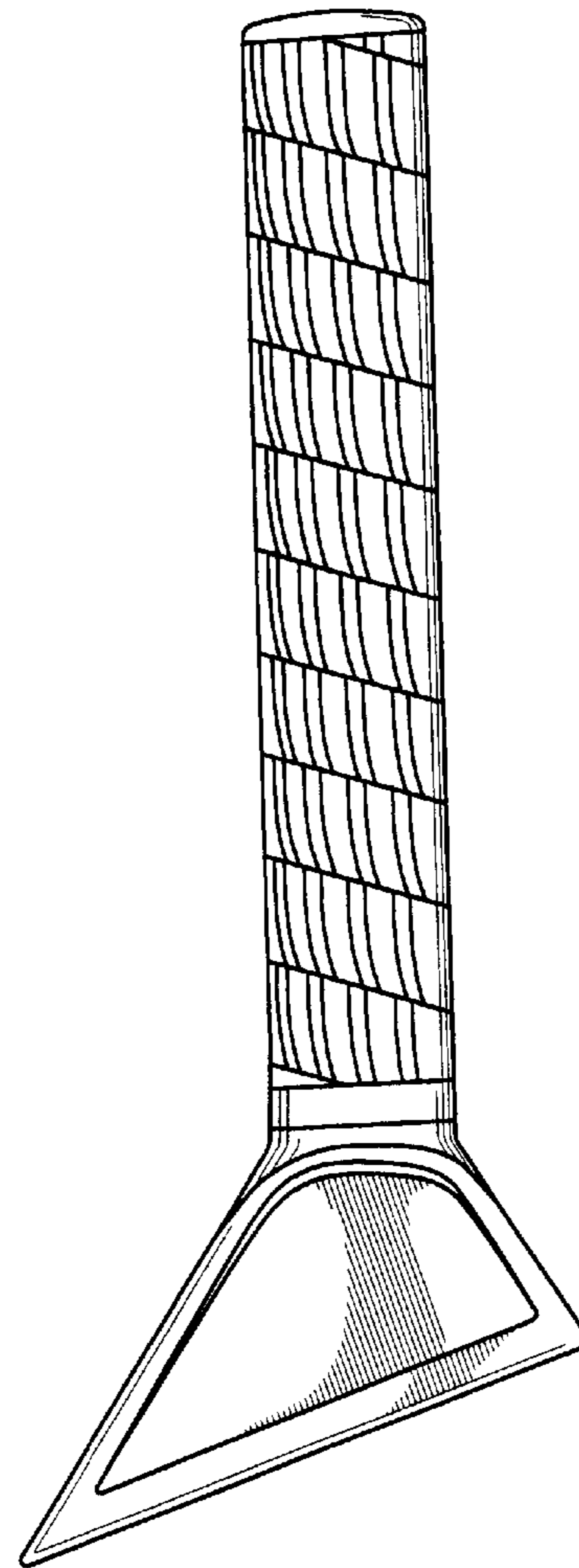


FIG. 3




FIG. 4



FIG. 5



FIG. 6

