



US00D518931S

(12) **United States Design Patent**  
**Parr et al.**

(10) **Patent No.:** **US D518,931 S**

(45) **Date of Patent:** **\*\* Apr. 11, 2006**

(54) **TANK FOR AN UPRIGHT EXTRACTOR**

(75) Inventors: **Richard S. Parr**, Uniontown, OH (US);  
**Stephen P. Casteel**, Canal Fulton, OH (US)

(73) Assignee: **The Hoover Company**, North Canton, OH (US)

(\*\*) **Term:** **14 Years**

(21) Appl. No.: **29/212,819**

(22) Filed: **Sep. 8, 2004**

(51) **LOC (8) Cl.** ..... **15-05**

(52) **U.S. Cl.** ..... **D32/31**

(58) **Field of Classification Search** ..... D32/22,  
D32/25, 30-34; 15/319, 320-323, 347, 350-353,  
15/410, 412, 414, 415.1, 383, 50.1; 55/DIG. 3,  
55/337, 345

See application file for complete search history.

(56) **References Cited**

**U.S. PATENT DOCUMENTS**

D188,411 S	7/1960	Gantz	
D194,025 S	11/1962	Gantz	
D214,084 S	5/1969	Chi	
D365,179 S	* 12/1995	Bradd	..... D32/31
D403,482 S	* 12/1998	Essex et al.	..... D32/31
D413,698 S	9/1999	Dyson	
D415,596 S	* 10/1999	Essex et al.	..... D32/31
D420,475 S	2/2000	Yuen	

D435,152 S	* 12/2000	Stephens	..... D32/31
D442,344 S	* 5/2001	Alford et al.	..... D32/31
6,253,414 B1	* 7/2001	Bradd et al.	..... 15/320
D456,964 S	5/2002	Alford et al.	
D460,229 S	* 7/2002	Zahuranec et al.	..... D32/31
D462,814 S	9/2002	Sugimoto	
D469,227 S	* 1/2003	Alford et al.	..... D32/31
D473,981 S	* 4/2003	Wareham	..... D32/22
D484,653 S	12/2003	Parr et al.	
6,725,498 B1	* 4/2004	Symensma et al.	..... 15/320

**OTHER PUBLICATIONS**

Photographs of Panasonic Model MC E583K, undated.

\* cited by examiner

*Primary Examiner*—Ruth McInroy

(74) *Attorney, Agent, or Firm*—A. Burgess Lowe; John W. Morrison

(57) **CLAIM**

The ornamental design for a tank for an upright extractor, as shown and described.

**DESCRIPTION**

FIG. 1 is a top, front and right side perspective view of a tank for an upright extractor showing my new design;

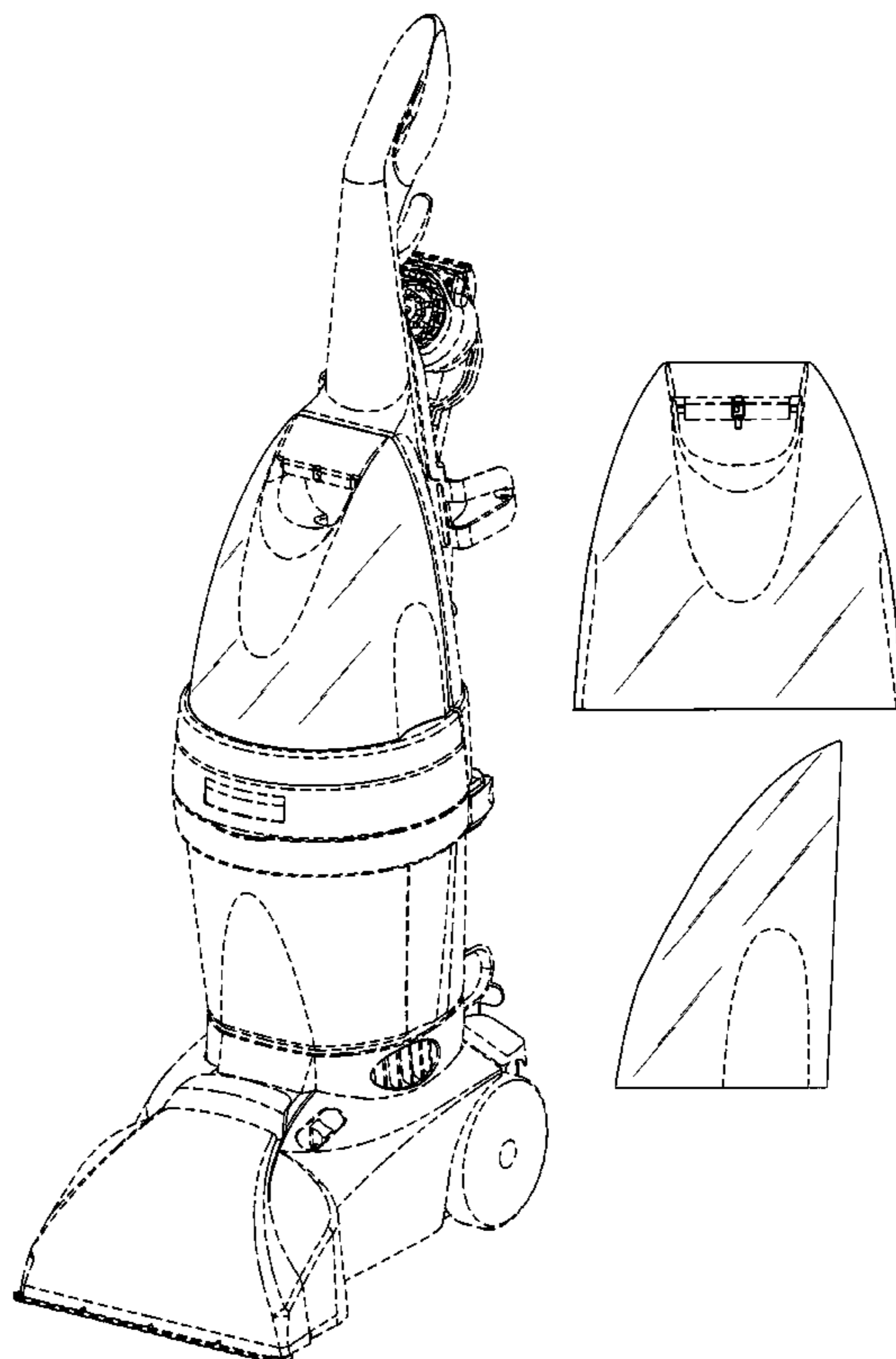
FIG. 2 is a front view thereof;

FIG. 3 is a right side elevational view thereof; and,

FIG. 4 is a left side elevational view thereof.

The details shown in broken lines in FIG. 1 are for illustrative purposes only and form no part of the claimed design.

**1 Claim, 2 Drawing Sheets**



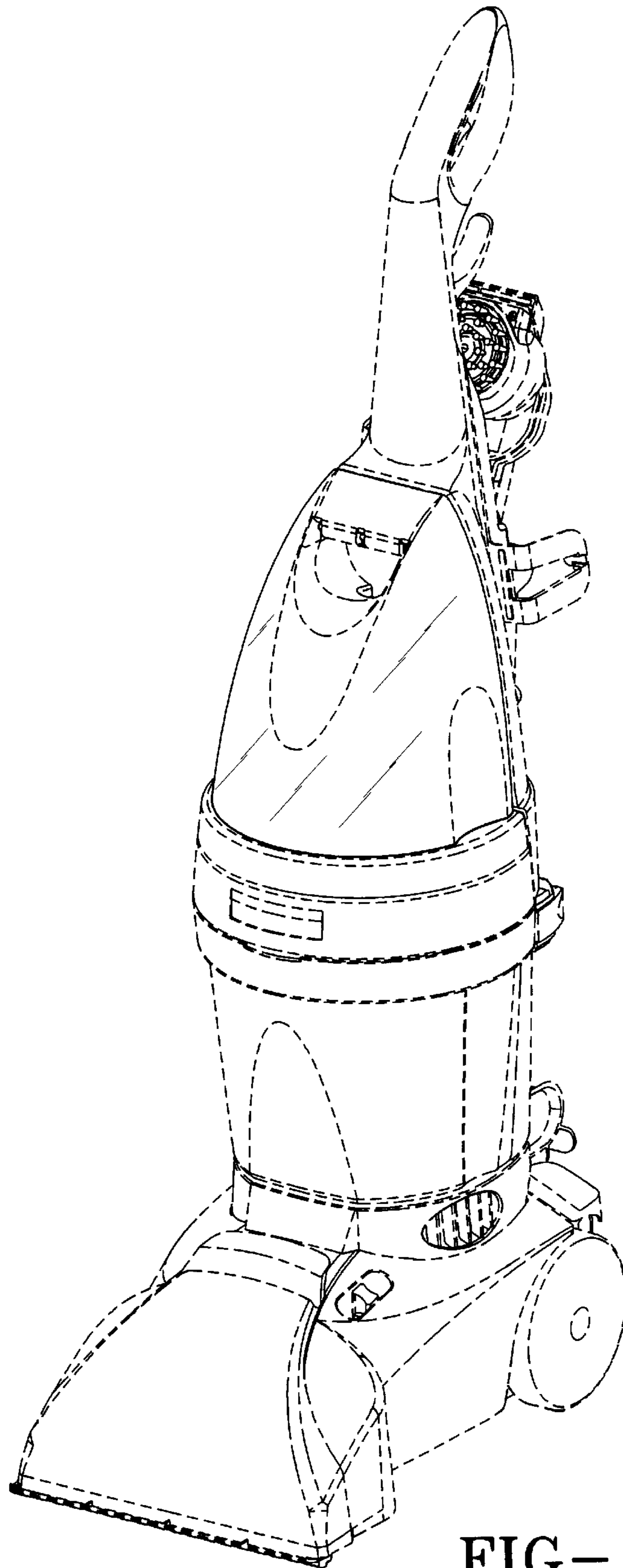


FIG-1

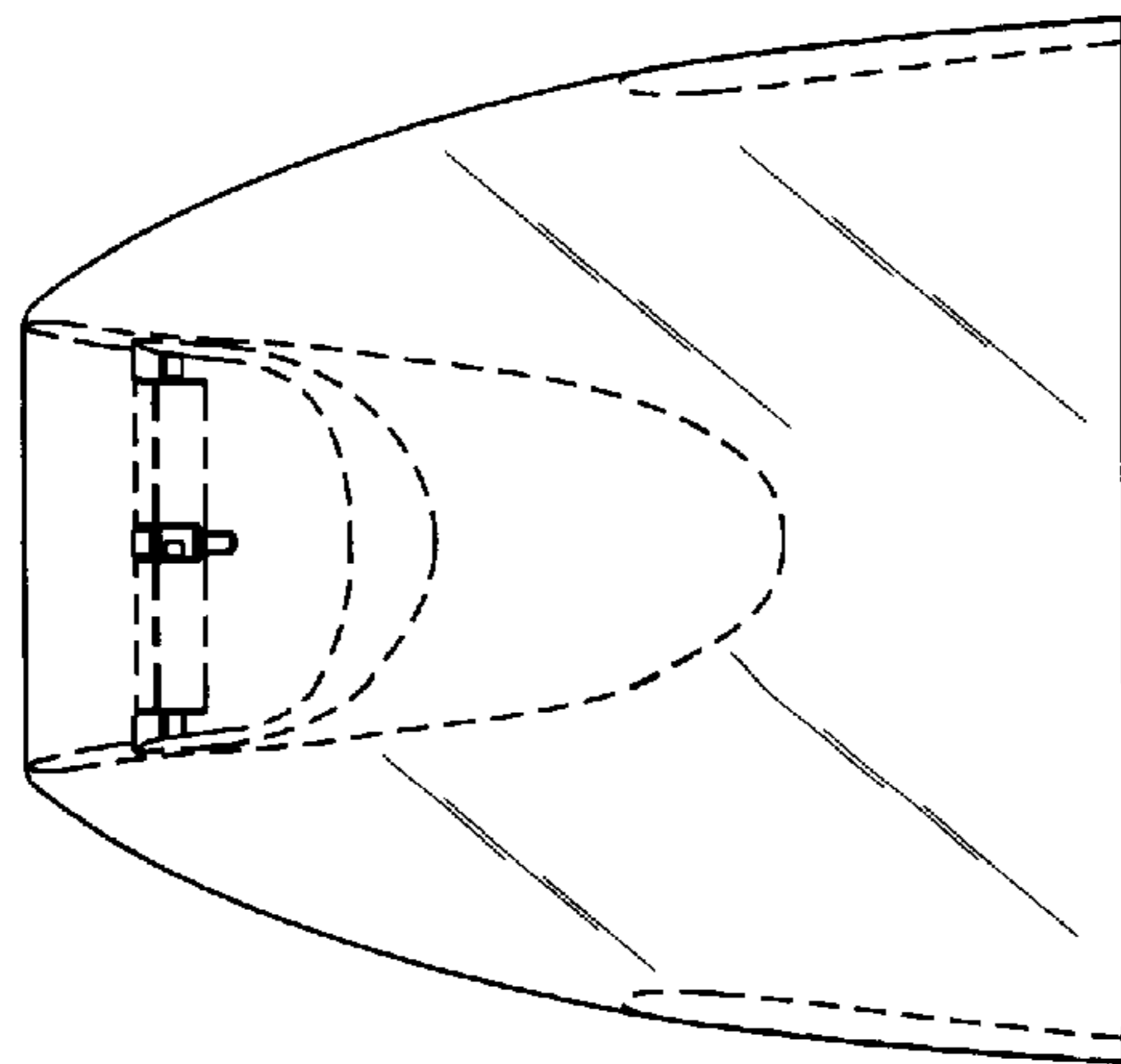


FIG-2

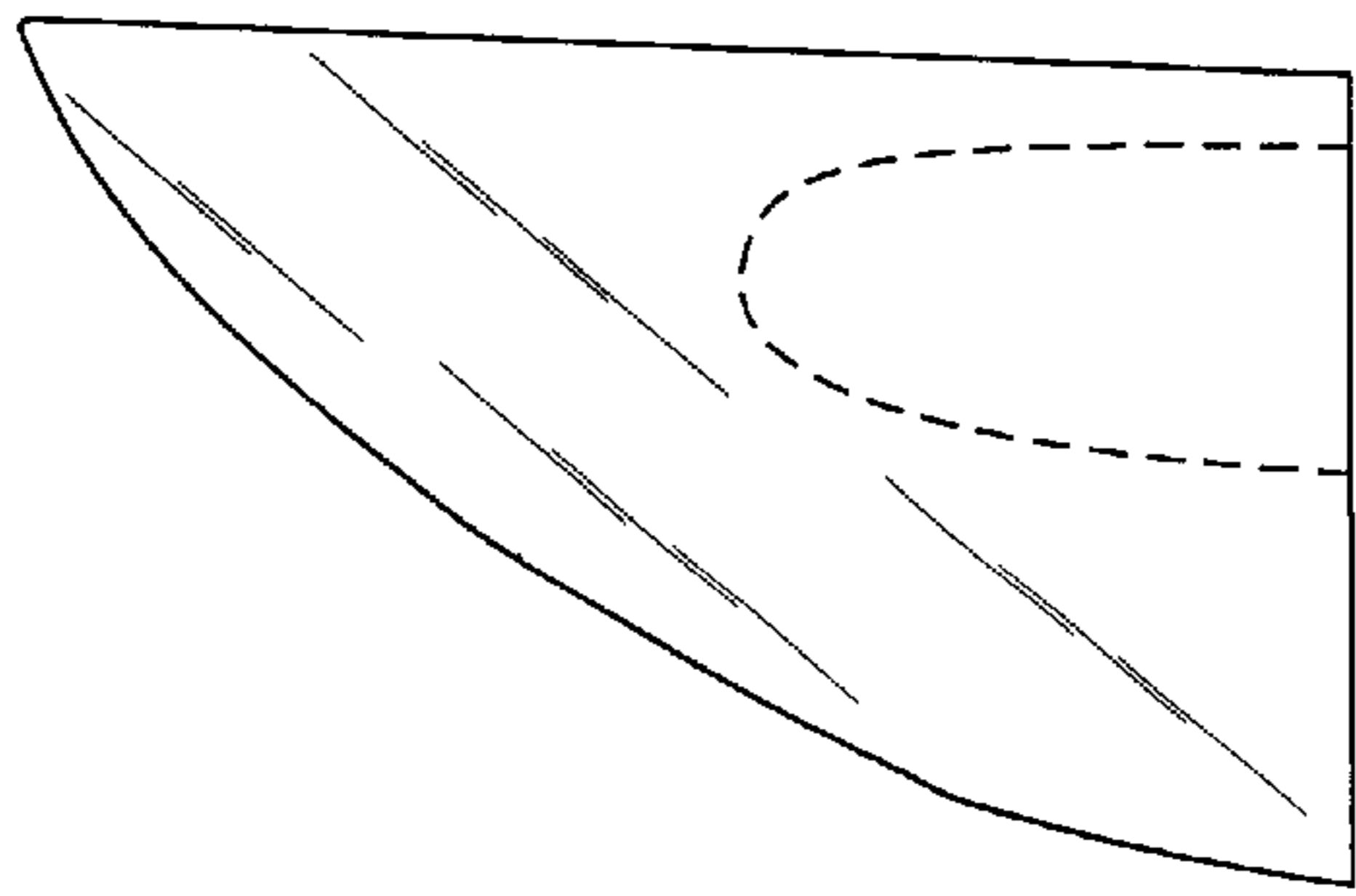


FIG-3

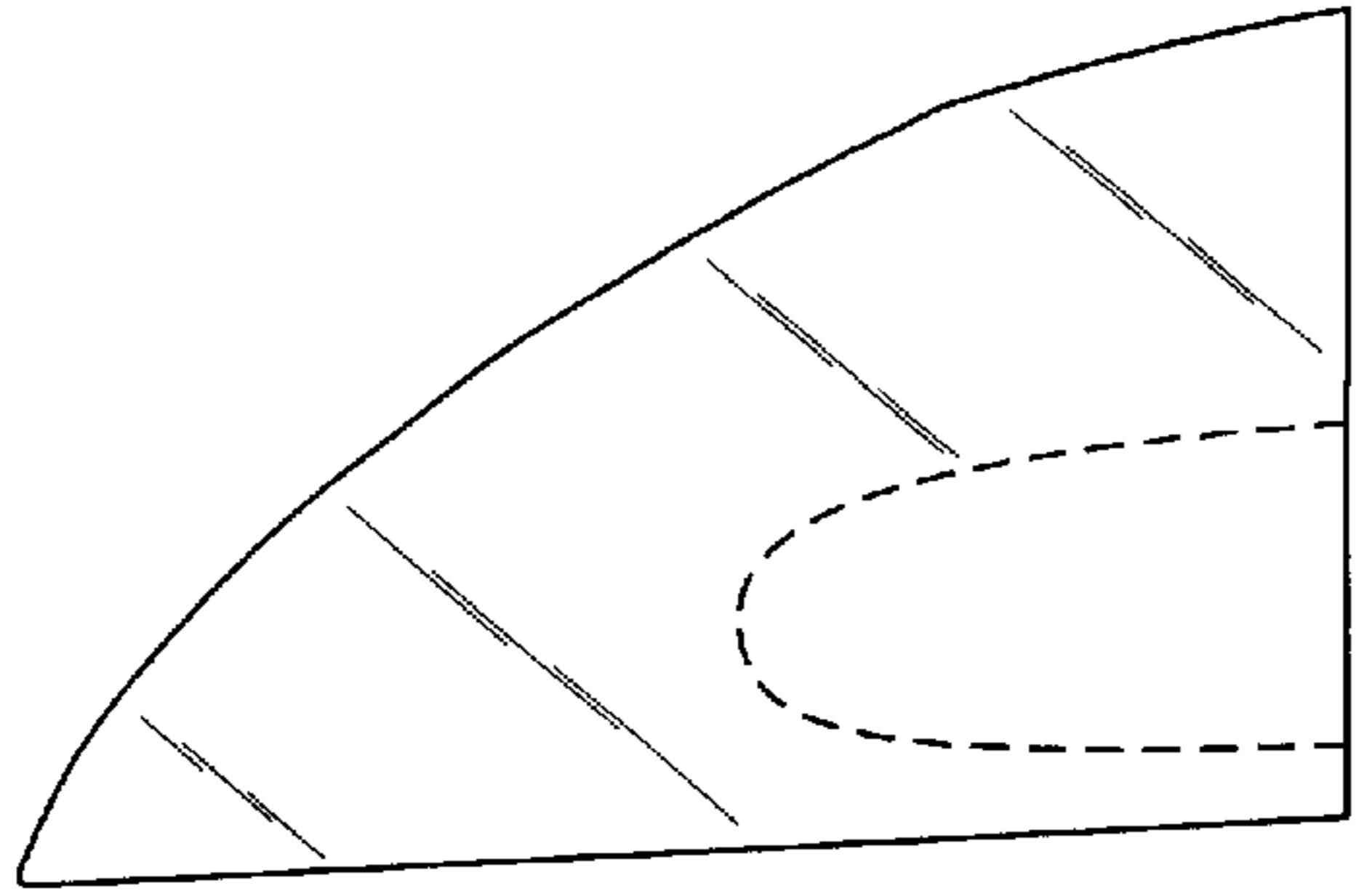


FIG-4