



US00D518929S

(12) **United States Design Patent**
Seon

(10) **Patent No.:** **US D518,929 S**

(45) **Date of Patent:** **** Apr. 11, 2006**

(54) **UPPER PORTION OF AN UPRIGHT VACUUM CLEANER**

D469,936 S 2/2003 Mchaffey
D473,686 S * 4/2003 Archer et al. D32/31
6,571,421 B1 * 6/2003 Sham et al. 15/320
D477,698 S * 7/2003 Roberts et al. D32/31

(75) Inventor: **Shin Hyun Seon**, Seoul (KR)

* cited by examiner

(73) Assignee: **The Hoover Company**, North Canton, OH (US)

Primary Examiner—Ruth McInroy

(**) Term: **14 Years**

(74) *Attorney, Agent, or Firm*—A. Burgess Lowe; John W. Morrison

(21) Appl. No.: **29/205,819**

(57) **CLAIM**

(22) Filed: **May 20, 2004**

I claim the ornamental design for an upper portion of an upright vacuum cleaner, as shown and described.

(51) **LOC (8) Cl.** **15-05**

(52) **U.S. Cl.** **D32/31**

(58) **Field of Classification Search** D32/22,
D32/25, 30-34; 15/319, 320-323, 347, 350-353,
15/410, 412, 414, 415.1, 383, 50.1; 55/DIG. 3,
55/337, 345

DESCRIPTION

See application file for complete search history.

FIG. 1 is a top-front perspective view of an upper portion of an upright vacuum cleaner showing my new design; FIG. 2 is a front elevational view thereof; FIG. 3 is a right side elevational view thereof; FIG. 4 is a left side elevational view thereof; FIG. 5 is a top plan view thereof; and, FIG. 6 is a bottom plan view thereof.

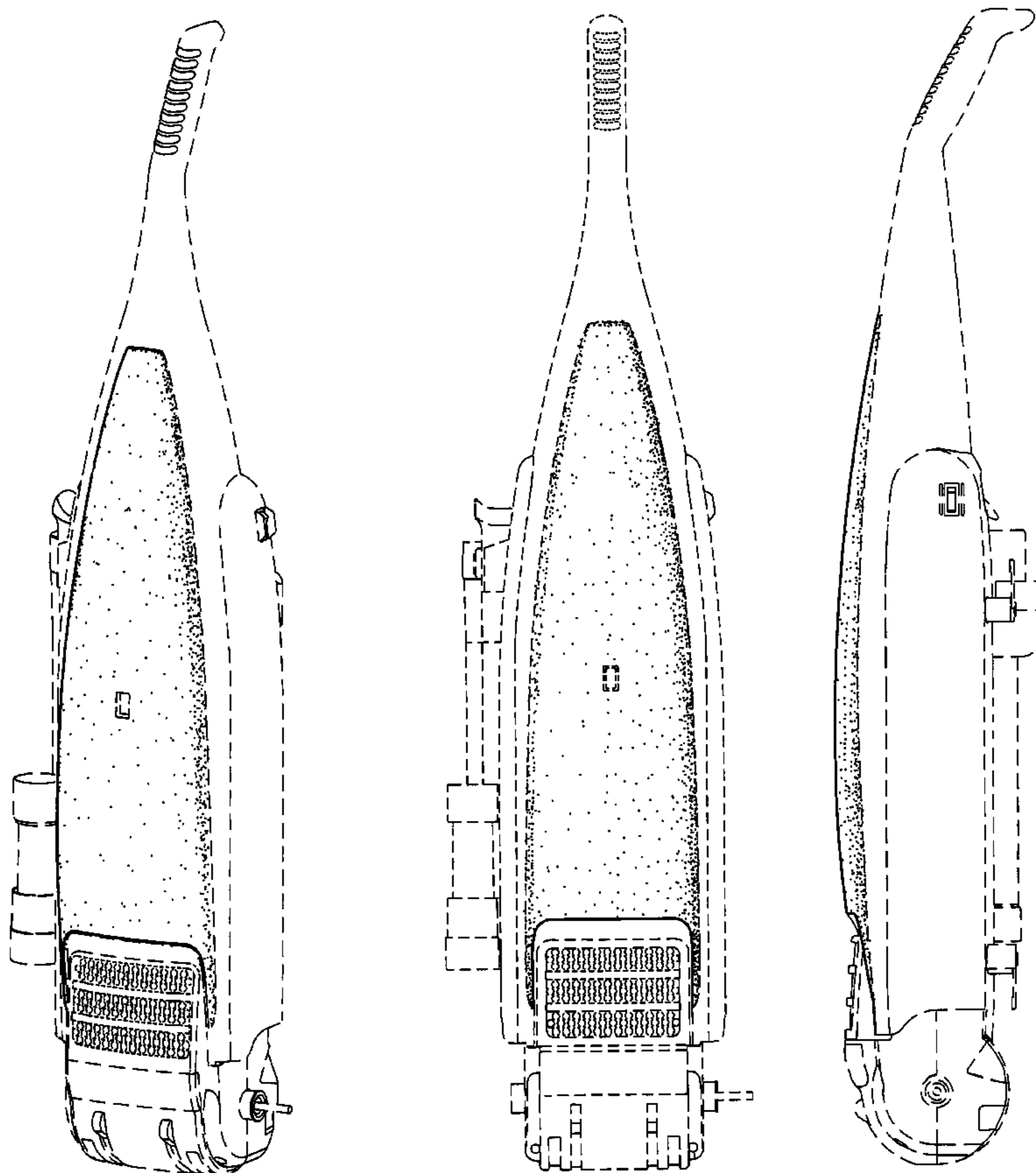
In FIGS. 1, 2, 3, 4, 5, and 6 the broken lines showing the feature of an upright vacuum and associated details are for illustrative purposes only and form no part of the claimed design.

(56) **References Cited**

U.S. PATENT DOCUMENTS

D403,482 S * 12/1998 Essex et al. D32/31
D431,332 S 9/2000 Hamm et al.
D456,964 S * 5/2002 Alford et al. D32/31
D462,813 S 9/2002 Nakano et al.
D462,815 S 9/2002 Roberts et al.

1 Claim, 5 Drawing Sheets



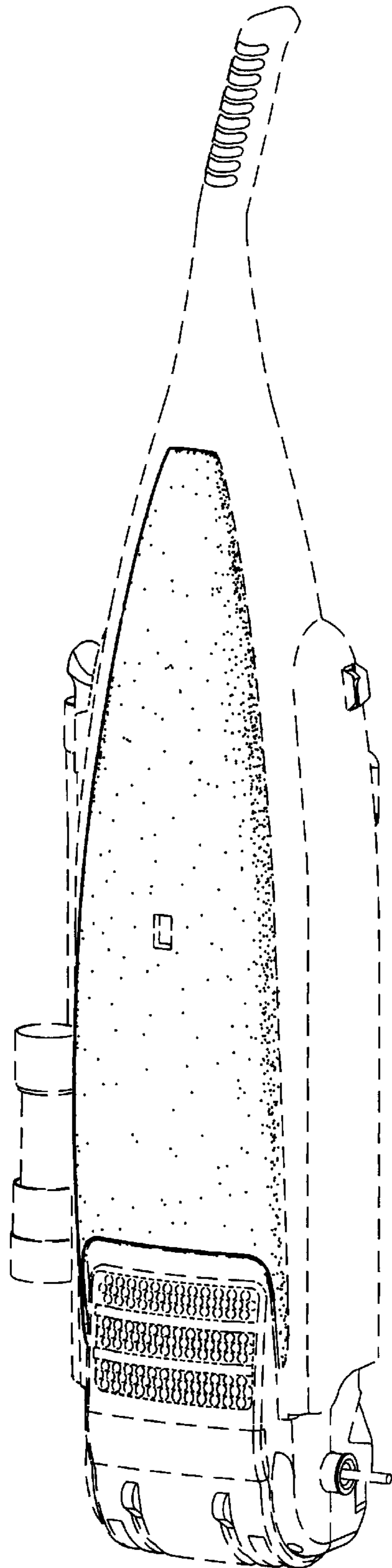


FIG-1

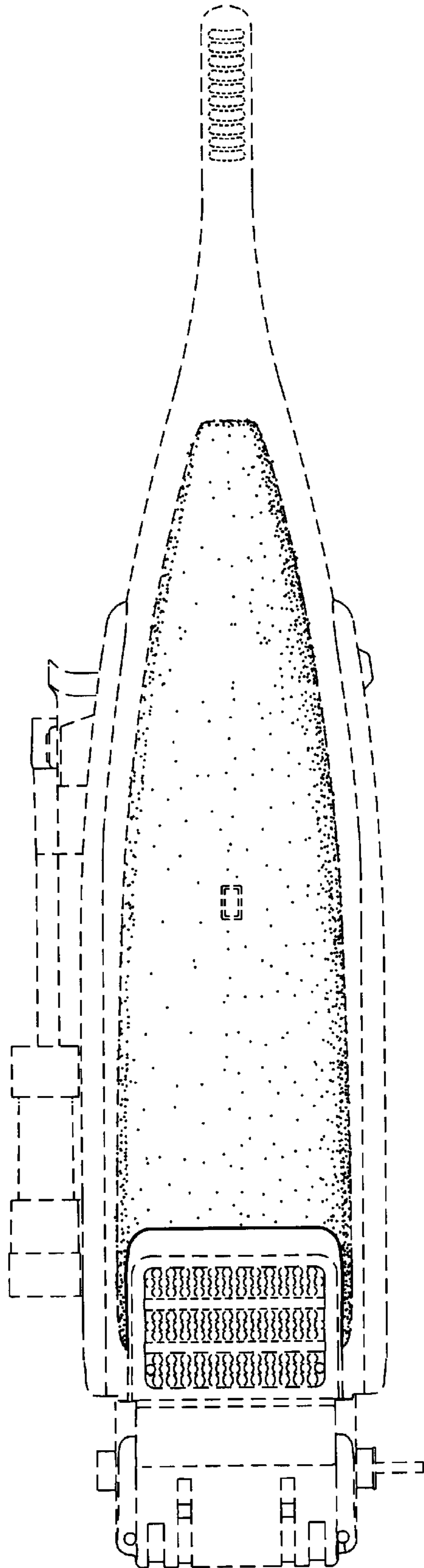


FIG-2

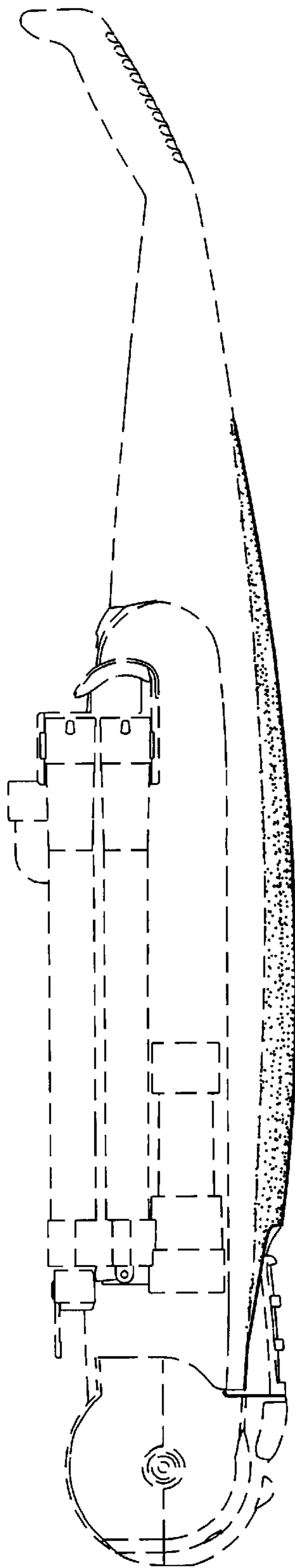


FIG-3

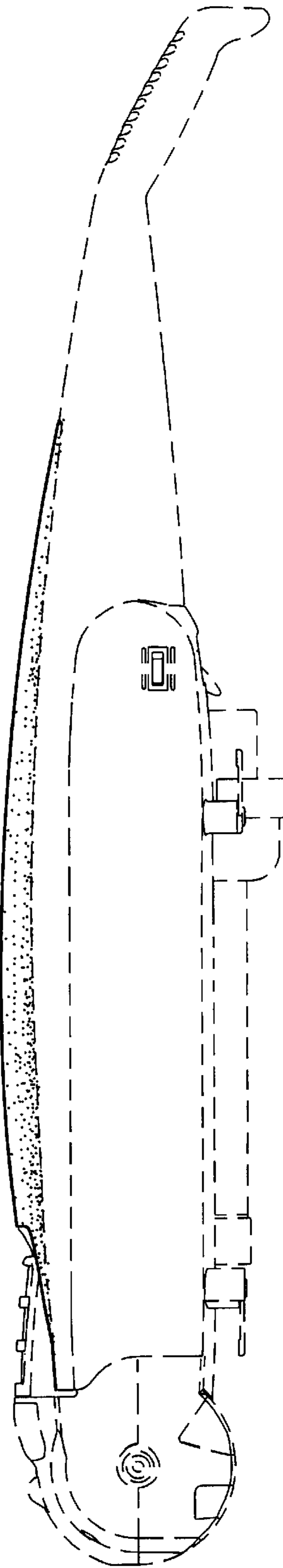


FIG-4

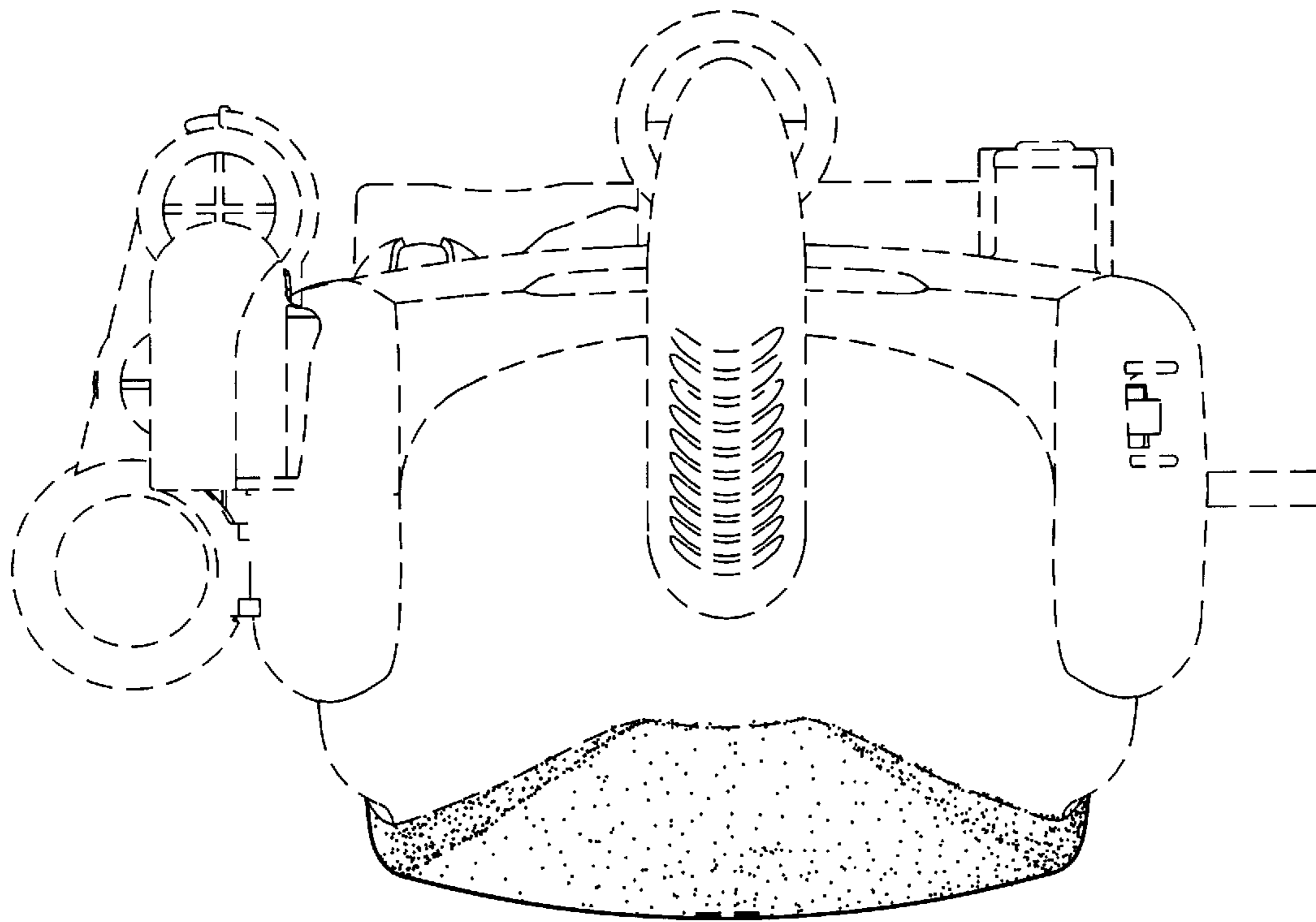


FIG-5

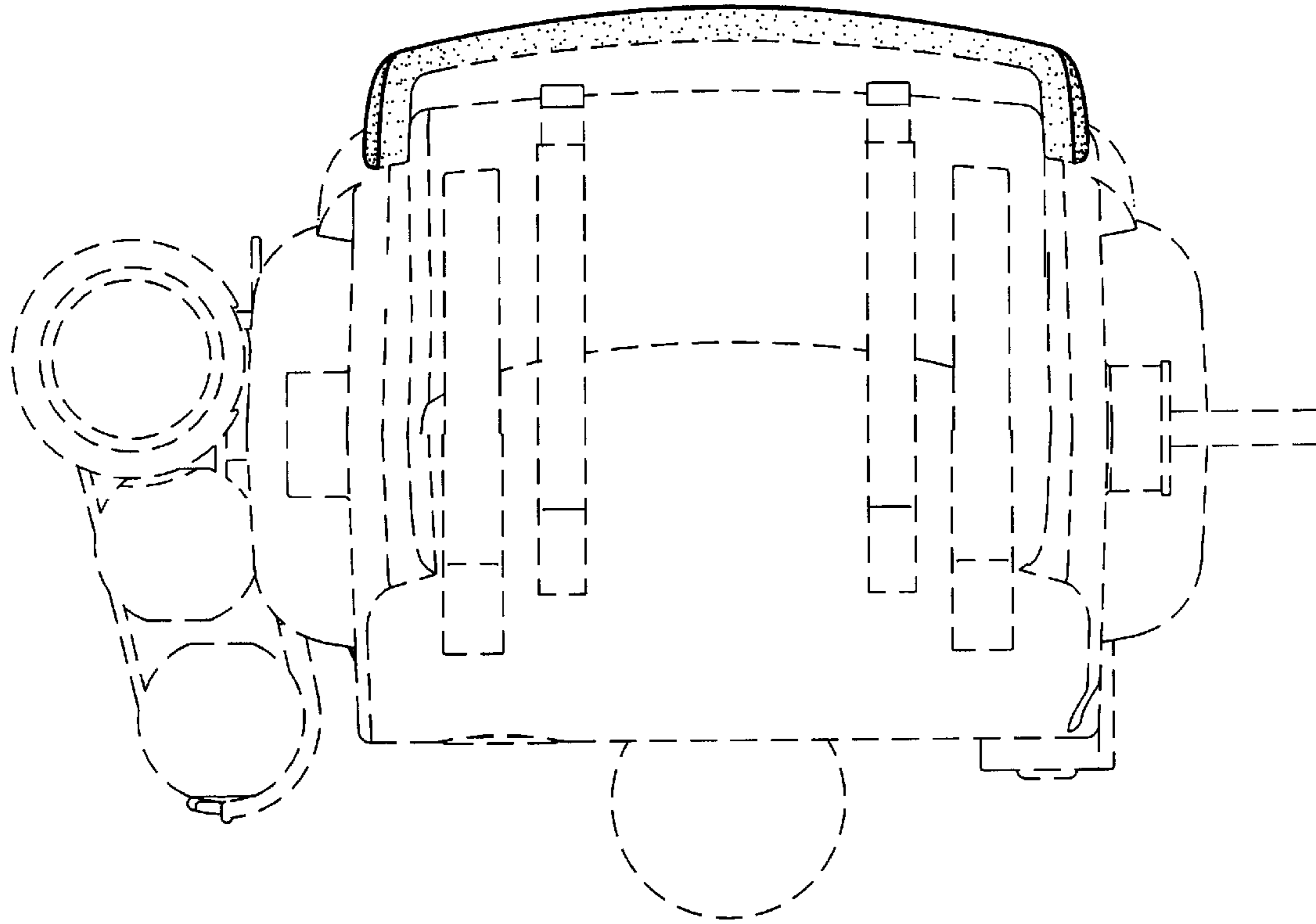


FIG-6