

US00D518926S

(12) **United States Design Patent**
Grundy

(10) **Patent No.:** **US D518,926 S**

(45) **Date of Patent:** **** Apr. 11, 2006**

(54) **PET FLAP**

(75) Inventor: **Paul Grundy**, Atherton (GB)

(73) Assignee: **Reilor Holdings Limited**, Preston (GB)

(**) Term: **14 Years**

(21) Appl. No.: **29/217,267**

(22) Filed: **Nov. 15, 2004**

(30) **Foreign Application Priority Data**

May 14, 2004 (EM) 000179593

(51) **LOC (8) Cl.** **30-02**

(52) **U.S. Cl.** **D30/119**

(58) **Field of Classification Search** 49/169,
49/168, 371, 388, 395, 478.1, 480.1, 381,
49/386; 160/180, 92, 90, 116, 181, 353, 354,
160/16.8, 380; D25/48, 49; 119/501; D30/119,
D30/199

See application file for complete search history.

(56) **References Cited**

U.S. PATENT DOCUMENTS

2,758,646	A	*	8/1956	Johnson	160/354
3,184,803	A	*	5/1965	Peel	49/388
3,690,299	A	*	9/1972	Johnson	119/174
3,797,554	A	*	3/1974	Johnson	160/354
3,974,174	A	*	8/1976	Buchel et al.	160/180
3,978,616	A	*	9/1976	Pennock	49/386
4,173,099	A	*	11/1979	Robb	49/168
4,421,058	A	*	12/1983	Paul	119/484
4,480,407	A	*	11/1984	Needham et al.	49/168
4,754,797	A	*	7/1988	Sronce	160/354
4,840,217	A	*	6/1989	Evans, III	160/368.1
4,908,987	A	*	3/1990	Dickson et al.	49/169

4,969,292	A	*	11/1990	Reid et al.	49/169
5,406,748	A	*	4/1995	Davlantes	49/169
5,701,702	A	*	12/1997	Reid et al.	49/169
6,385,909	B1	*	5/2002	Marsh et al.	49/169

* cited by examiner

Primary Examiner—Lucy Lieberman
Assistant Examiner—Susan Moon Lee

(74) *Attorney, Agent, or Firm*—Colin P. Cahoon; Carstens & Cahoon, LLP

(57) **CLAIM**

The ornamental design for a pet flap, as shown and described.

DESCRIPTION

FIG. 1 is a front elevation view of the pet flap of the present invention;

FIG. 2 is a rear elevation view of the pet flap of the present invention;

FIG. 3 is a top plan view of the pet flap of the present invention;

FIG. 4 is a bottom plan view of the pet flap of the present invention;

FIG. 5 is a right side elevation view of the pet flap of the present invention; and,

FIG. 6 is a left side elevation view of the pet flap of the present invention.

The broken lines along the perimeter of the pet flap in FIGS. 1 and 2 show the limits of the claimed novel features of the pet flap, as Applicant does not claim to any feature on the periphery of the pet flap that falls outside the bounds of such broken lines.

The broken line areas form no part of the claimed design.

1 Claim, 3 Drawing Sheets




Figure 1





Figure 2






Figure 3

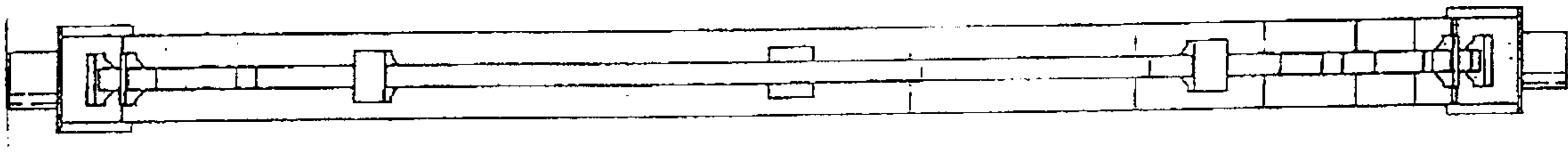


Figure 4

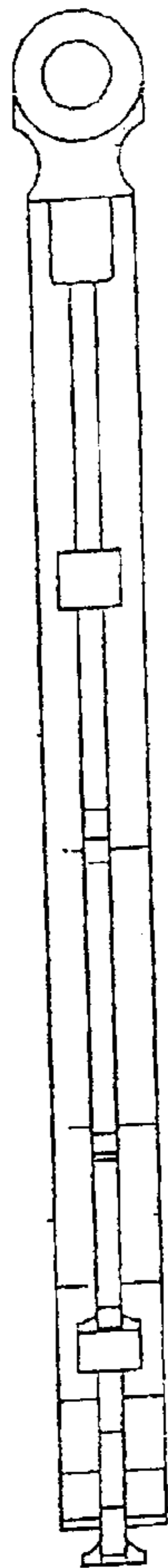


Figure 5



Figure 6