



US00D518904S

(12) **United States Design Patent**
Nakamura

(10) **Patent No.:** **US D518,904 S**
(45) **Date of Patent:** **** Apr. 11, 2006**

(54) **REAR COMBINATION LAMP FOR AN
AUTOMOBILE**

D498,859 S * 11/2004 Kobayashi D26/28
D501,940 S * 2/2005 Abe D26/28

(75) Inventor: **Machio Nakamura**, Aichi-ken (JP)

(73) Assignee: **Toyota Jidosha Kabushiki Kaisha** (JP)

(**) Term: **14 Years**

(21) Appl. No.: **29/219,771**

(22) Filed: **Dec. 21, 2004**

(30) **Foreign Application Priority Data**

Jul. 5, 2004 (JP) 2004-020176

(51) **LOC (8) Cl.** **26-02**

(52) **U.S. Cl.** **D26/28**

(58) **Field of Classification Search** D26/28-36;
362/459-468, 475-478, 485-487

See application file for complete search history.

(56) **References Cited**

U.S. PATENT DOCUMENTS

D492,046 S * 6/2004 Nakamura et al. D26/28

OTHER PUBLICATIONS

Toyota, ALLION 2002, Brochure of ALLION, Dec. 2002.

* cited by examiner

Primary Examiner—Marcus A Jackson

(74) *Attorney, Agent, or Firm*—Saidman DesignLaw Group

(57) **CLAIM**

The ornamental design for a rear combination lamp for an automobile, as shown and described.

DESCRIPTION


FIG. 1 is a front perspective view of a rear combination lamp for an automobile showing my new design;

FIG. 2 is a front view thereof;

FIG. 3 is a right-side view thereof; and,

FIG. 4 is a top view thereof.

1 Claim, 2 Drawing Sheets






FIG. 1




FIG. 2




FIG. 3




FIG. 4