



US00D518903S

(12) **United States Design Patent**
Nakai

(10) **Patent No.:** **US D518,903 S**

(45) **Date of Patent:** **** Apr. 11, 2006**

(54) **FRONT COMBINATION LAMP FOR AN
AUTOMOBILE**

D502,779 S * 3/2005 Kikuchi D26/28
D506,016 S * 6/2005 Chiang D26/28

(75) Inventor: **Eri Nakai**, Wako (JP)

* cited by examiner

(73) Assignee: **Honda Motor Co., Ltd.**, Tokyo (JP)

Primary Examiner—Marcus A. Jackson

(**) Term: **14 Years**

(74) *Attorney, Agent, or Firm*—Arent Fox, PLLC

(21) Appl. No.: **29/199,793**

(57) **CLAIM**

(22) Filed: **Feb. 20, 2004**

The ornamental design for a front combination lamp for an automobile, as shown and described.

(30) **Foreign Application Priority Data**

DESCRIPTION

Aug. 22, 2003 (JP) 2003-024299

FIG. 1 is a front view of a front combination lamp for an automobile showing my new design.

(51) **LOC (8) Cl.** **26-06**

FIG. 2 is a rear view thereof.

(52) **U.S. Cl.** **D26/28**

FIG. 3 is a plan view thereof.

(58) **Field of Classification Search** D26/28-36;
362/459-468, 475-478, 485-487

FIG. 4 is a bottom view thereof.

See application file for complete search history.

FIG. 5 is a right side view thereof.

FIG. 6 is a left side view thereof.

(56) **References Cited**

FIG. 7 is a front perspective view thereof; and,

FIG. 8 is a rear perspective view thereof.

U.S. PATENT DOCUMENTS

D501,940 S * 2/2005 Abe D26/28

1 Claim, 4 Drawing Sheets




FIG. 1



FIG. 2



FIG. 3




FIG. 4




FIG. 5



FIG. 6




FIG. 7



FIG. 8

