



US00D518895S

(12) **United States Design Patent**  
**Weaver, II et al.**

(10) **Patent No.:** **US D518,895 S**  
(45) **Date of Patent:** **\*\* Apr. 11, 2006**

(54) **BACK BRACE**  
(75) Inventors: **Edward L. Weaver, II**, Milford, OH  
(US); **Sherry A. Hinds**, Goshen, OH  
(US)

(73) Assignee: **Beiersdorf, Inc.**, Wilton, CT (US)

(\*\*) Term: **14 Years**

(21) Appl. No.: **29/169,429**

(22) Filed: **Nov. 27, 2002**

(51) **LOC (8) Cl.** ..... **24-04**

(52) **U.S. Cl.** ..... **D24/190**

(58) **Field of Classification Search** ..... D24/190;  
602/19, 1, 4, 5  
See application file for complete search history.

5,915,543 A	6/1999	Julin	
5,984,885 A	11/1999	Gaylord, Jr. et al.	
6,080,121 A	6/2000	Madow et al.	
6,102,879 A	8/2000	Christensen et al.	
6,137,675 A	10/2000	Perkins	
6,213,968 B1 *	4/2001	Heinz et al. ....	602/19
6,319,217 B1	11/2001	Darcey	
6,336,908 B1	1/2002	Slutterback	
6,419,652 B1	7/2002	Slutterback	
2001/0020144 A1	9/2001	Heinz et al.	
2002/0068890 A1	6/2002	Schwenn et al.	

\* cited by examiner

*Primary Examiner*—Stella Reid

(74) *Attorney, Agent, or Firm*—Alston & Bird LLP

(57) **CLAIM**

The ornamental design for a back brace, as shown and described.

(56) **References Cited**

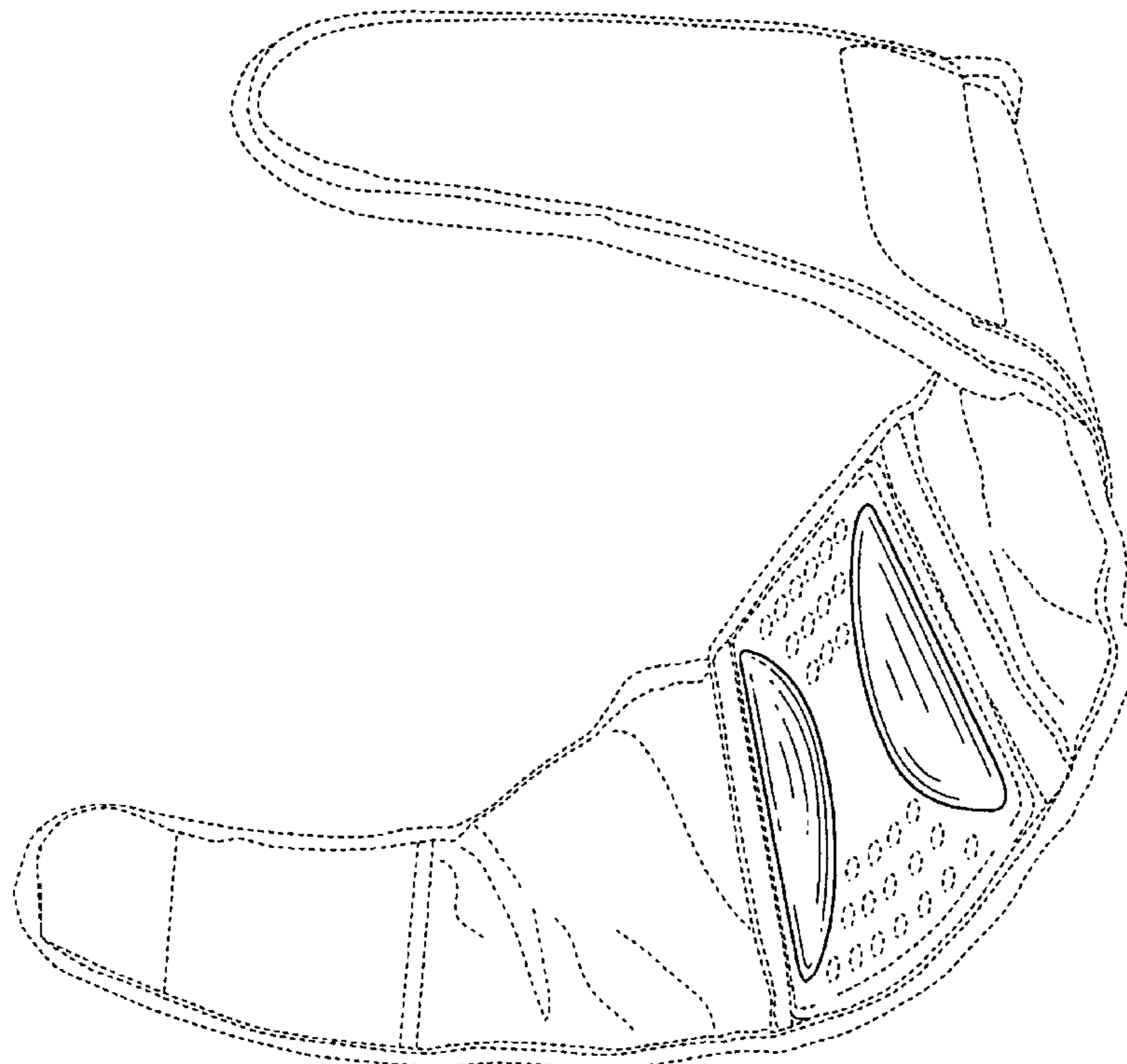
U.S. PATENT DOCUMENTS

2,733,712 A *	2/1956	Wuesthoff .....	602/19
4,178,923 A *	12/1979	Curlee .....	602/13
4,794,916 A	1/1989	Porterfield et al.	
4,991,573 A	2/1991	Miller	
5,429,587 A	7/1995	Gates	
5,484,395 A	1/1996	DeRoche	
5,533,961 A	7/1996	Iwata	
5,551,085 A	9/1996	Leighton	
5,651,763 A	7/1997	Gates	
5,776,087 A	7/1998	Nelson et al.	
5,785,671 A	7/1998	Striano	
5,833,638 A	11/1998	Nelson	

**DESCRIPTION**

FIG. 1 is a lower perspective view of a back brace, showing our new design;  
FIG. 2 is a front elevational view thereof;  
FIG. 3 is a top plan view thereof;  
FIG. 4 is a bottom plan view thereof; and,  
FIG. 5 is a left side elevational view thereof.  
The broken lines shown herein are for illustrative purposes only and form no part of the claimed design. The right side elevation view of the back brace in FIG. 1 is a mirror image of the left side elevation view shown in FIG. 5.

**1 Claim, 5 Drawing Sheets**



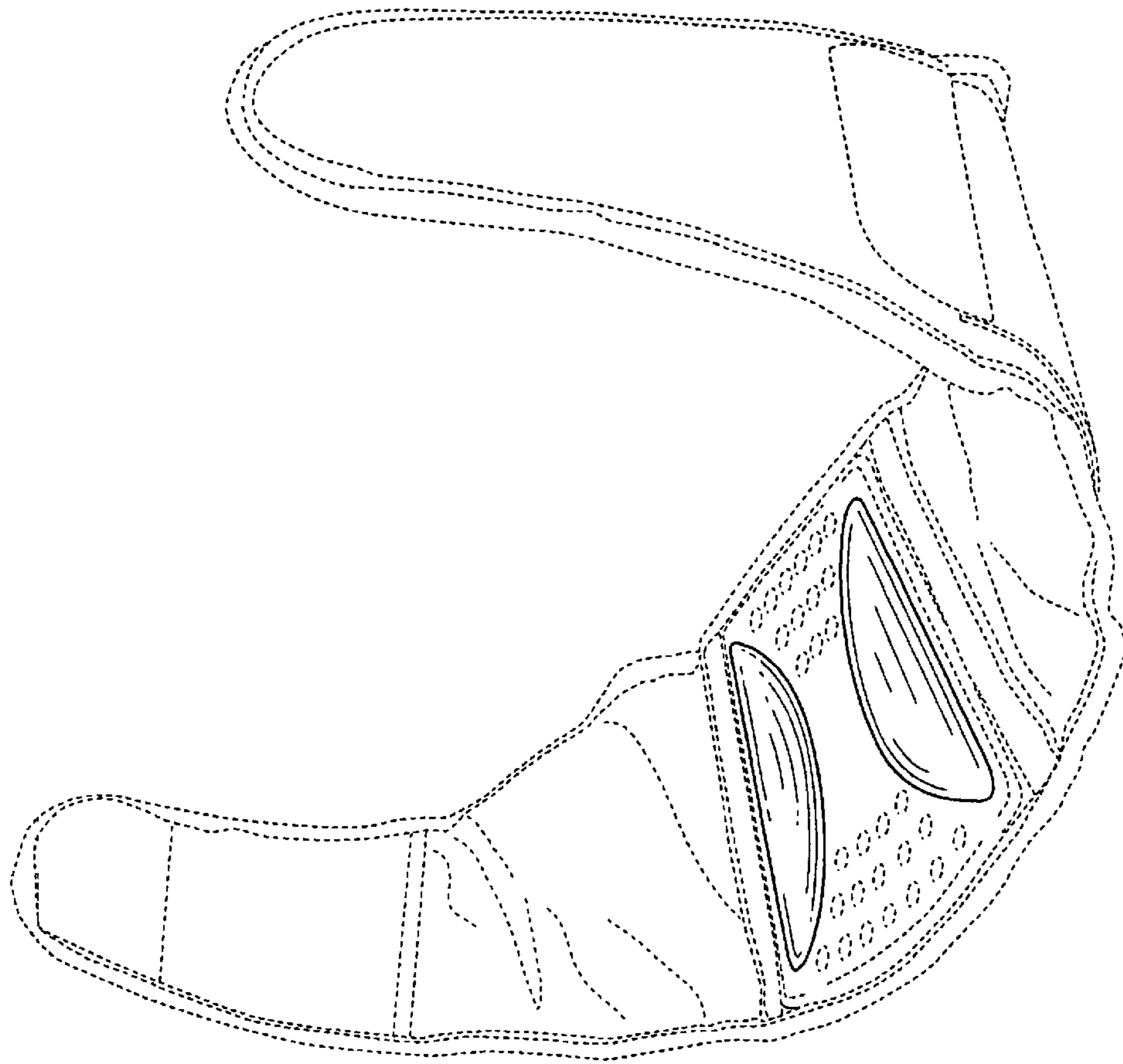


FIG. 1.

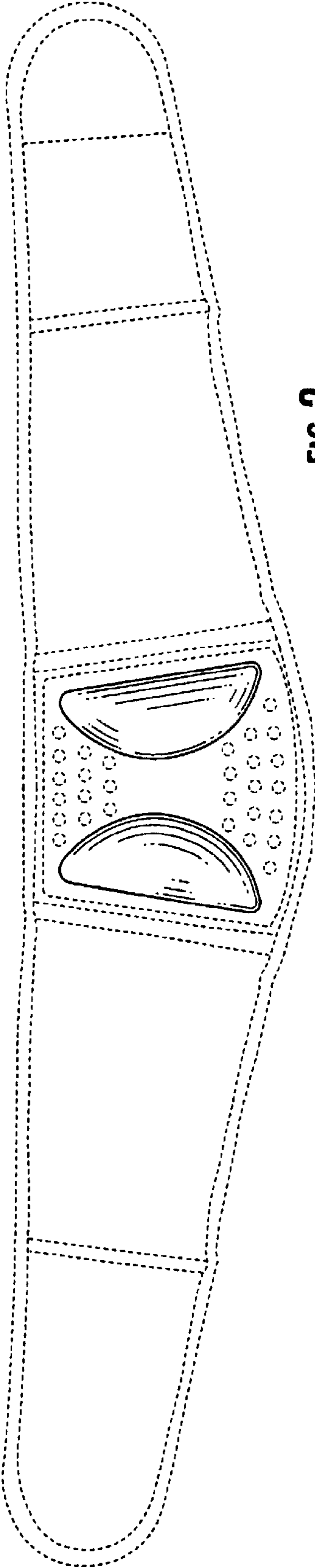



FIG. 2.



FIG. 3.



FIG. 4.



**FIG. 5.**

UNITED STATES PATENT AND TRADEMARK OFFICE  
**CERTIFICATE OF CORRECTION**

PATENT NO. : Des. 518,895 S  
APPLICATION NO. : 29/169429  
DATED : April 11, 2006  
INVENTOR(S) : Weaver, II et al.

Page 1 of 1

It is certified that error appears in the above-identified patent and that said Letters Patent is hereby corrected as shown below:

Title page. (60)

Insert the following,

--CROSS REFERENCE TO RELATED APPLICATION

This application claims priority to U.S. Patent Application No. 10/274,351, filed October 18, 2002.--.

Signed and Sealed this

Twenty-ninth Day of August, 2006

A handwritten signature in black ink on a light gray dotted background. The signature reads "Jon W. Dudas" in a cursive style.

JON W. DUDAS

*Director of the United States Patent and Trademark Office*