



US00D518889S

(12) **United States Design Patent** (10) **Patent No.:** **US D518,889 S**
Flores (45) **Date of Patent:** **** Apr. 11, 2006**

(54) **PORTION OF A CEILING FAN HOUSING**

(75) Inventor: **Miguel Flores**, Riverside, CA (US)

(73) Assignee: **Minka Lighting, Inc.**, Corona, CA (US)

(**) Term: **14 Years**

(21) Appl. No.: **29/228,074**

(22) Filed: **Apr. 19, 2005**

(51) **LOC (8) Cl.** **23-04**

(52) **U.S. Cl.** **D23/411**

(58) **Field of Classification Search** D23/377,
D23/379, 385, 411; 416/5

See application file for complete search history.

(56) **References Cited**

U.S. PATENT DOCUMENTS

D407,810 S * 4/1999 Jaspers-Fayer D23/377
D415,269 S * 10/1999 Wang D23/377

OTHER PUBLICATIONS

Emerson Internet Catalog; Castilla; Model #KF120SCK; printed from www.fanshack.com on Apr. 20, 2005.

Ellington Internet Catalog; LaRochelle; Model #ELLR54BGD5LKWCR2; printed from www.fanswork-soutlet.com on Apr. 20, 2005.

Patio Collection Internet Catalog; Model #014255; printed from www.ceilingfansontheweb.com on Apr. 20, 2005.

Home Lighting & Accessories; Dallas Summer Market catalog; Jun. 2004; pp. 50–51; Savoy House; U.S.A.

Minka Lighting, Inc.; MinkaAire 2005 catalog; Jan. 2005; p. 20; Minka Lighting, Inc.; U.S.A., pp. 48–49, 24–25, 50–51, 14–15.

* cited by examiner

Primary Examiner—Lisa Lichtenstein

(74) *Attorney, Agent, or Firm*—Baker & McKenzie LLP

(57) **CLAIM**

The ornamental design for a portion of a ceiling fan housing, as shown and described.

DESCRIPTION

FIG. 1 is a perspective view from below of a portion of a ceiling fan housing in accordance with my design;

FIG. 2 is a top plan view of the portion of a ceiling fan housing in accordance with my design;

FIG. 3 is a perspective view from the side of the portion of a ceiling fan housing in accordance with my design;


FIG. 4 is an enlarged side elevation view of the portion of a ceiling fan housing in accordance with my design, the opposite side being a mirror image of that shown;

FIG. 5 is an enlarged front elevation view of the portion of a ceiling fan housing in accordance with my design; and,

FIG. 6 is an enlarged back elevation view of the portion of a ceiling fan housing in accordance with my design.

The broken lines showing environmental structure are for illustrative purposes and form no part of the claimed design.

1 Claim, 4 Drawing Sheets



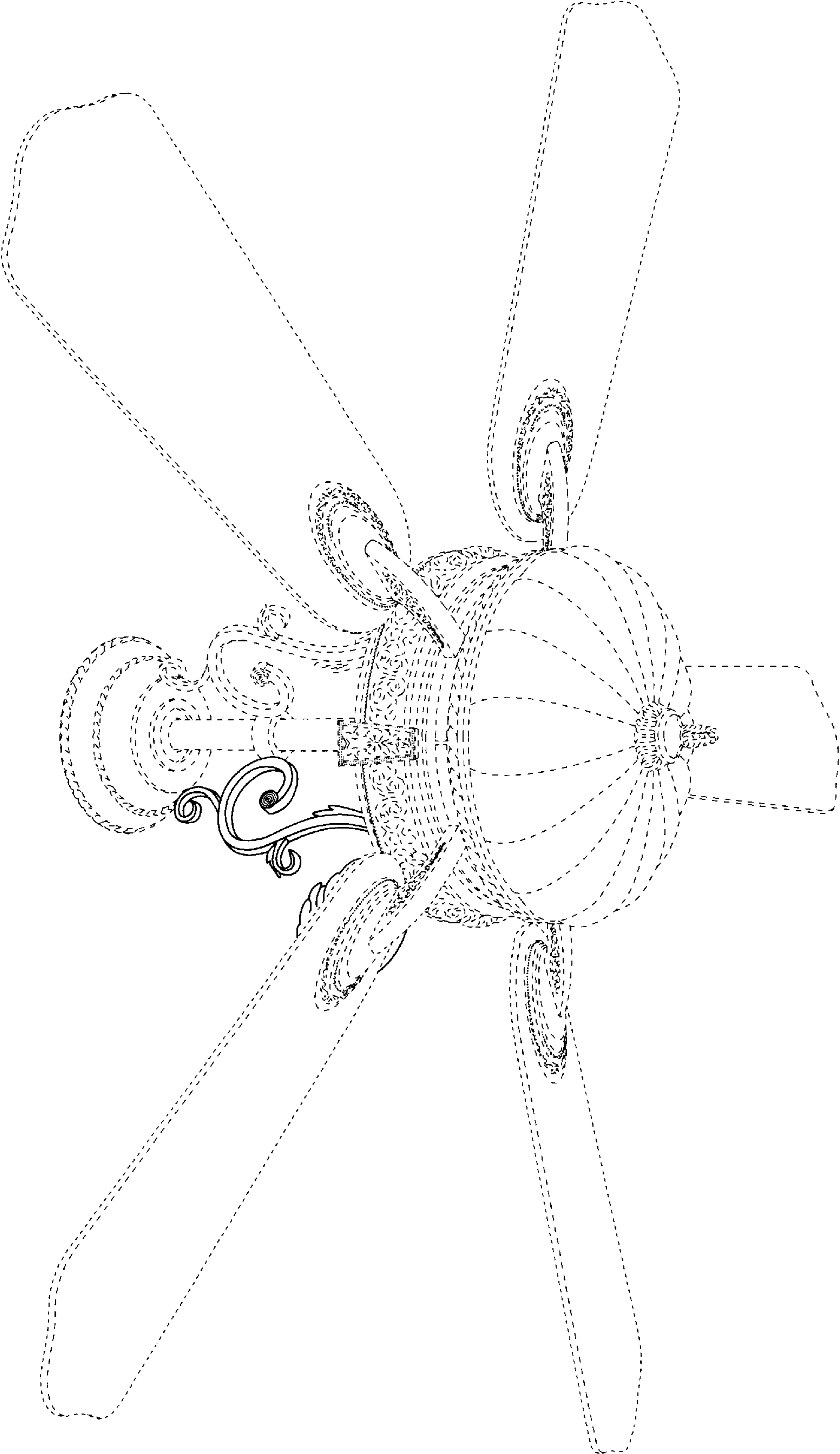


Fig. 1

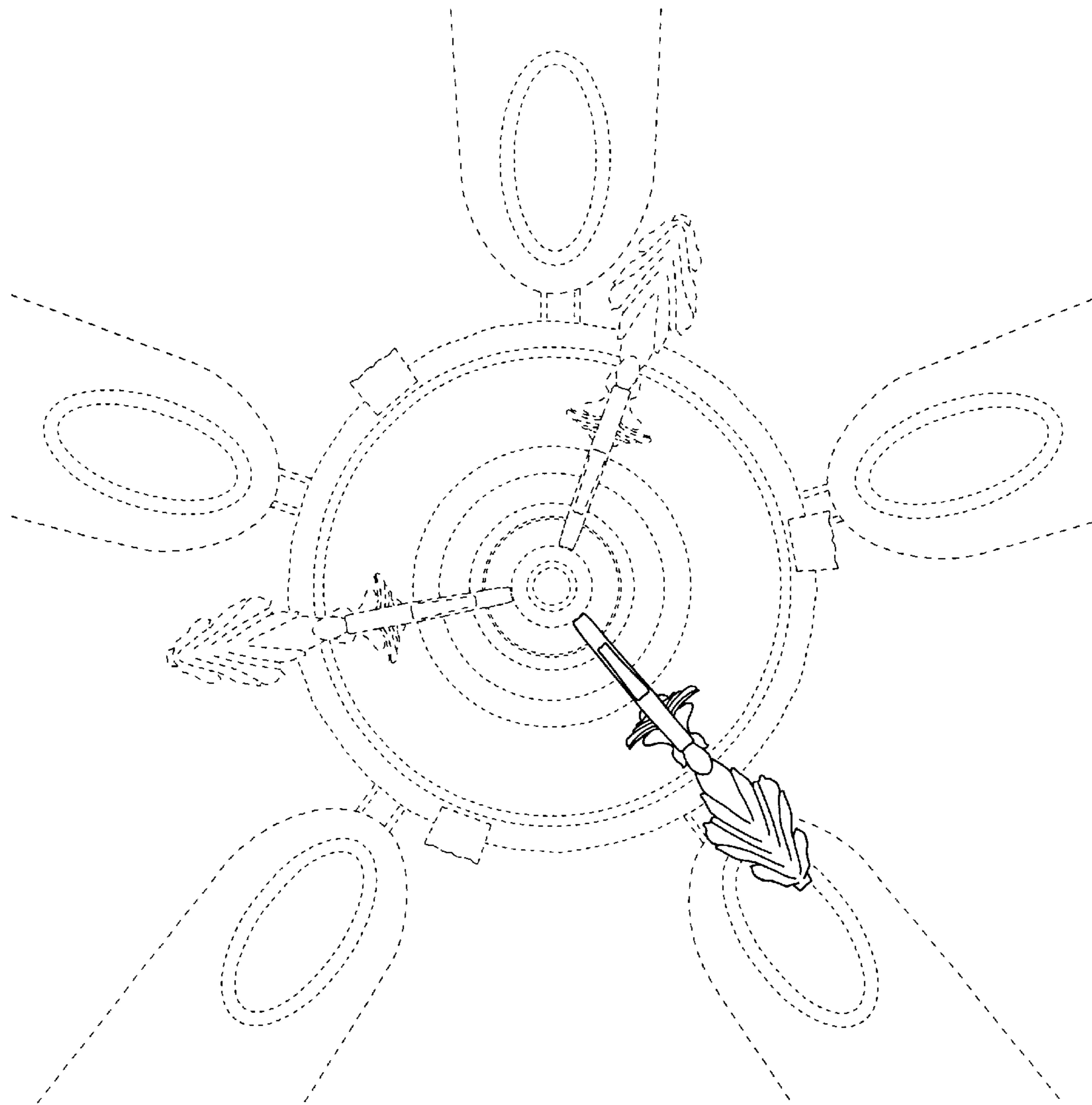


Fig.2

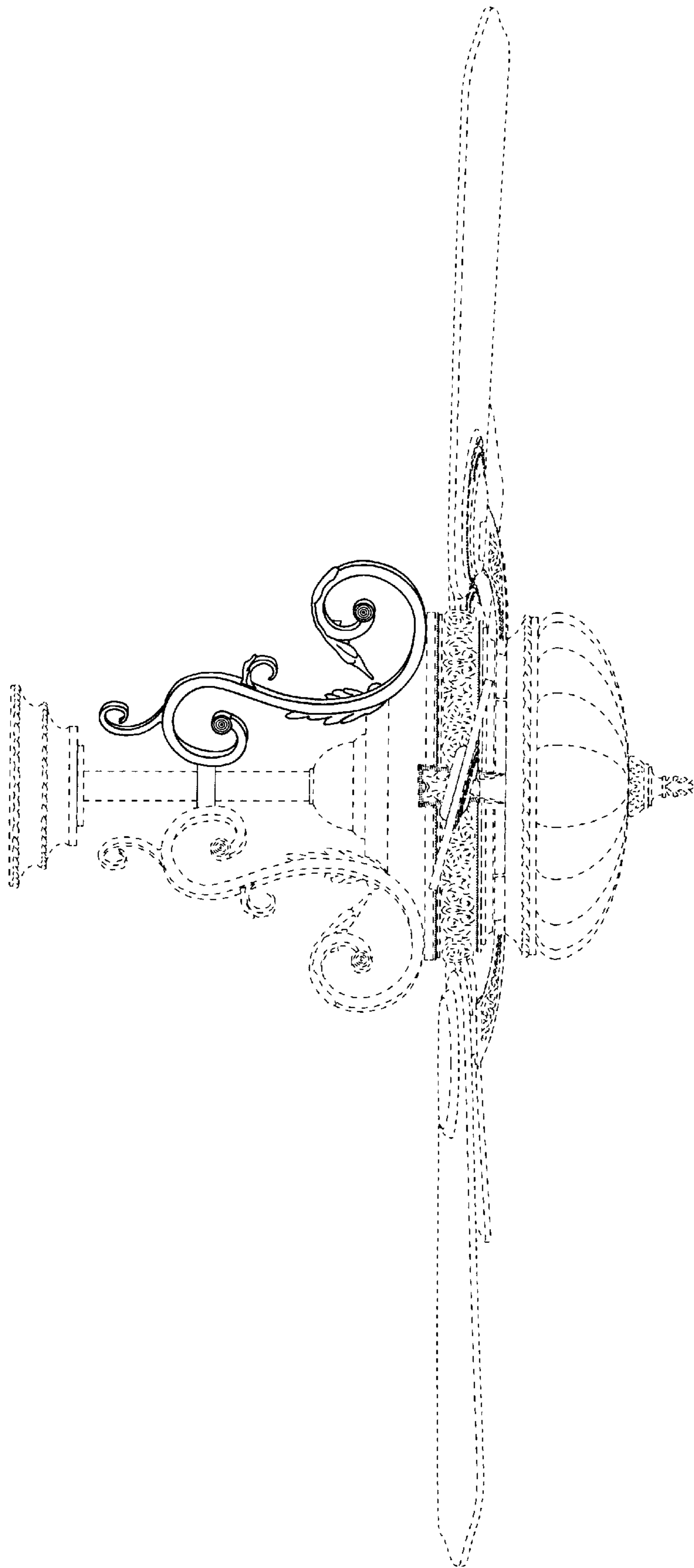


Fig.3

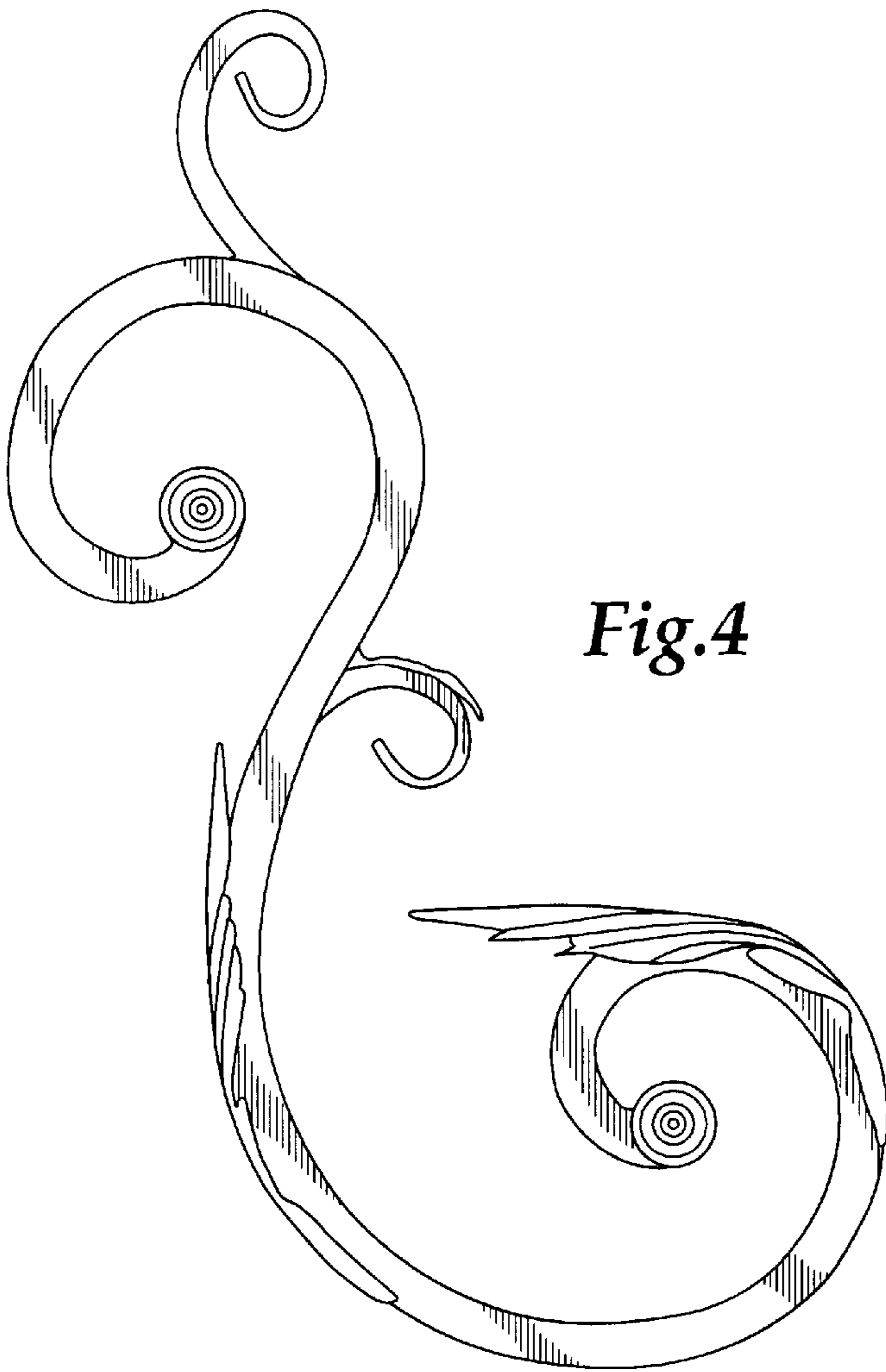


Fig.4

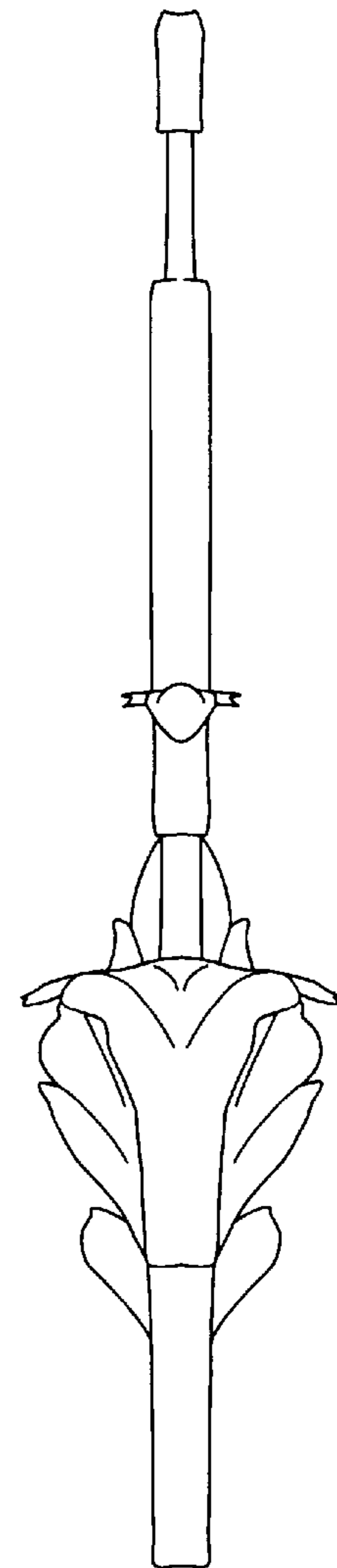


Fig.5

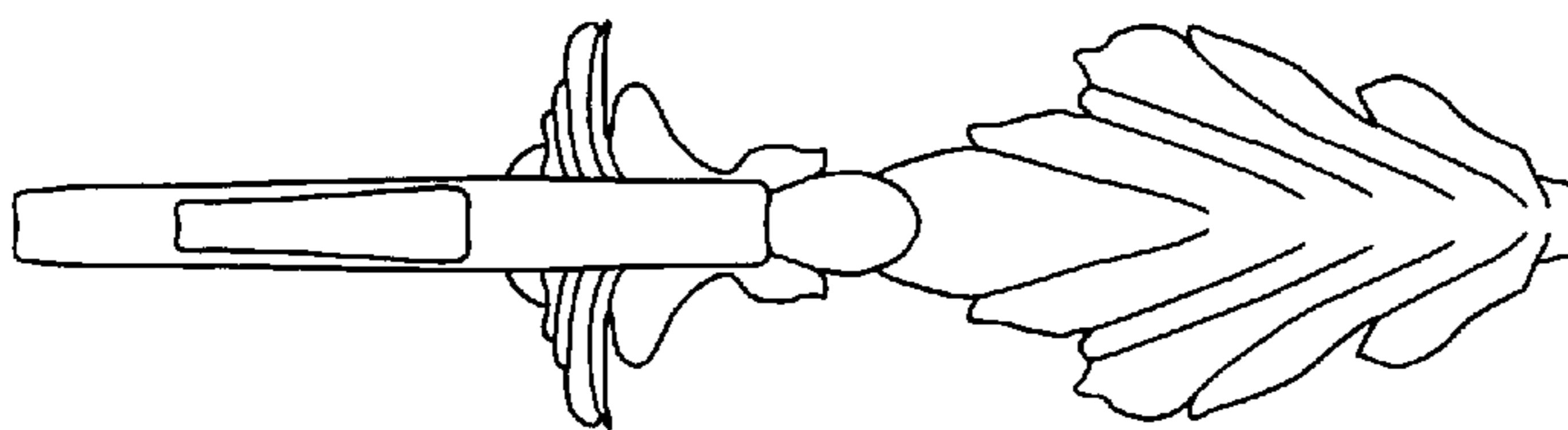


Fig.6