



US00D518868S

(12) **United States Design Patent**  
**von Mohr et al.**

(10) **Patent No.:** **US D518,868 S**

(45) **Date of Patent:** **\*\* Apr. 11, 2006**

(54) **FISHING ROD**

(76) Inventors: **Paul J. von Mohr**, 4727 Yachtsman's Dr., Amelia Island, FL (US) 32034;  
**Dennis Wyman**, 11 Sparkleberry Ct., Amelia Island, FL (US) 32034

(\*\*) Term: **14 Years**

(21) Appl. No.: **29/221,279**

(22) Filed: **Jan. 13, 2005**

(51) **LOC (8) Cl.** ..... **22-05**

(52) **U.S. Cl.** ..... **D22/137**

(58) **Field of Classification Search** ..... D22/137-141;  
43/19-23; 242/223, 224, 311, 233, 229, 241  
See application file for complete search history.

(56) **References Cited**

U.S. PATENT DOCUMENTS

D396,262 S	*	7/1998	Burdick	.....	D22/138
D407,136 S	*	3/1999	Merrill et al.	.....	D22/137
6,374,534 B1	*	4/2002	Takizawa	.....	43/22
D466,580 S	*	12/2002	Lu	.....	D22/137
D470,213 S	*	2/2003	Smith et al.	.....	D22/138
6,581,318 B1	*	6/2003	Lu	.....	43/22

\* cited by examiner

*Primary Examiner*—Catherine R. Oliver

(74) *Attorney, Agent, or Firm*—Cohen, Pontani, Lieberman & Pavane

(57) **CLAIM**

The ornamental design for a fishing rod, as shown and described.

**DESCRIPTION**

FIG. 1 is a perspective view of the fishing rod with the fishing line in a retracted position;

FIG. 2 is a perspective view of the fishing rod with the fishing line in an extended position;

FIG. 3 is a left side view of the fishing rod with the fishing line in a retracted position;

FIG. 4 is a right side view of the fishing rod with the fishing line in a retracted position;

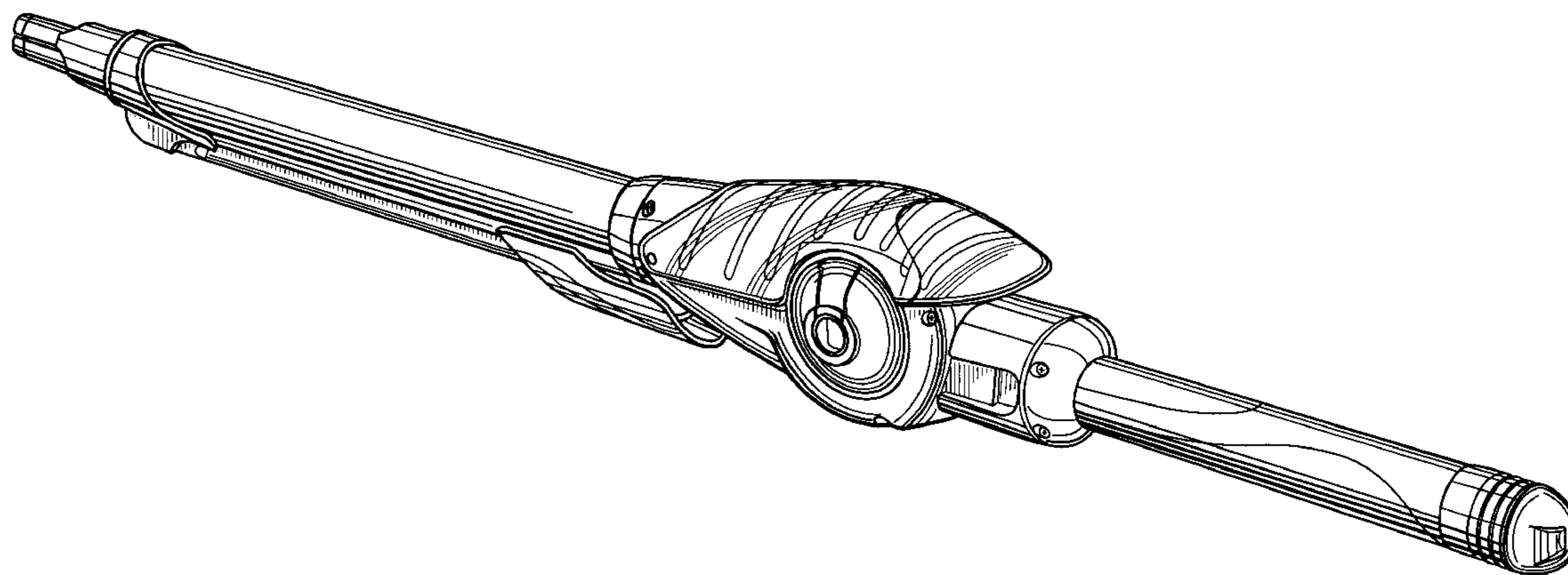
FIG. 5 is a rear view of the fishing rod with the fishing line in a retracted position;

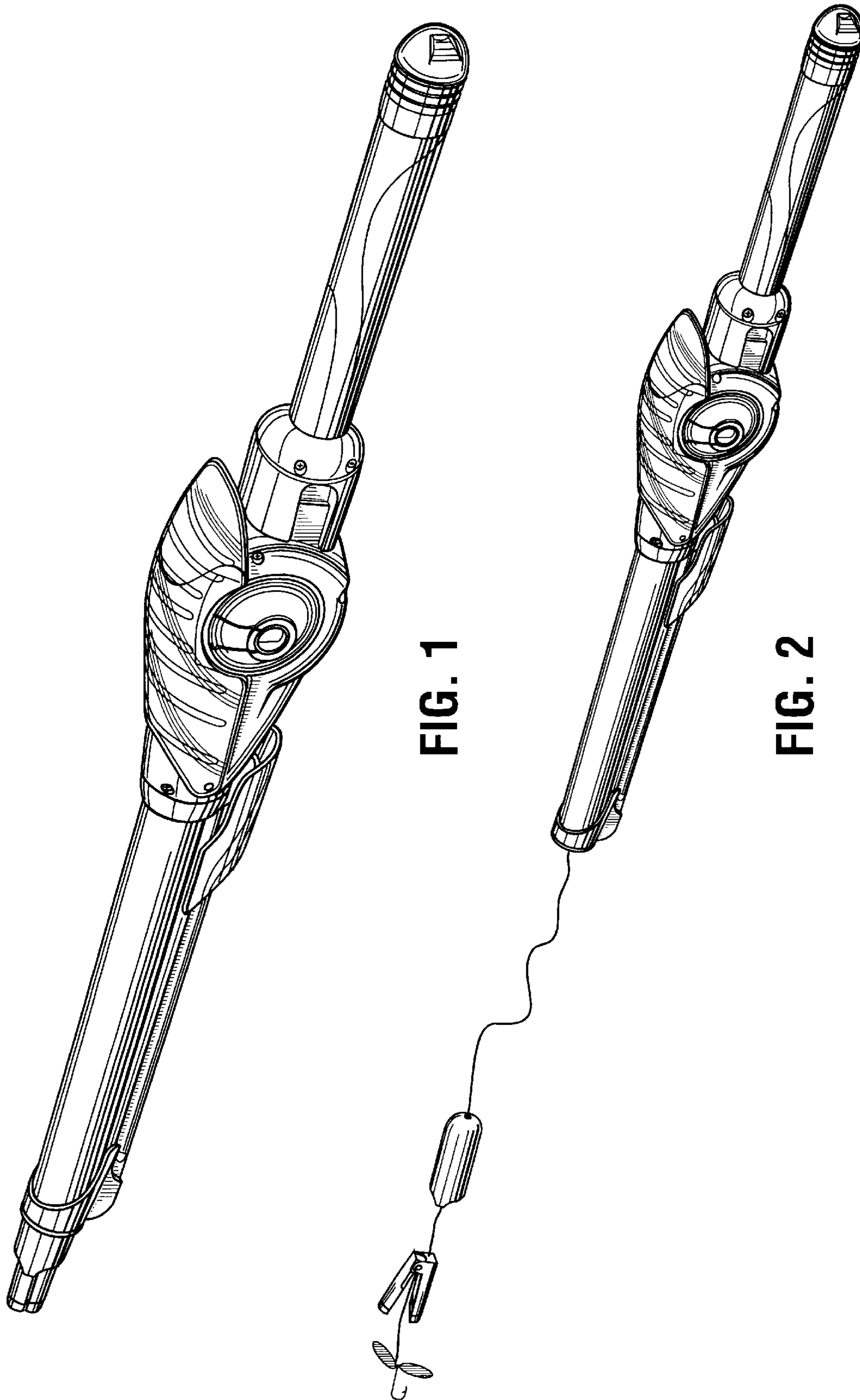
FIG. 6 is a front view of the fishing rod with the fishing line in a retracted position;

FIG. 7 is a top view of the fishing rod with the fishing line in a retracted position; and,

FIG. 8 is a bottom view of the fishing rod with the fishing line in a retracted position.

**1 Claim, 3 Drawing Sheets**





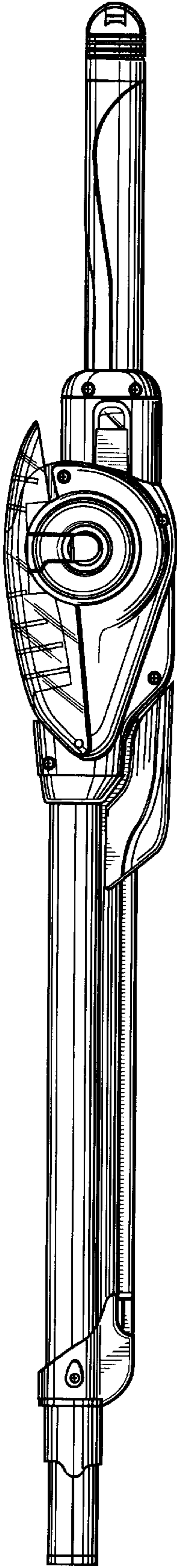


FIG. 3

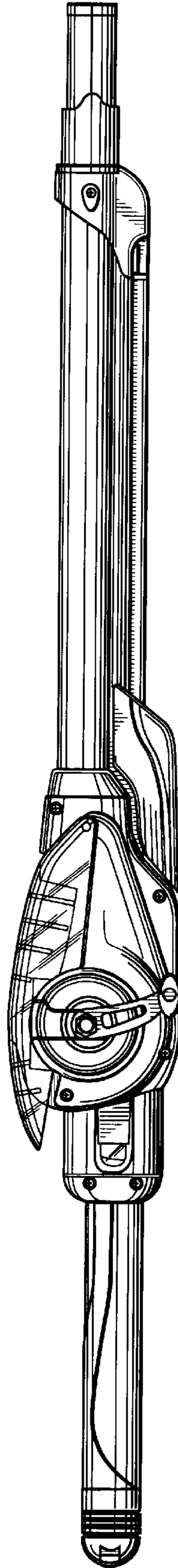


FIG. 4




FIG. 5

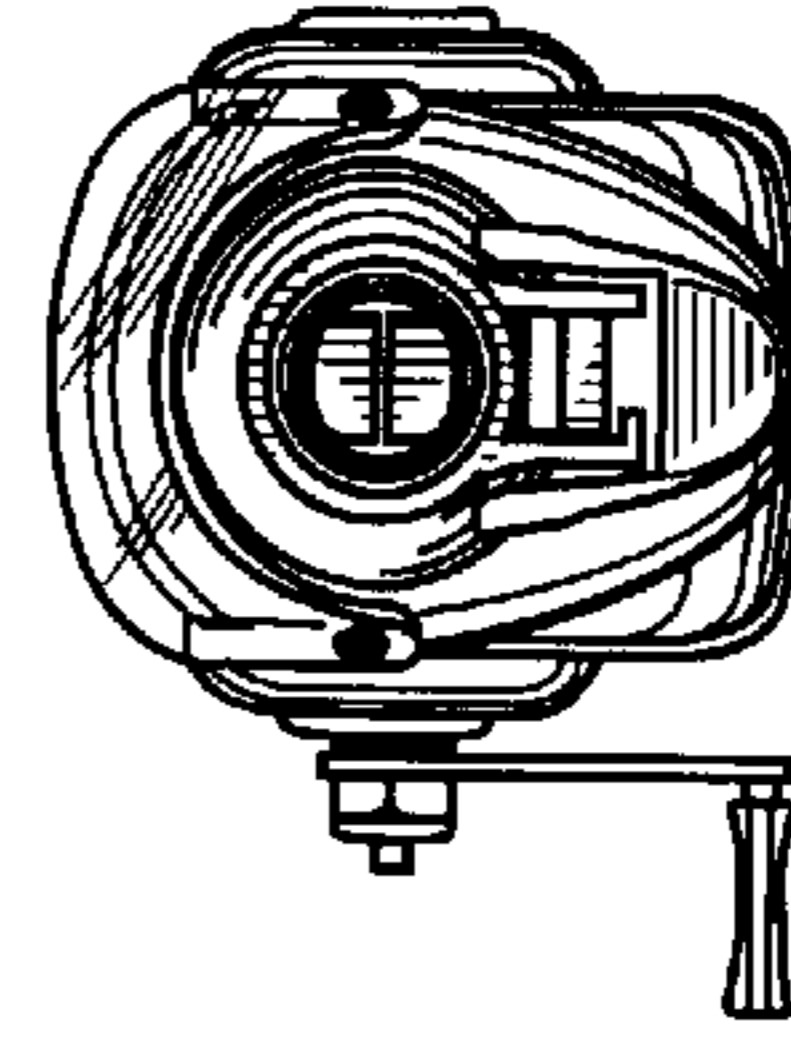


FIG. 6

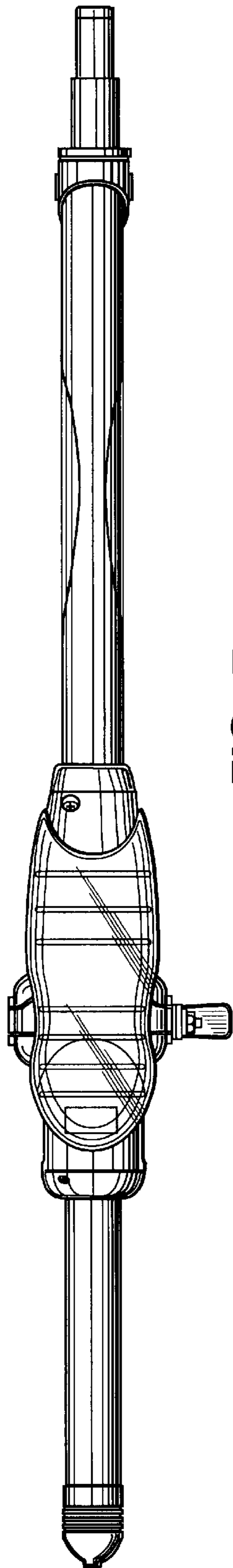


FIG. 7

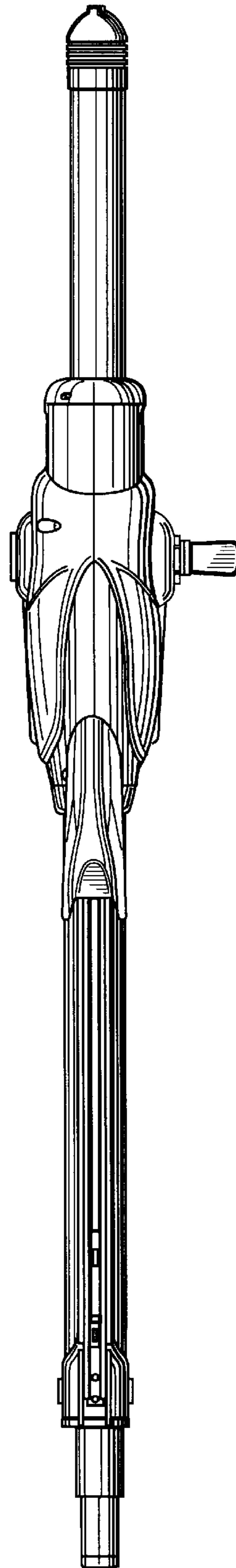


FIG. 8