



US00D518856S

(12) **United States Design Patent**
Russell

(10) **Patent No.:** **US D518,856 S**

(45) **Date of Patent:** **** Apr. 11, 2006**

(54) **IMAGE MARKER**

(76) **Inventor:** **Donald G. Russell**, 86 Windsor Rd.,
Kensington, CT (US) 06037

(**) **Term:** **14 Years**

(21) **Appl. No.:** **29/225,824**

(22) **Filed:** **Mar. 21, 2005**

Related U.S. Application Data

(62) Division of application No. 29/194,634, filed on Nov. 26,
2003, now Pat. No. Des. 506,787.

(51) **LOC (8) Cl.** **19-08**

(52) **U.S. Cl.** **D20/22**

(58) **Field of Classification Search** D20/10,
D20/22, 23, 27, 28, 42, 99; 40/219, 630;
116/200, 234, 291, 298; 356/247; 378/162,
378/165, 205; 428/38, 42.3; 600/414, 437
See application file for complete search history.

(56) **References Cited**

U.S. PATENT DOCUMENTS

D92,405 S	*	6/1934	Klebanow	D20/28
3,583,358 A		6/1971	Hanson, Jr.		
3,924,879 A		12/1975	Wright		
4,180,284 A	*	12/1979	Ashley	283/70
4,274,006 A		6/1981	Caine		
4,345,540 A	*	8/1982	Karmin	116/278
4,680,210 A		7/1987	Corcoran		
4,693,554 A	*	9/1987	Cordes	359/710
4,698,836 A		10/1987	Minasian		
4,764,948 A		8/1988	Hurwitz		
4,833,774 A	*	5/1989	Jacob-Grinschgl et al.	...	29/605
4,951,595 A		8/1990	Bedford, Jr.		
4,953,193 A		8/1990	Robinson		
D312,657 S	*	12/1990	Saffran	D19/34
5,101,756 A		4/1992	Strumbos		
5,167,074 A	*	12/1992	Weiss	33/200
D335,686 S	*	5/1993	Christian	D19/65
5,287,397 A		2/1994	Dumsha		
5,323,443 A		6/1994	Lary		
5,368,030 A		11/1994	Zinreich et al.		

5,469,847 A		11/1995	Zinreich et al.		
5,609,827 A	*	3/1997	Russell et al.	422/102
5,732,122 A		3/1998	Tibbals		
5,848,125 A		12/1998	Arnett		
6,198,807 B1		3/2001	DeSena		
6,231,508 B1		5/2001	Miller et al.		
6,354,737 B1		3/2002	Hufe et al.		
6,356,621 B1		3/2002	Furumori et al.		
6,662,694 B1	*	12/2003	Rankin, Sr.	83/13
6,705,037 B1	*	3/2004	Van Kirk	42/126
6,729,062 B1	*	5/2004	Thomas et al.	42/122
D506,787 S	*	6/2005	Russell	D20/22
2002/0082948 A1		6/2002	Panelli		
2005/0000133 A1	*	1/2005	Russell	40/630

FOREIGN PATENT DOCUMENTS

EP		0 545 959 B1		11/1994
EP		0 648 610 B1		6/1998
EP		0 984 864 B1		7/2002
JP		10165391 A		6/1998

* cited by examiner

Primary Examiner—Robert M. Spear

(74) *Attorney, Agent, or Firm*—McCarter & English, LLP

(57) **CLAIM**

I claim, the ornamental design for an image marker, as shown and described.

DESCRIPTION

FIG. 1 is a front plan view of a marker showing our new design;

FIG. 2 is a left side plan view of the marker of FIG. 1;

FIG. 3 is a top plan view thereof;

FIG. 4 is a rear plan view thereof;

FIG. 5 is a bottom plan view thereof; and,

FIG. 6 is a right side plan view thereof.

The broken lines in the drawings show environmental structure and forms no part of the claimed design. The diagonal lines (or shading lines) are intended to show that the respective portion(s) of the marker are transparent, whereas the claimed portion(s) of the marker that do not include such lines are opaque.

1 Claim, 1 Drawing Sheet

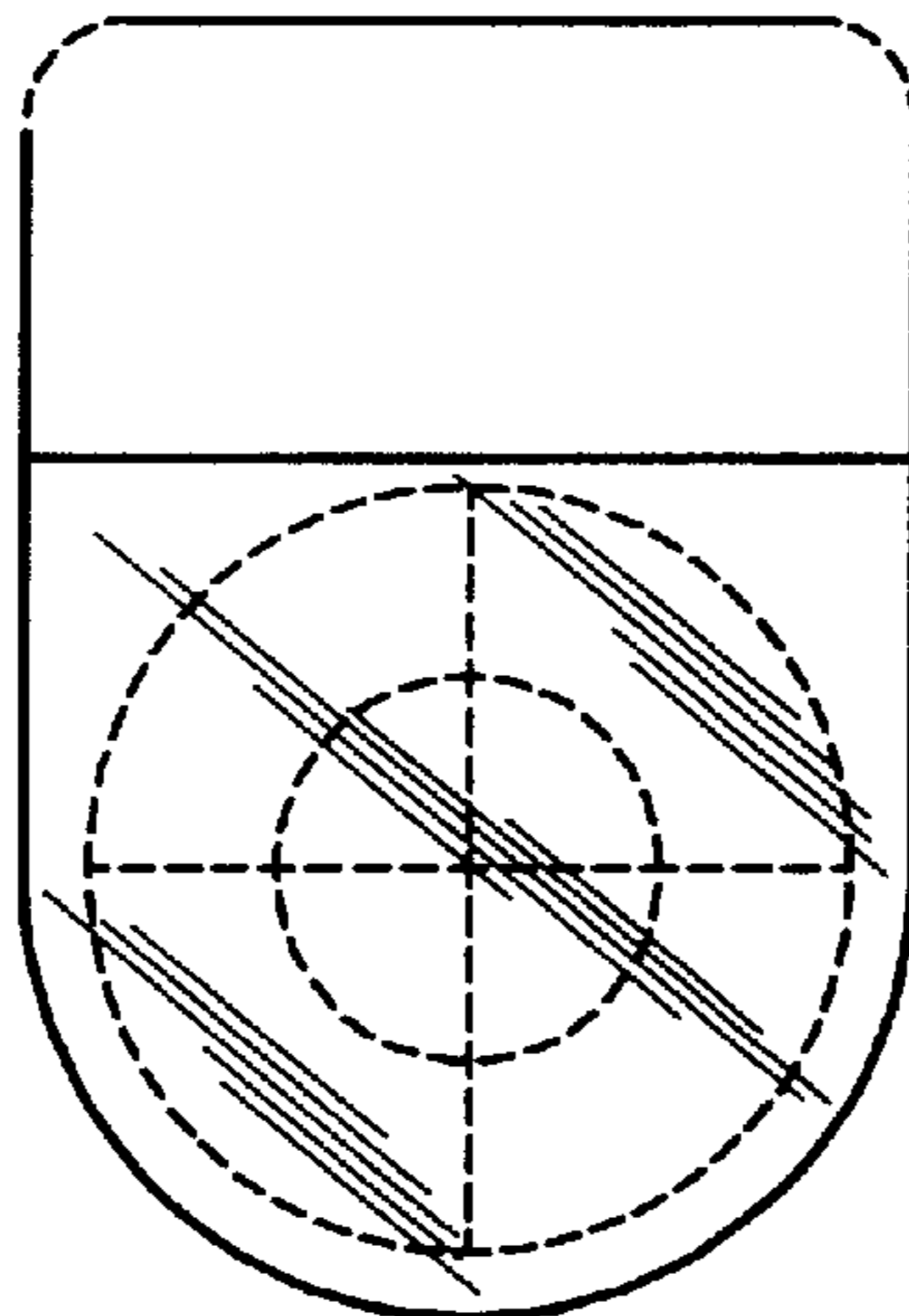


FIG. 3



FIG. 1

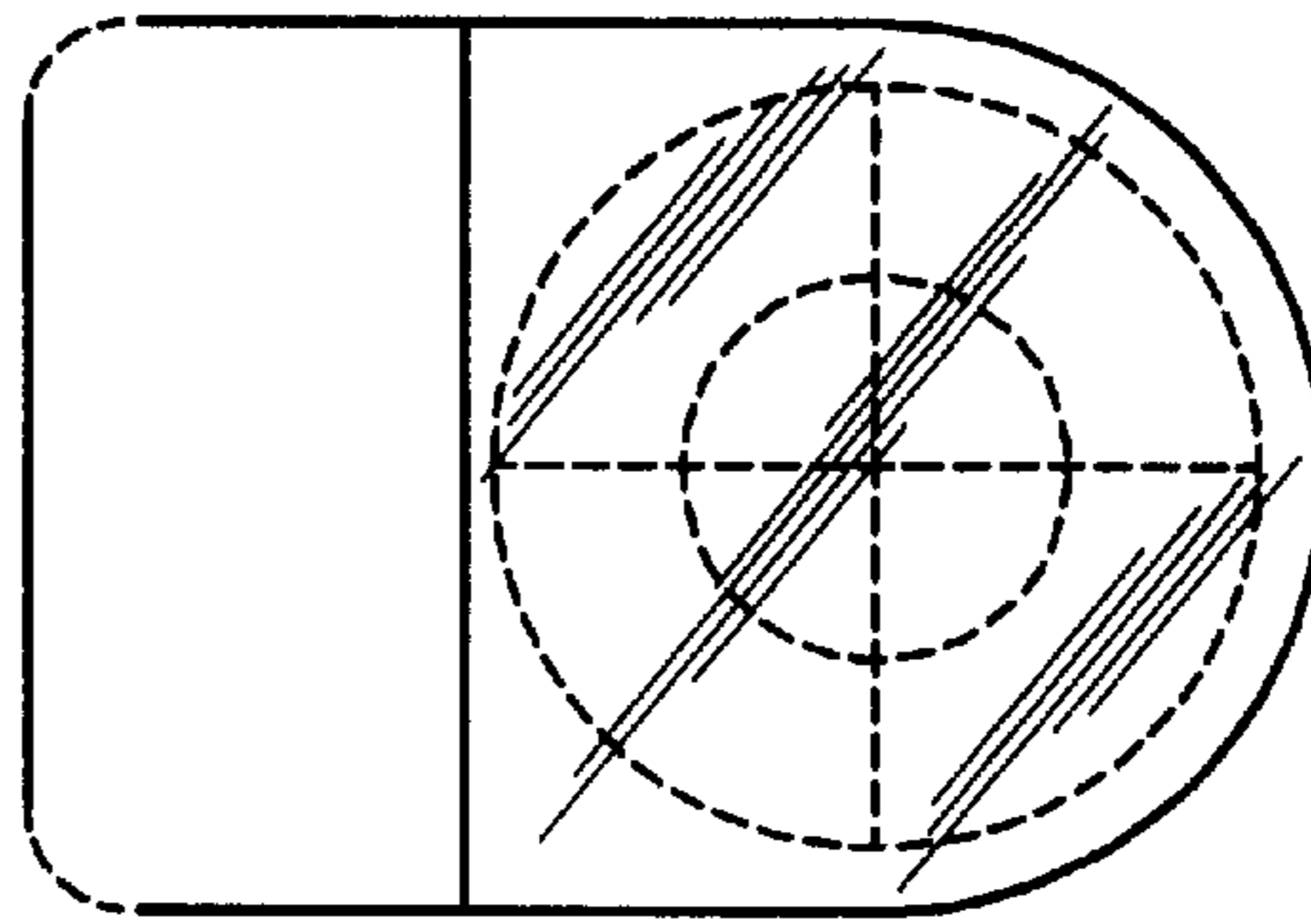


FIG. 2




FIG. 4

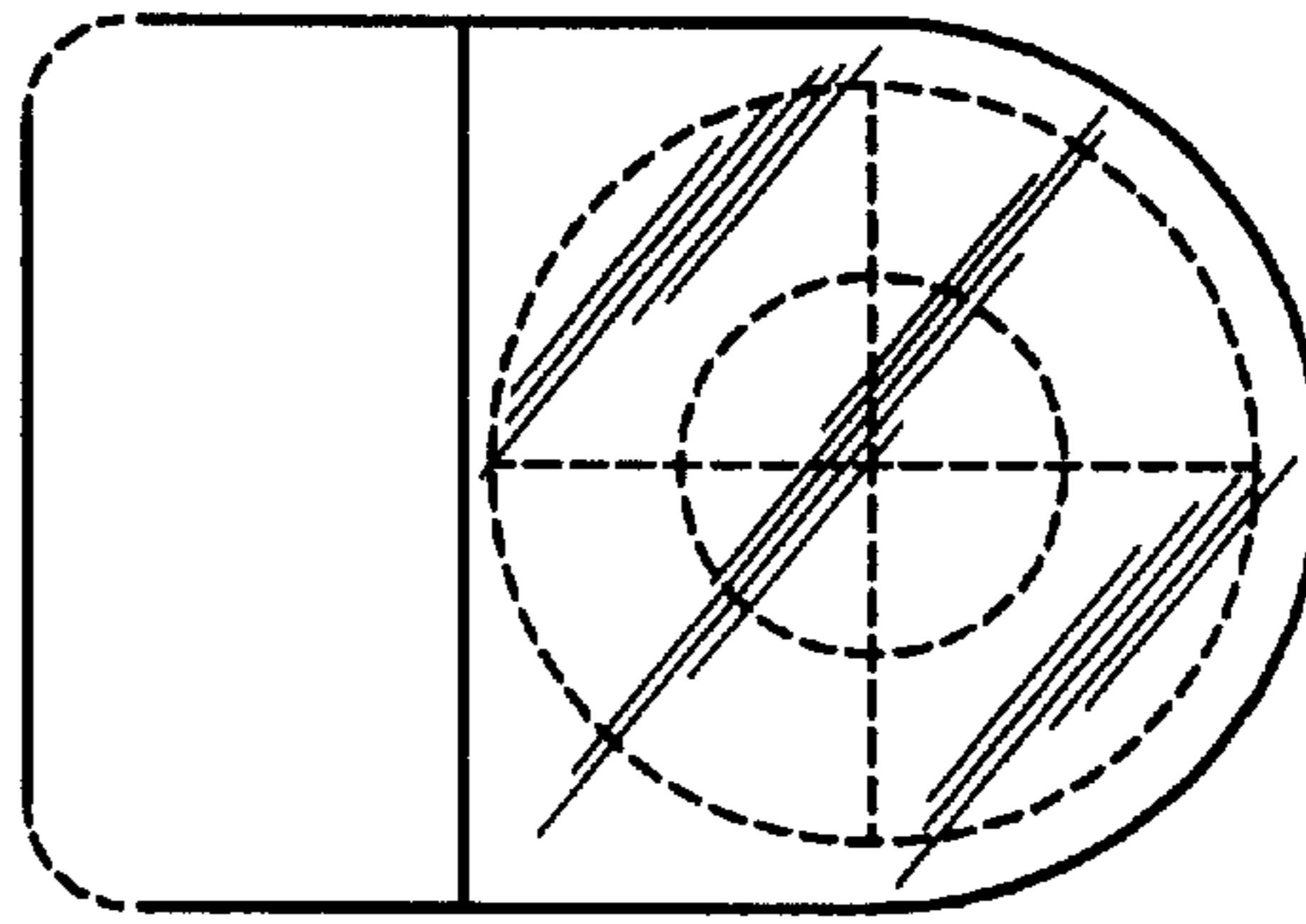


FIG. 6



FIG. 5

