



US00D518855S

(12) **United States Design Patent** (10) **Patent No.:** **US D518,855 S**
Worthington et al. (45) **Date of Patent:** **** Apr. 11, 2006**

(54) **VENDING MACHINE**

D303,894 S * 10/1989 Baus D6/559
D326,800 S * 6/1992 Flum D7/606

(75) Inventors: **Graham Robert Worthington**,
Auckland (NZ); **Graeme Robert**
Charles Riddell, Christchurch (NZ);
Alister John Sides, New South Wales
(AU)

(Continued)

(73) Assignee: **National Vending Asset Management**
Limited, Auckland (NZ)

OTHER PUBLICATIONS

(**) Term: **14 Years**

(21) Appl. No.: **29/204,440**

(22) Filed: **Apr. 28, 2004**

(30) **Foreign Application Priority Data**

Oct. 29, 2003 (EM) 000093216

(51) **LOC (8) Cl.** **20-01**

(52) **U.S. Cl.** **D20/1; D7/306; D7/308**

(58) **Field of Classification Search** D20/1-8,
D20/99; D99/17, 18, 24; 52/103; 194/205,
194/206, 212, 350; 221/75, 92, 94, 95, 96,
221/126, 155, 195; D6/432; D7/306, 307,
D7/308; D15/81; D21/484; D25/113, 119
See application file for complete search history.

Website printout from www.snackmate.com: SM Combo
Max, Aug. 2004, 1 page.
Website printout from www.snackmate.com: SM Combo,
Aug. 2004, 1 page.
Website printout from www.snackmate.com: SM Combo
Plus, Aug. 2004, 1 page.
Website printout from www.snackmate.com: SM8CAN,
Aug. 2004, 1 page.
Website printout from www.snackmate.com: SM4CAN,
Aug. 2004, 1 page.
Website printout from www.snackmate.com: SM4C, Aug.
2004, 1 page.
Website printout from www.snackmate.com: SM3C, Aug.
2004, 1 page.
Website printout from www.snackmate.com: SM3U, Aug.
2004, 1 page.
Website printout from www.snackmate.com: SM2, Aug.
2004, 1 page.

Primary Examiner—Robert M. Spear
(74) *Attorney, Agent, or Firm*—Townsend and Townsend
and Crew LLP

(56) **References Cited**

U.S. PATENT DOCUMENTS

35,978	A	*	7/1862	Smith	52/103
1,274,809	A	*	8/1918	Storm	52/104
2,213,240	A	*	9/1940	Clausen	194/247
D128,056	S	*	7/1941	Obergfell	D10/41
D148,463	S	*	1/1948	Fuller	D20/5
D153,866	S	*	5/1949	Ekstrand	D15/81
D171,129	S	*	12/1953	Goodson	D19/24
D177,894	S	*	6/1956	Brown et al.	D20/6
2,955,239	A	*	10/1960	Rouse	335/285
D190,927	S	*	7/1961	Hodgman	D20/5
D220,762	S	*	5/1971	Dial, Jr. et al.	D6/559
D259,369	S	*	5/1981	Splendor	D99/24
D269,093	S	*	5/1983	Bachmann et al.	D20/5
4,666,799	A	*	5/1987	Runquist et al.	429/101

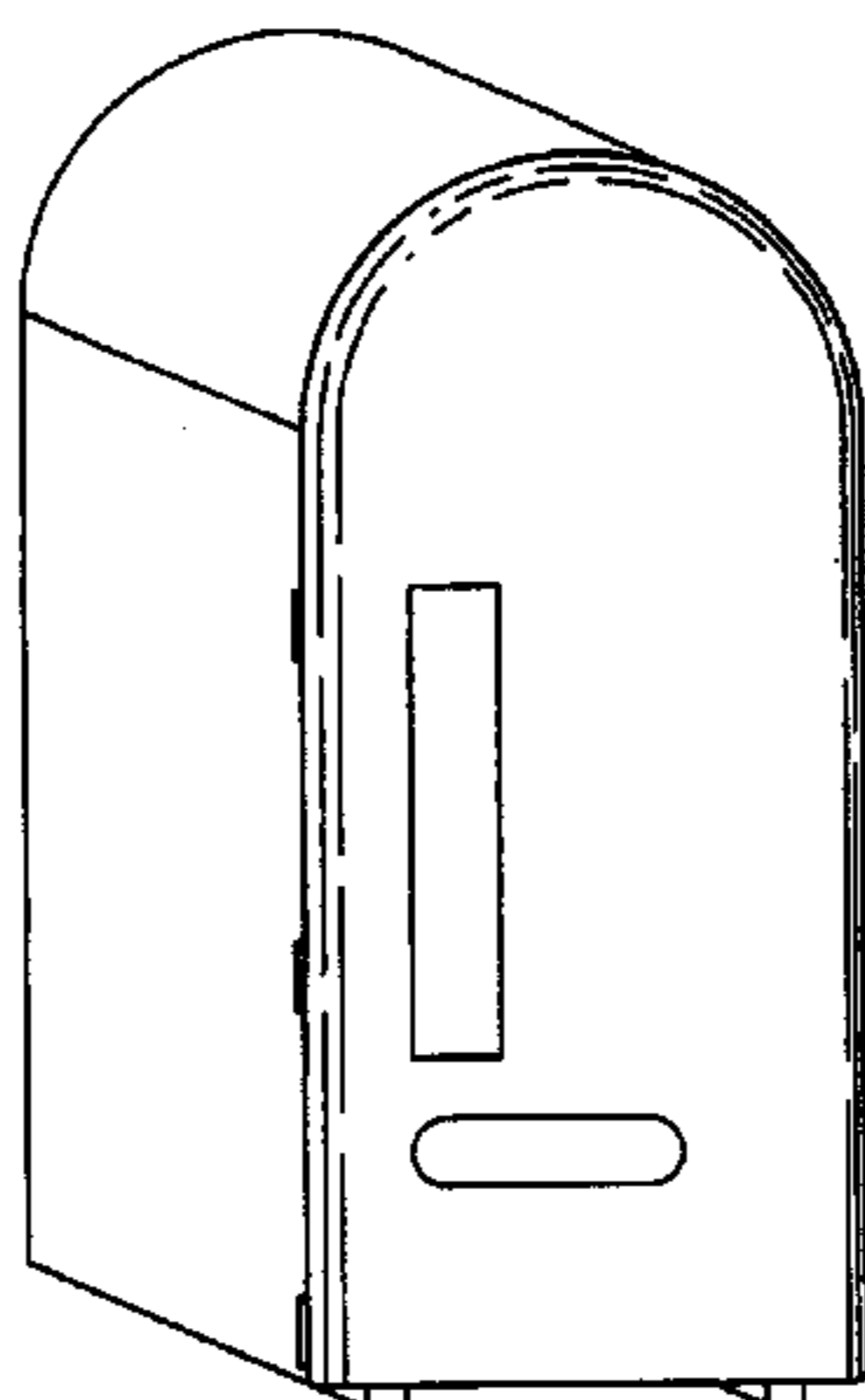
(57) **CLAIM**

The ornamental design for a vending machine, as shown and described.

DESCRIPTION

FIG. 1 is a perspective view from the front, one side and above of the vending machine;
FIG. 2 is a front view of the vending machine;
FIG. 3 is a back view of the vending machine;
FIG. 4 is a view from a first side of the vending machine;
FIG. 5 is a view from a second side of the vending machine;
FIG. 6 is a plan view of the vending machine; and,
FIG. 7 is an underside view of the vending machine.

1 Claim, 4 Drawing Sheets



US D518,855 S

Page 2

U.S. PATENT DOCUMENTS

D326,801 S	*	6/1992	Flum	D7/606	D404,378 S	*	1/1999	Murphy et al.	D14/312
D328,924 S	*	8/1992	Hamilton	385/16	D421,464 S	*	3/2000	Risolia	D20/6
D344,979 S	*	3/1994	Cohen	D20/10	D437,149 S	*	2/2001	Klein	D6/433
D366,249 S	*	1/1996	Hill et al.	D14/311	D449,418 S	*	10/2001	Robinson	D99/5
D366,648 S	*	1/1996	Hill et al.	D14/308	6,398,590 B1	*	6/2002	Banas et al.	439/668
D366,651 S	*	1/1996	Hill et al.	D14/363	D463,395 S	*	9/2002	Newcomb et al.	D14/173
D374,461 S	*	10/1996	Greenlee	366/336	6,609,969 B1	*	8/2003	Luciano et al.	463/16
D377,052 S	*	12/1996	Woodard	D20/2	D487,932 S	*	3/2004	Crooks	D25/113
D390,880 S	*	2/1998	Kramer et al.	D20/19	6,800,027 B1	*	10/2004	Giobbi et al.	463/24
D398,652 S		9/1998	Johnson						

* cited by examiner

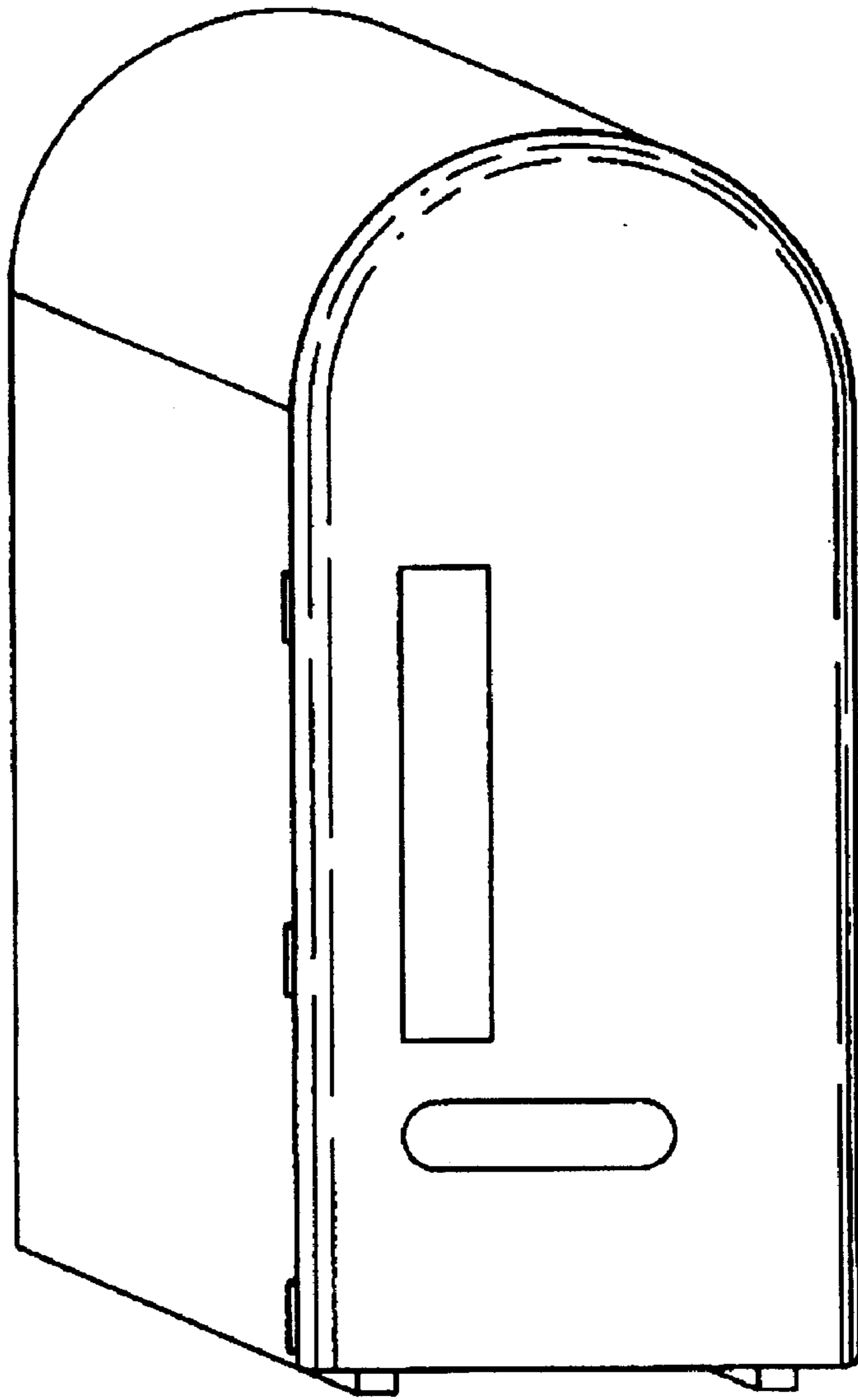


Fig. 1

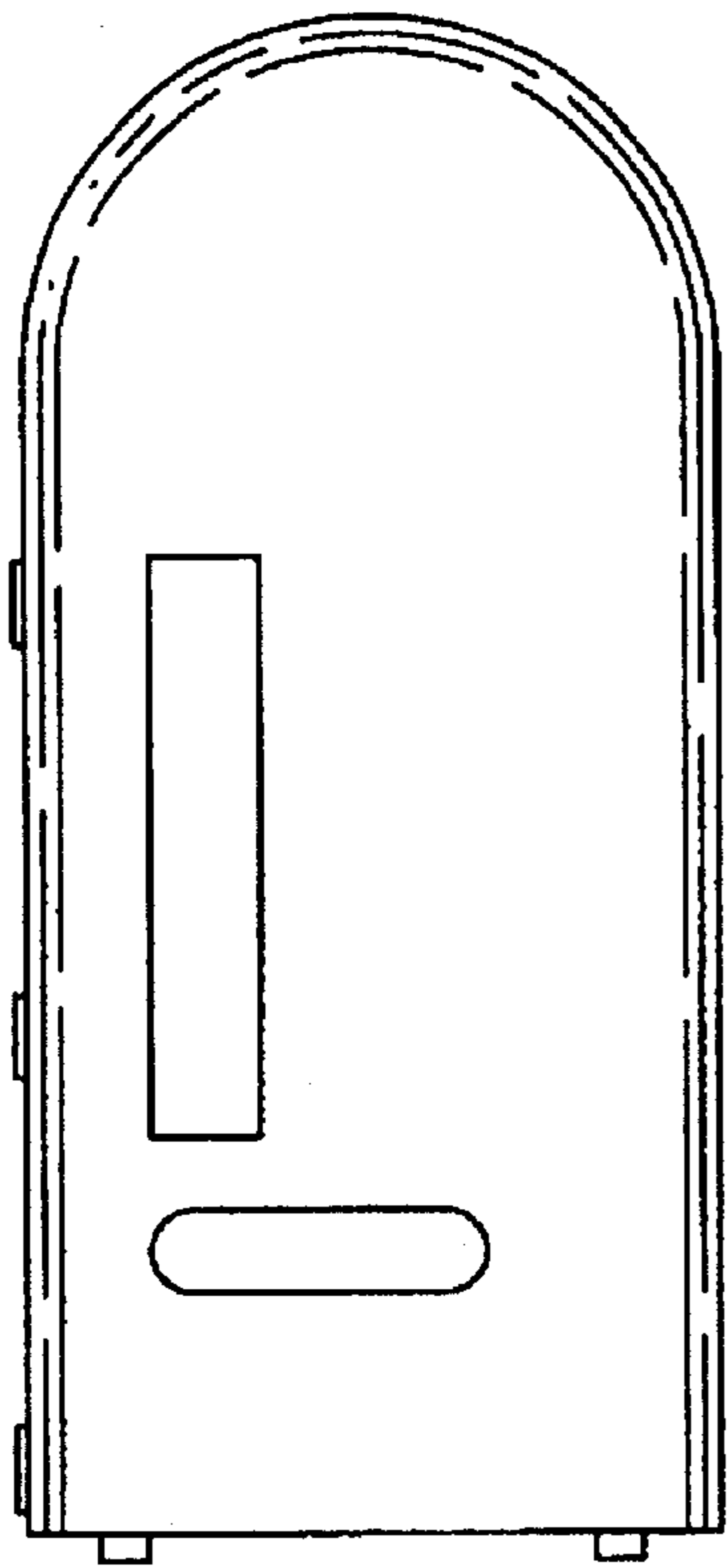


Fig. 2




Fig. 3




Fig.4




Fig.5




Fig. 6

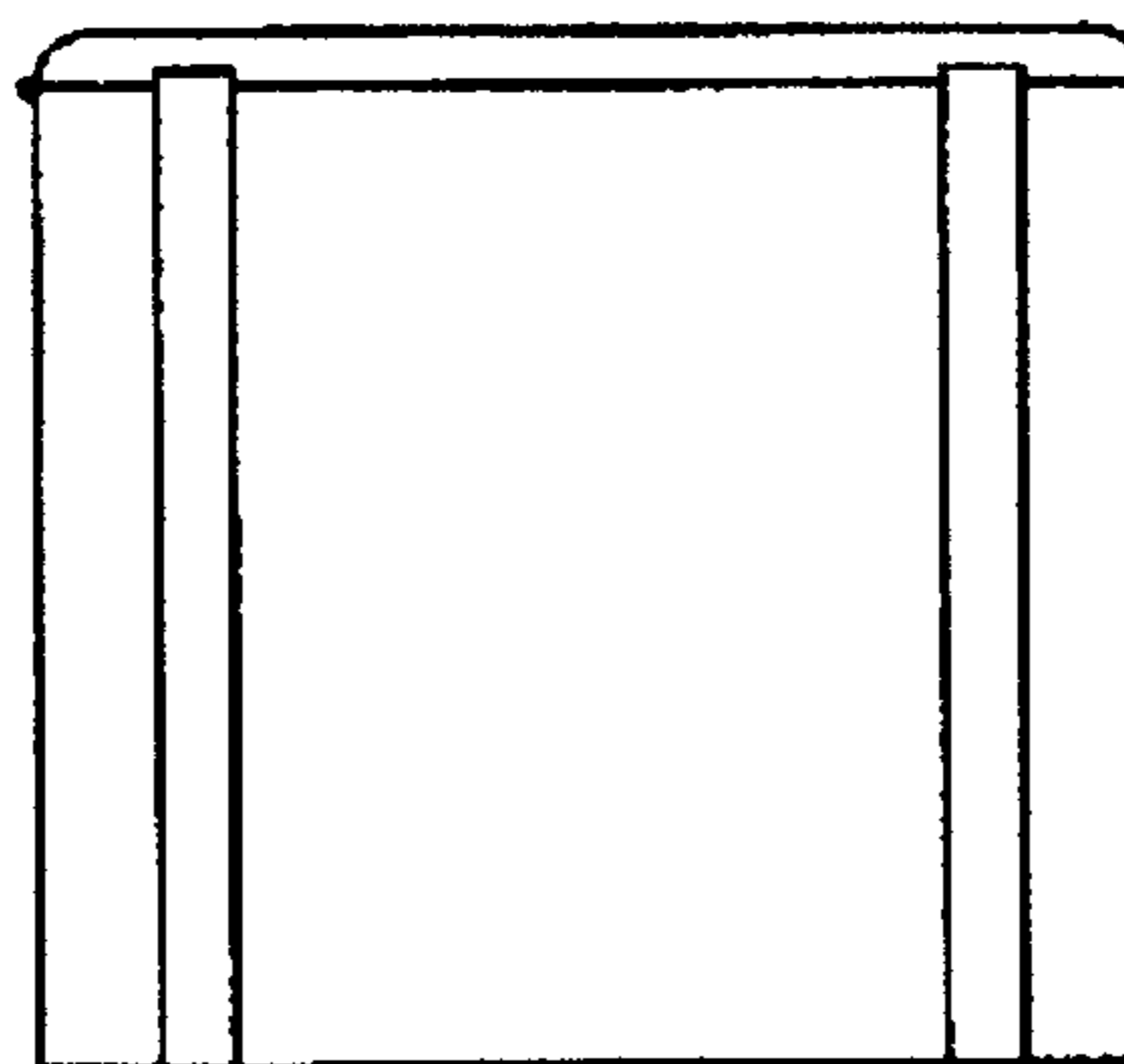


Fig. 7