



US00D518846S

(12) **United States Design Patent**
Krefman

(10) **Patent No.:** **US D518,846 S**

(45) **Date of Patent:** **** Apr. 11, 2006**

(54) **EYEGLASSES**

(76) Inventor: **Ronald Krefman**, 2086 Park La.,
Highland Park, IL (US) 60035

(**) Term: **14 Years**

(21) Appl. No.: **29/194,674**

(22) Filed: **Nov. 26, 2003**

(51) **LOC (8) Cl.** **16-06**

(52) **U.S. Cl.** **D16/315**

(58) **Field of Classification Search** D16/300–330,
D16/101, 332–338; D29/109–110; D24/110.2;
351/41, 44, 51–52, 158, 92, 103–111, 130,
351/61, 114–119, 122–123; 2/426–432, 448,
2/441, 447, 434–437

See application file for complete search history.

(56) **References Cited**

U.S. PATENT DOCUMENTS

D209,016 S * 10/1967 Weissman 351/61
D408,432 S * 4/1999 Jumara D16/306
D436,613 S * 1/2001 Chao D16/315

OTHER PUBLICATIONS

Ben Silver catalog, p. 81, 2002.*

Attached Exhibit 1: Printout of photograph of eyeglasses
which have been on sale for more than one year prior to the
filing of the present application.

Attached Exhibit 2: Printout of photograph of eyeglasses
which have been on sale for more than one year prior to the
filing of the present application.

* cited by examiner

Primary Examiner—Raphael Barkai

(74) *Attorney, Agent, or Firm*—Law Office of Marc D.
Machtinger, Ltd.

(57) **CLAIM**

What is claimed is the ornamental design for “eyeglasses,”
as shown and described.

DESCRIPTION

FIG. 1 is a frontal view of the eyeglasses of the present
design;

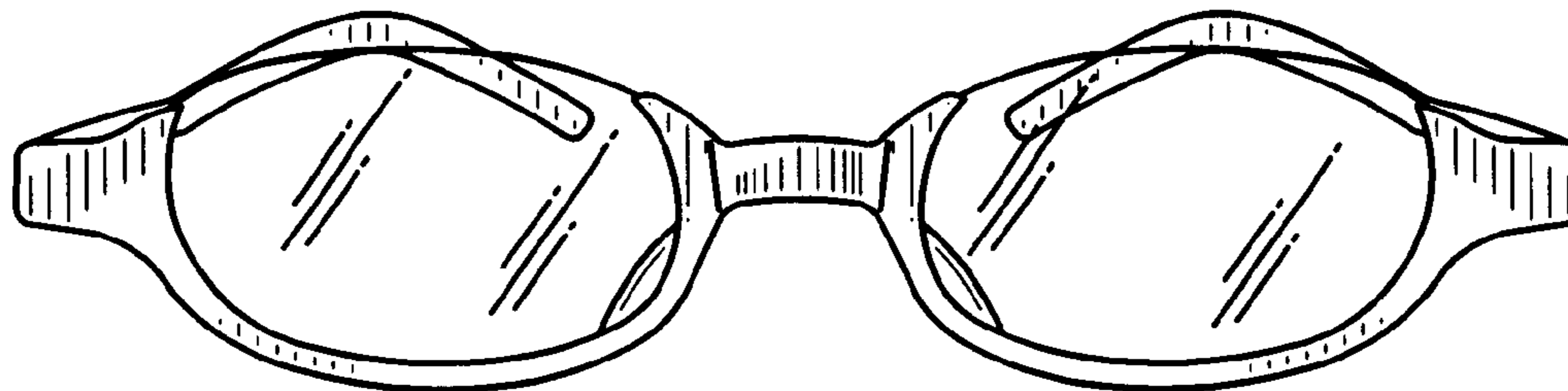
FIG. 2 is a left side view thereof; the right side view being
identical in mirror image thereto;

FIG. 3 is a top view thereof;

FIG. 4 is a back view thereof; and,

FIG. 5 is a bottom view thereof.

1 Claim, 2 Drawing Sheets



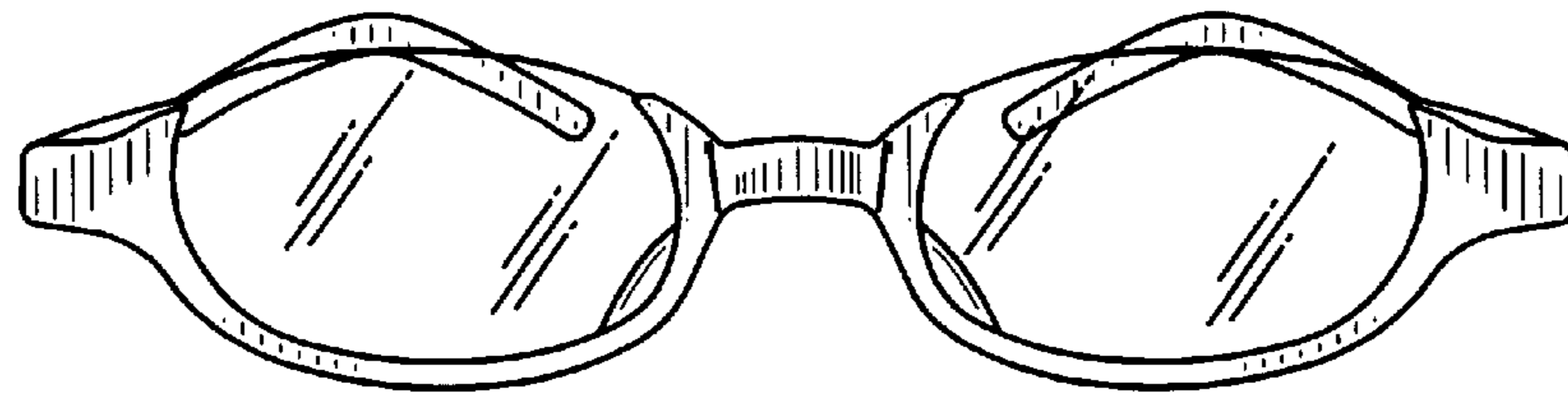


FIG. 1



FIG. 2

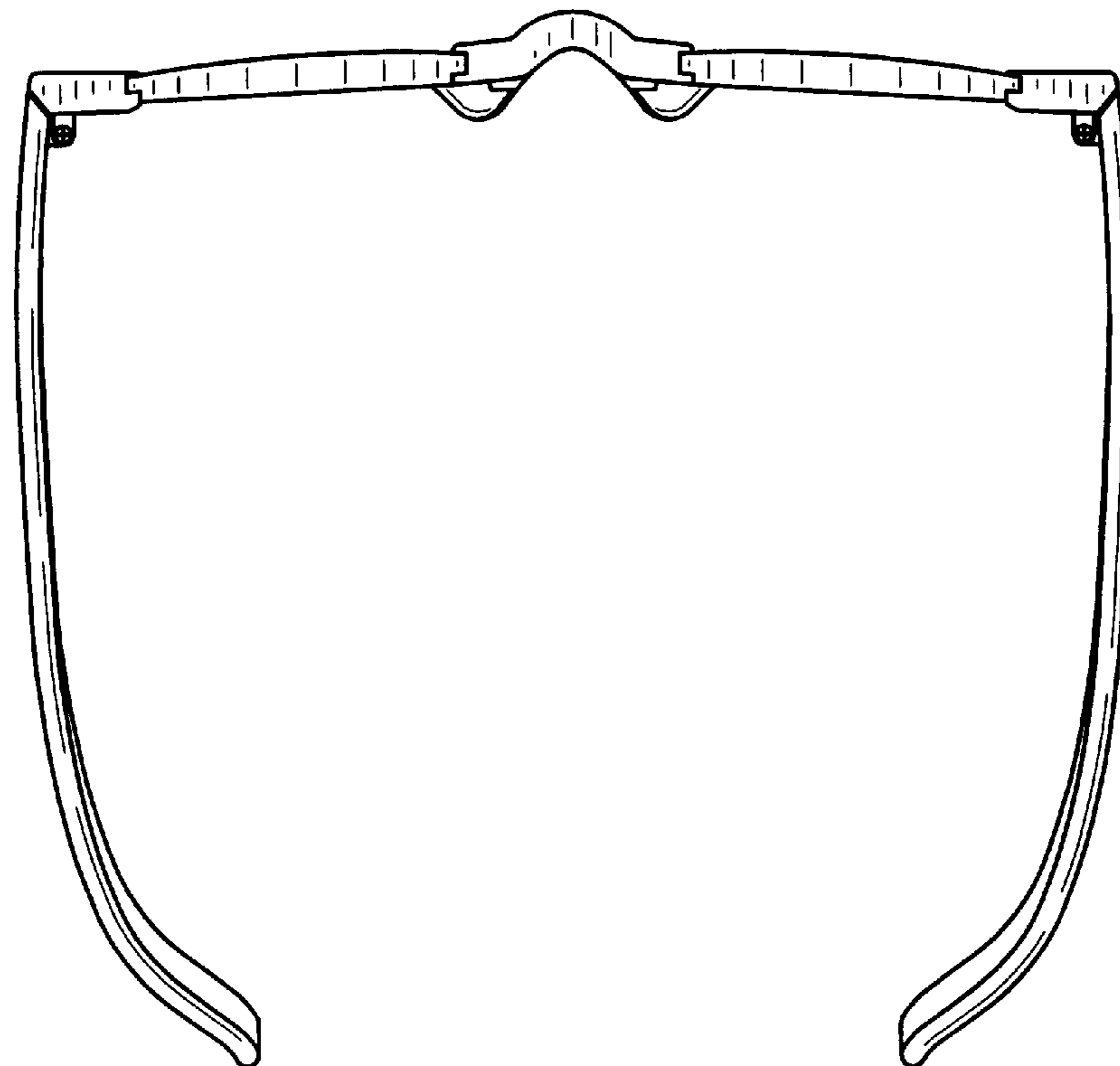


FIG. 3

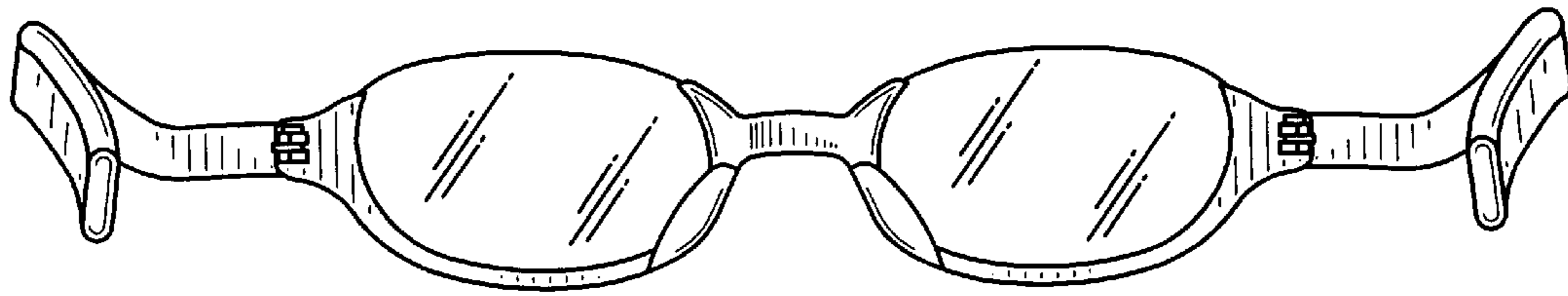


FIG. 4

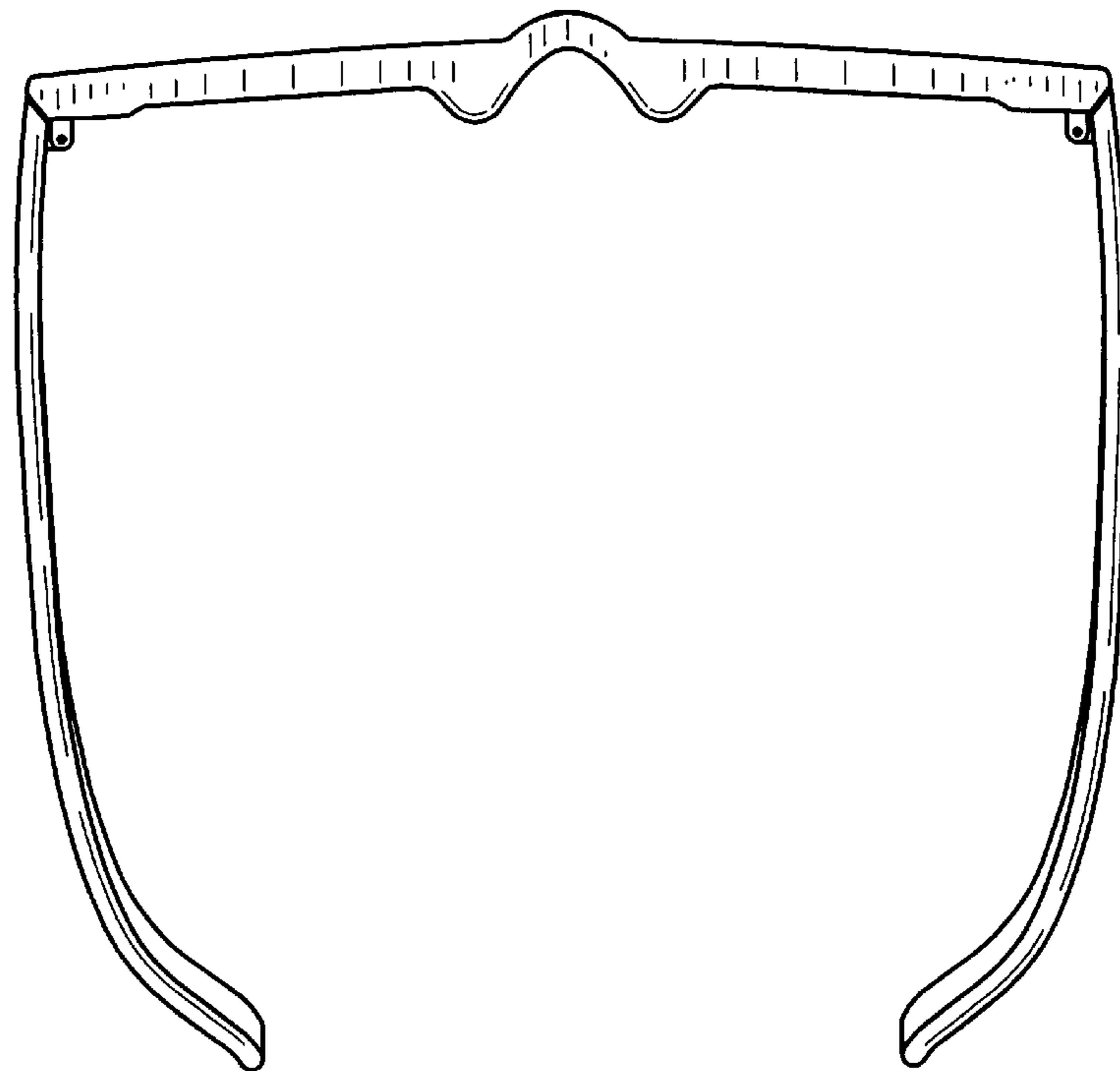


FIG. 5