



US00D518836S

(12) **United States Design Patent** (10) **Patent No.:** **US D518,836 S**  
**Reese et al.** (45) **Date of Patent:** **\*\* Apr. 11, 2006**

(54) **TOP SIGN FOR REFRIGERATED MERCHANDISER**  
(75) Inventors: **Robert J. Reese**, Spartanburg, SC (US);  
**Wendell G. Wilson**, Marietta, GA (US)  
(73) Assignee: **Carrier Commerical Refrigeration, Inc.**, Charlotte, NC (US)  
(\*\*) Term: **14 Years**

D386,502 S \* 11/1997 Sholl ..... D15/79  
D402,138 S 12/1998 Trulaske, Sr.  
D416,713 S 11/1999 Trulaske, Sr.  
D421,534 S 3/2000 Trulaske, Sr. et al.  
D424,582 S \* 5/2000 Bardin et al. .... D6/509  
D438,879 S \* 3/2001 Tombs ..... D15/81  
D439,914 S 4/2001 Trulaske, Sr.  
D444,966 S \* 7/2001 Trulaske et al. .... D6/472  
D452,395 S 12/2001 Trulaske, Sr.

\* cited by examiner

(21) Appl. No.: **29/224,270**  
(22) Filed: **Feb. 28, 2005**

*Primary Examiner*—Nanda Bondade  
*Assistant Examiner*—Shanda C. Hill  
(74) *Attorney, Agent, or Firm*—Wall Marjama & Bilinski LLP

(51) **LOC (8) Cl.** ..... **15-07**  
(52) **U.S. Cl.** ..... **D15/89**  
(58) **Field of Classification Search** ..... D15/79-91;  
D6/470, 472, 479, 509; 312/114-117, 128,  
312/236, 401, 36, 72; 220/349, 592.1, 592.2,  
220/592.3, 592.4; 62/246-255, 331, 337,  
62/440-449

(57) **CLAIM**

The ornamental design for a top sign for refrigerated merchandiser, as shown and described.

See application file for complete search history.

**DESCRIPTION**

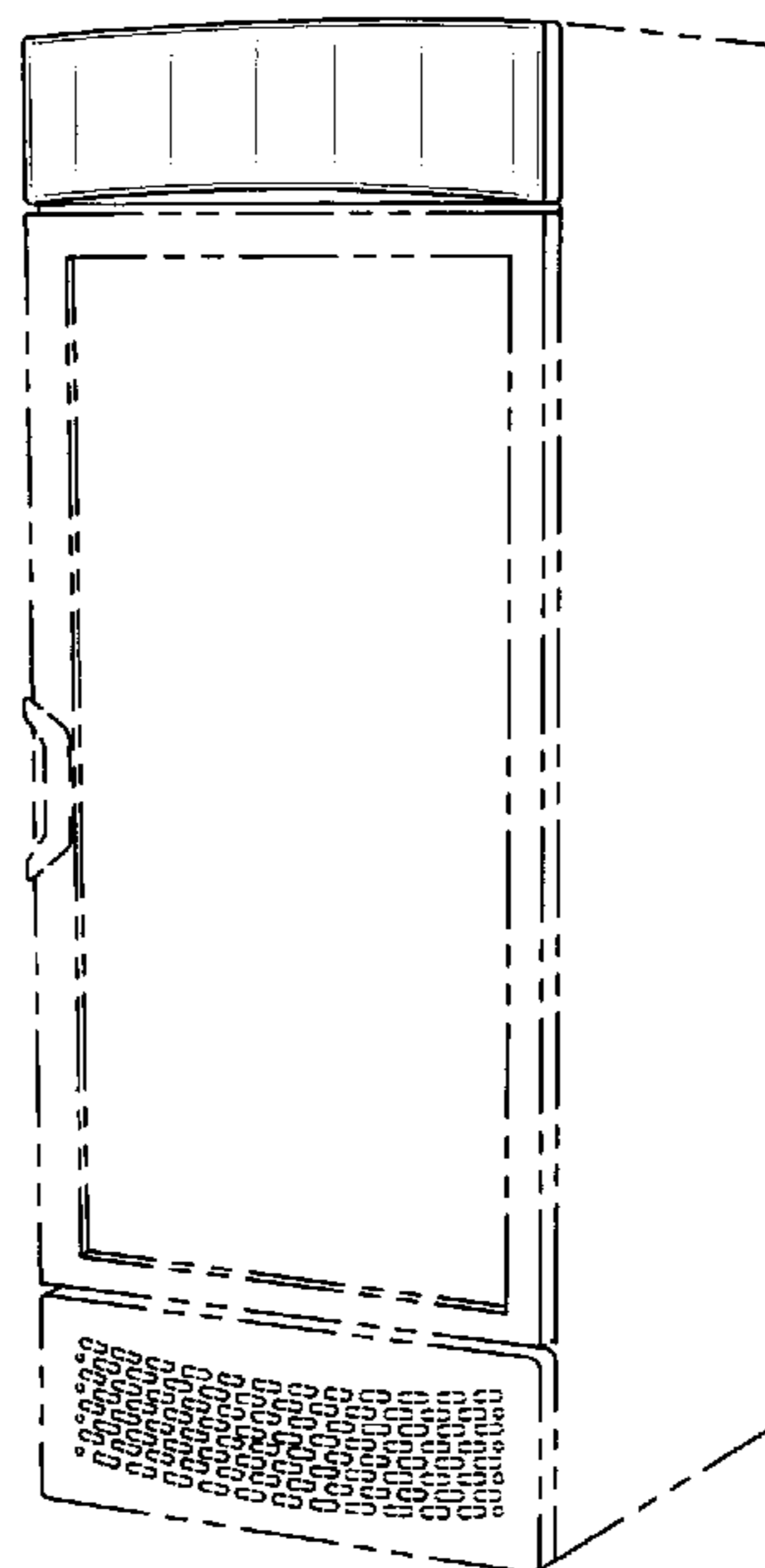
(56) **References Cited**

**U.S. PATENT DOCUMENTS**

D78,961 S \* 7/1929 Martin ..... D15/85  
D117,375 S \* 10/1939 Knight ..... D15/88  
D117,377 S \* 10/1939 Knight ..... D15/88  
D153,071 S \* 3/1949 Lundy ..... D15/87  
D188,011 S \* 5/1960 Ferar ..... D15/87  
D200,679 S \* 3/1965 Ferar ..... D15/87  
D265,316 S 7/1982 Trulaske  
D305,672 S 1/1990 Corden et al.  
D350,245 S \* 9/1994 Branz et al. .... D6/472  
D363,398 S 10/1995 Branz et al.  
D365,110 S \* 12/1995 Klein, III ..... D15/85  
D366,049 S \* 1/1996 Matthews ..... D15/85

FIG. 1 is a perspective view of a top sign for refrigerated merchandiser showing our new design;  
FIG. 2 is a front elevational view of FIG. 1;  
FIG. 3 is a left side elevational view of FIG. 1;  
FIG. 4 is a right side elevational view of FIG. 1;  
FIG. 5 is a top plan view of FIG. 1;  
FIG. 6 is a bottom plan view of FIG. 1;  
FIG. 7 is a perspective view of a second embodiment of FIG. 1; and,  
FIG. 8 is a perspective view of a third embodiment of FIG. 1.  
The broken lines shown in the drawing disclosure are for illustrative purposes only and form no part of the claimed design.

**1 Claim, 7 Drawing Sheets**



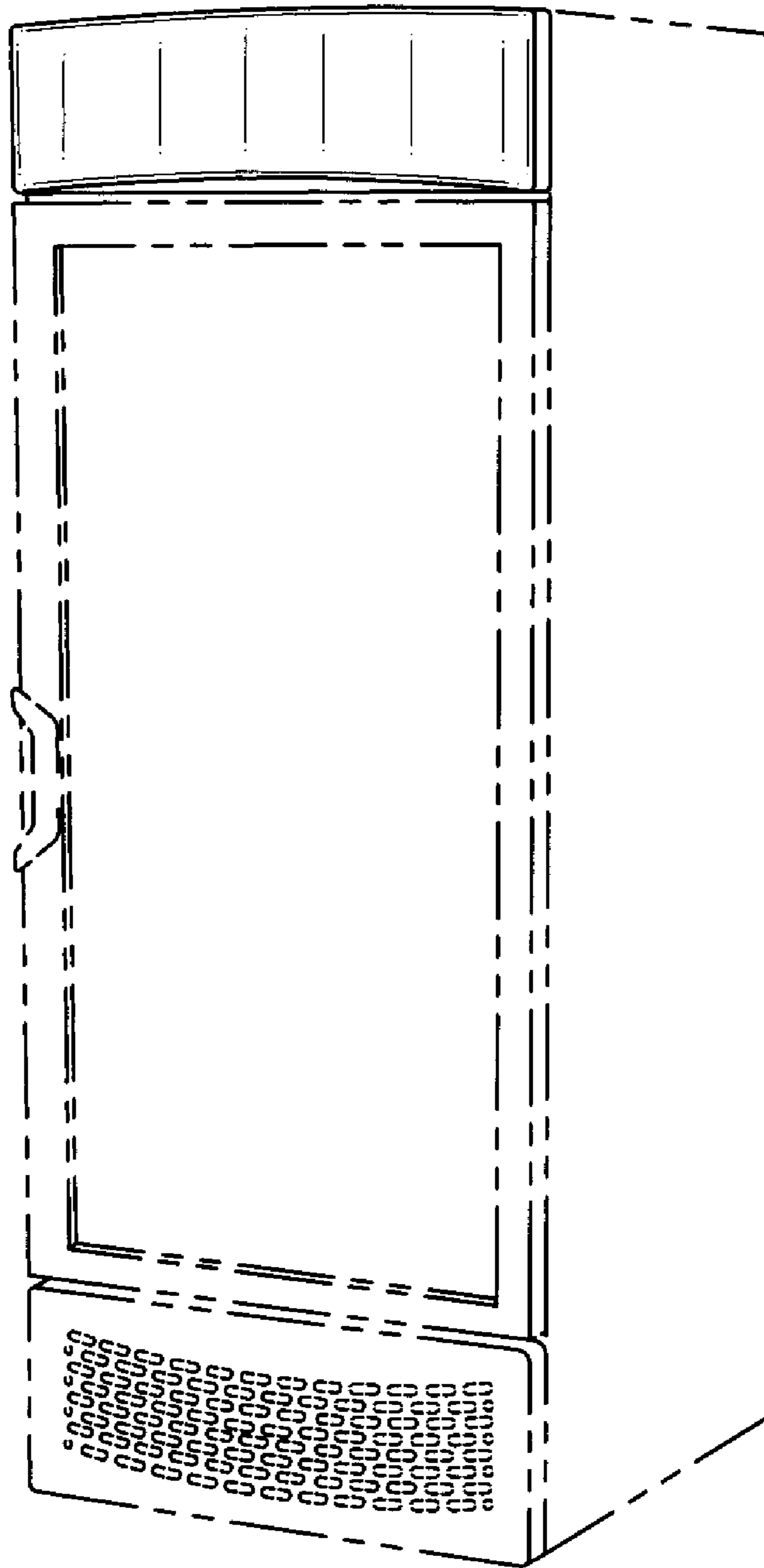


FIG. 1

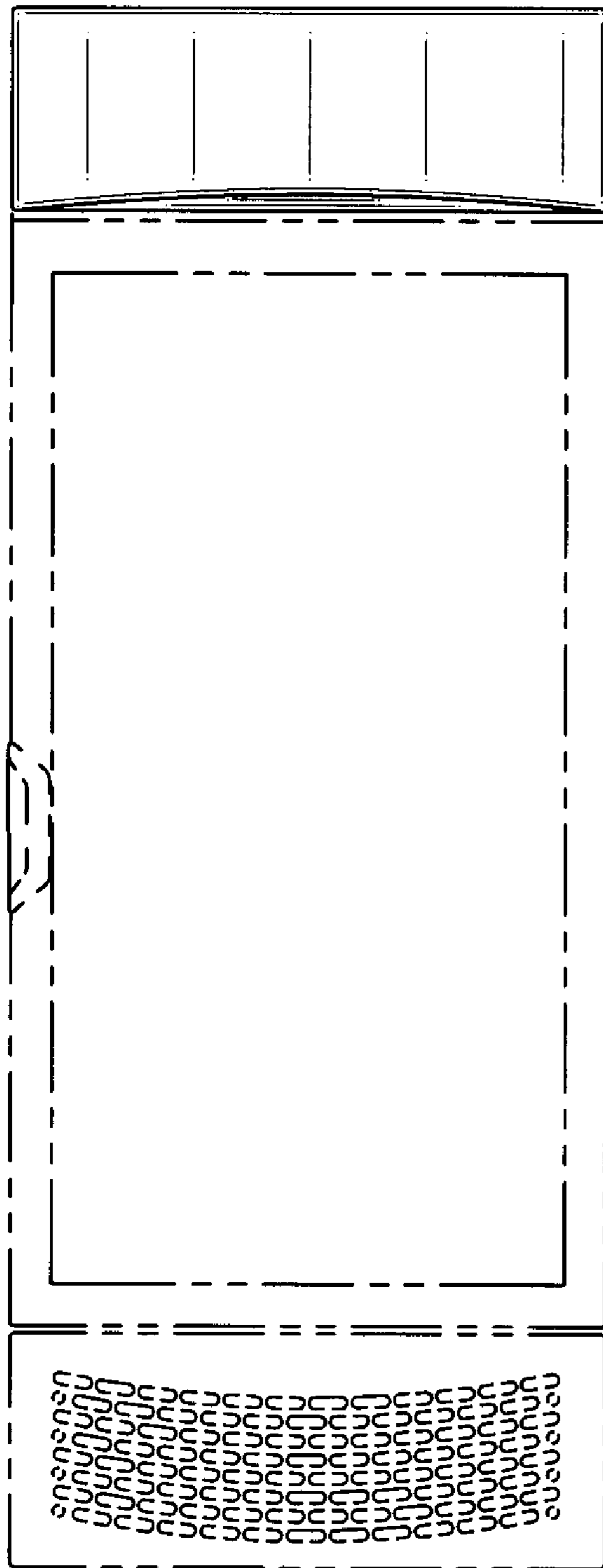


FIG.2

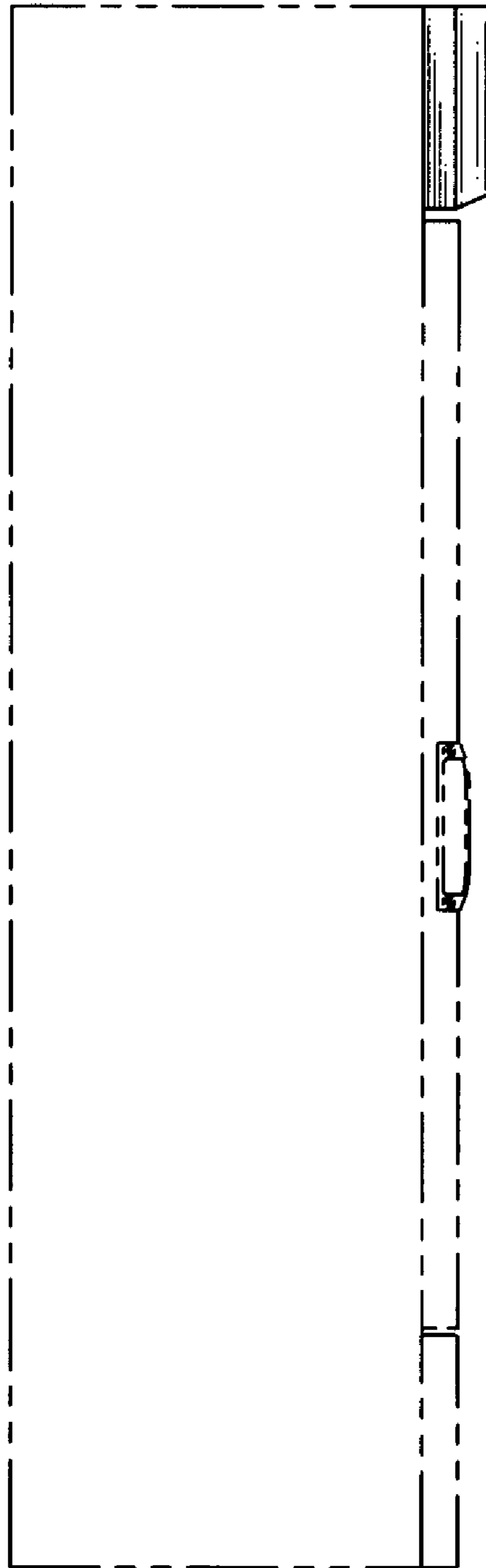


FIG. 3

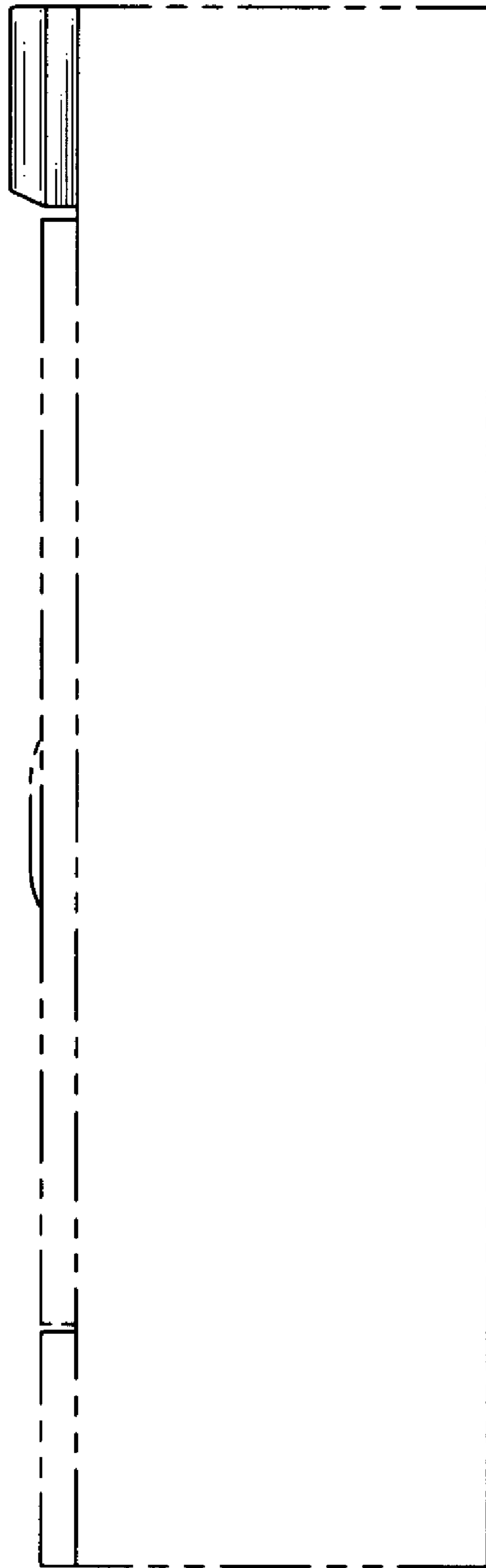


FIG.4

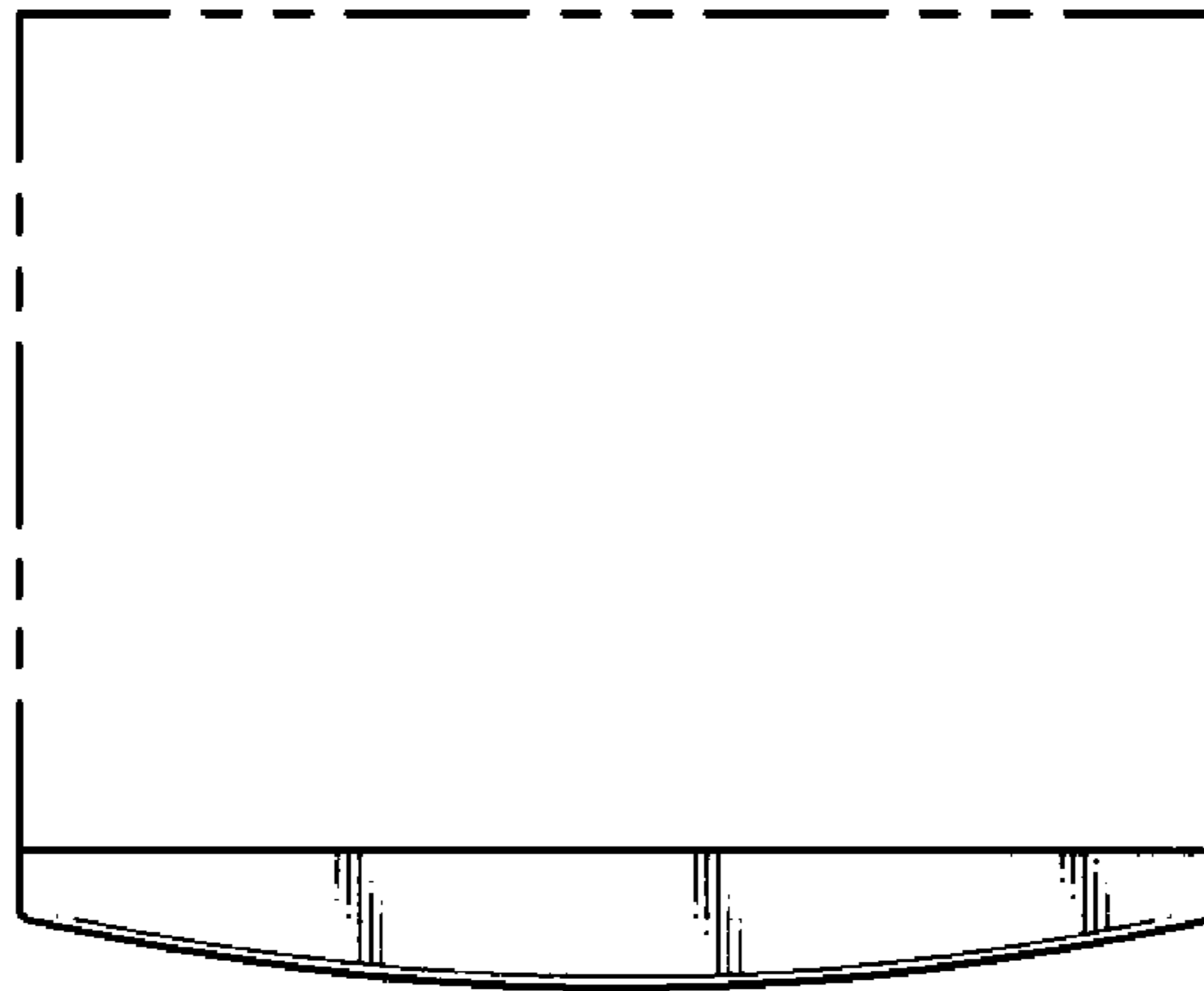


FIG. 5



FIG. 6

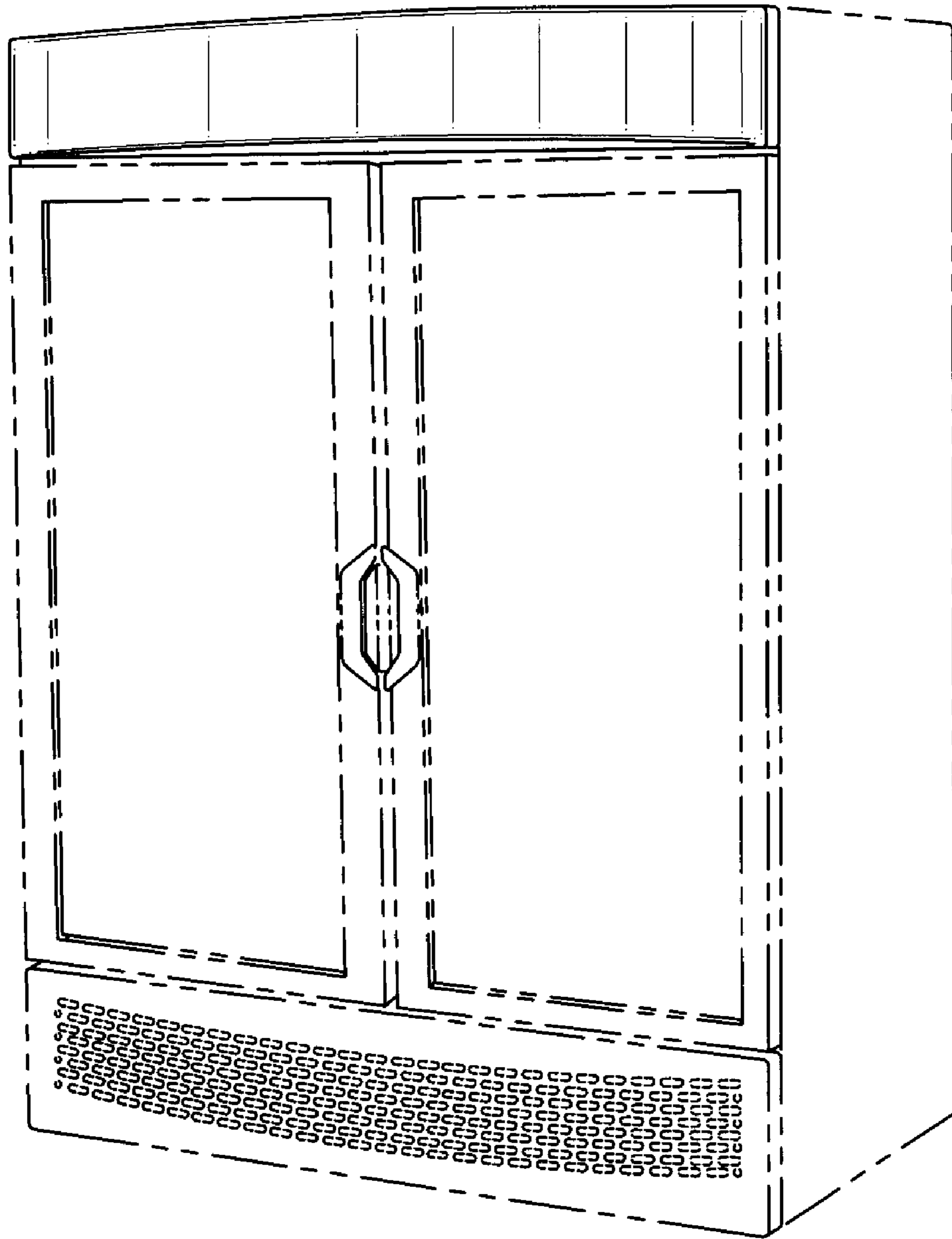


FIG. 7

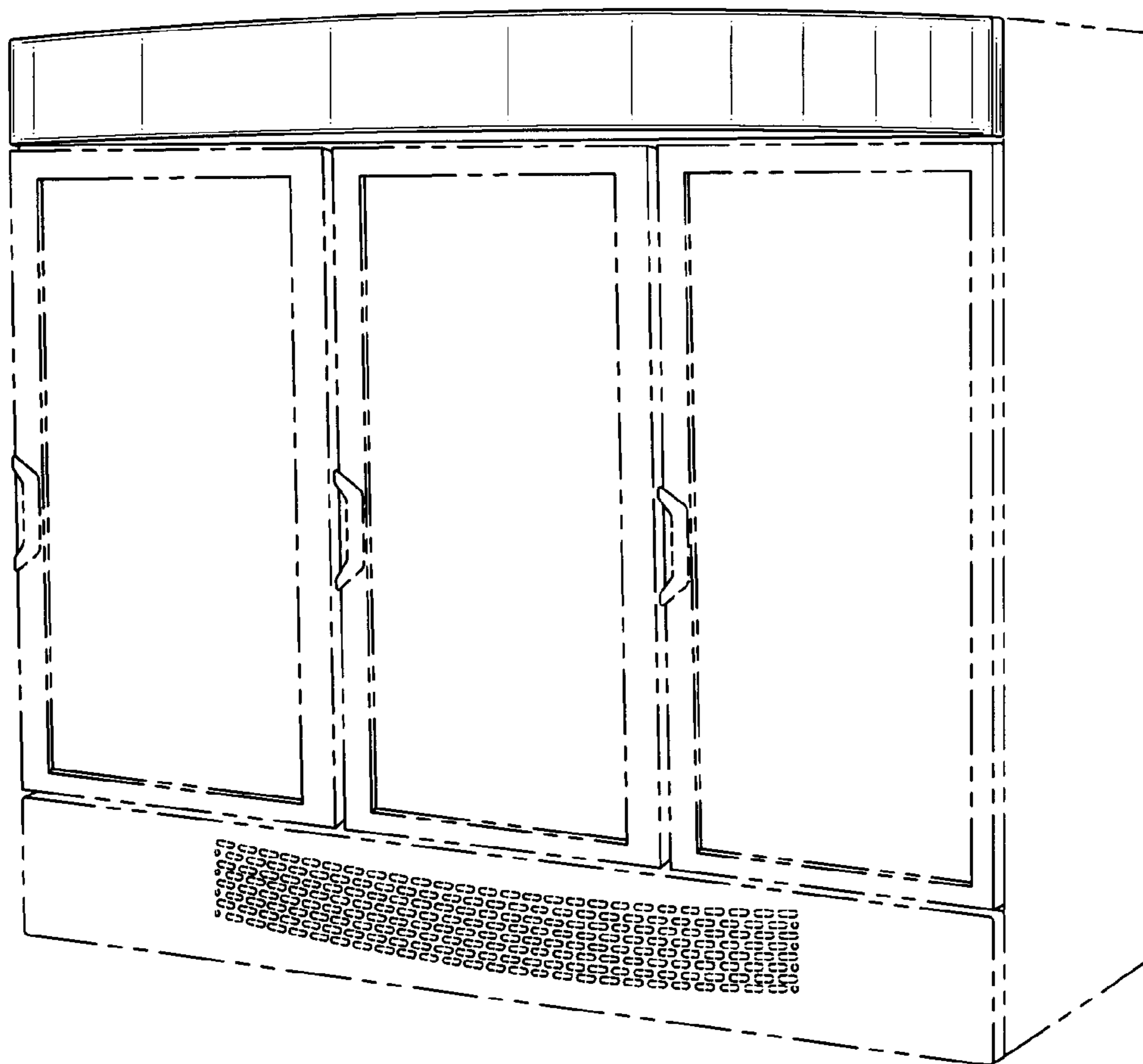


FIG.8