



US00D518832S

(12) **United States Design Patent**
Park et al.

(10) **Patent No.:** **US D518,832 S**
(45) **Date of Patent:** **** Apr. 11, 2006**

(54) **REFRIGERATOR**

(75) Inventors: **Kyung Soo Park**, Seoul (KR); **Sang Hun Kim**, Seoul (KR)

(73) Assignee: **LG Electronics Inc.**, Seoul (KR)

(**) Term: **14 Years**

(21) Appl. No.: **29/202,121**

(22) Filed: **Mar. 26, 2004**

(30) **Foreign Application Priority Data**

Sep. 30, 2003 (KR) 0027460/2003

(51) **LOC (8) Cl.** **15-07**

(52) **U.S. Cl.** **D15/85; D15/81**

(58) **Field of Classification Search** D15/79-88;
D6/468, 472; 62/293, 339, 373, 377, 440-445,
62/457; 312/114-117, 138.1, 139.1, 236,
312/405

See application file for complete search history.

(56) **References Cited**

U.S. PATENT DOCUMENTS

D181,636 S * 12/1957 Ferar D15/88
2,942,438 A * 6/1960 Schmeling 62/377

D276,048 S * 10/1984 Harris D15/86
D326,461 S * 5/1992 Nakao et al. D15/86
D429,259 S * 8/2000 Goshima et al. D15/86
D457,536 S * 5/2002 Goshima et al. D15/86
D491,204 S * 6/2004 Sagawa et al. D15/86
D508,249 S * 8/2005 Seok et al. D15/86

* cited by examiner

Primary Examiner—Mitchell Siegel

Assistant Examiner—Shanda C. Hill

(74) *Attorney, Agent, or Firm*—Birch, Stewart, Kolasch & Birch, LLP

(57) **CLAIM**

The ornamental design for a refrigerator, as shown.

DESCRIPTION

FIG. 1 is a front, right perspective view of the refrigerator showing our new design;

FIG. 2 is a front view thereof;

FIG. 3 is a rear view thereof;


FIG. 4 is a left-side view thereof;

FIG. 5 is a right-side view thereof;

FIG. 6 is a top view thereof; and,

FIG. 7 is a bottom view thereof.

1 Claim, 4 Drawing Sheets






FIG. 1

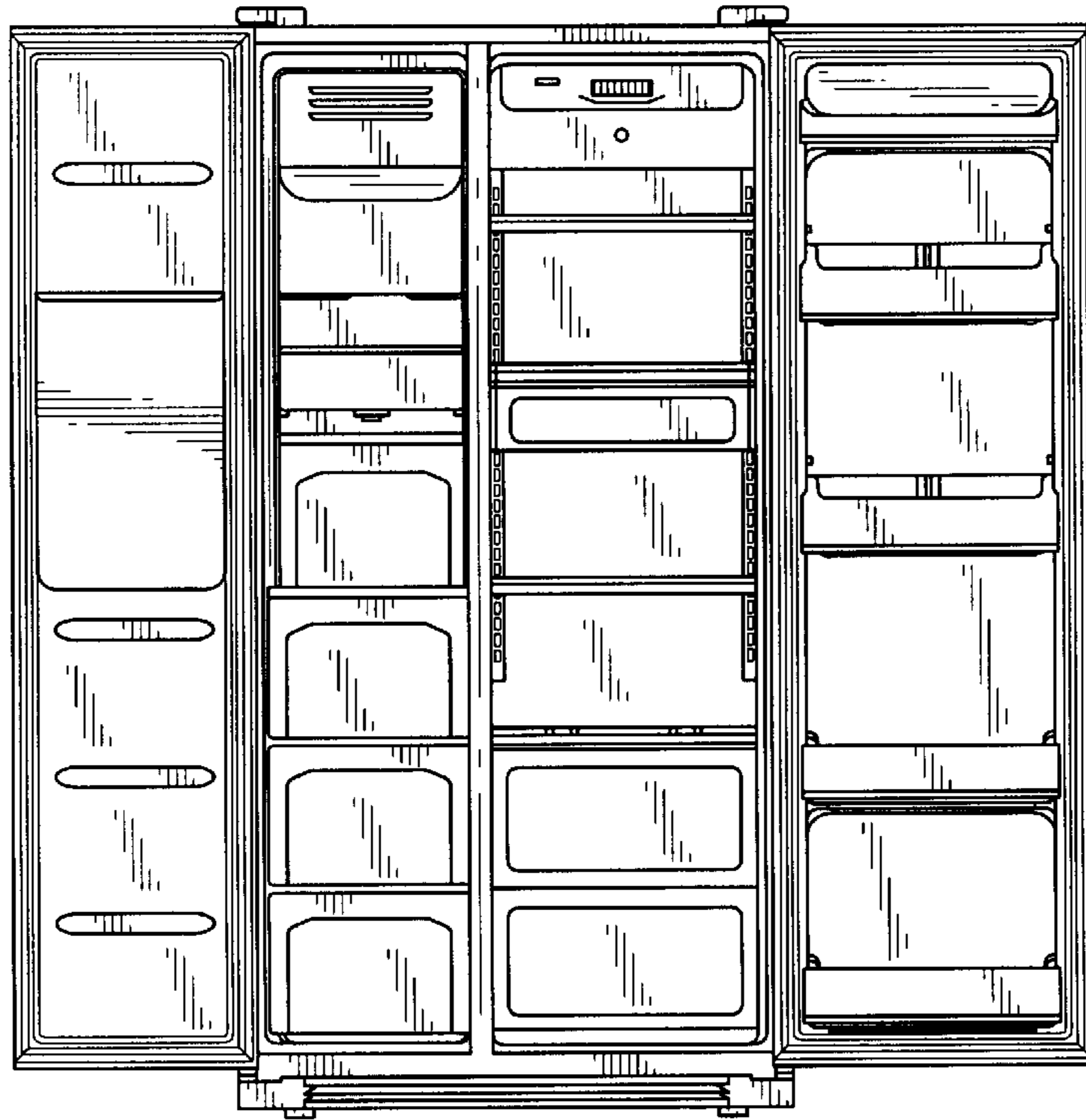


FIG. 2

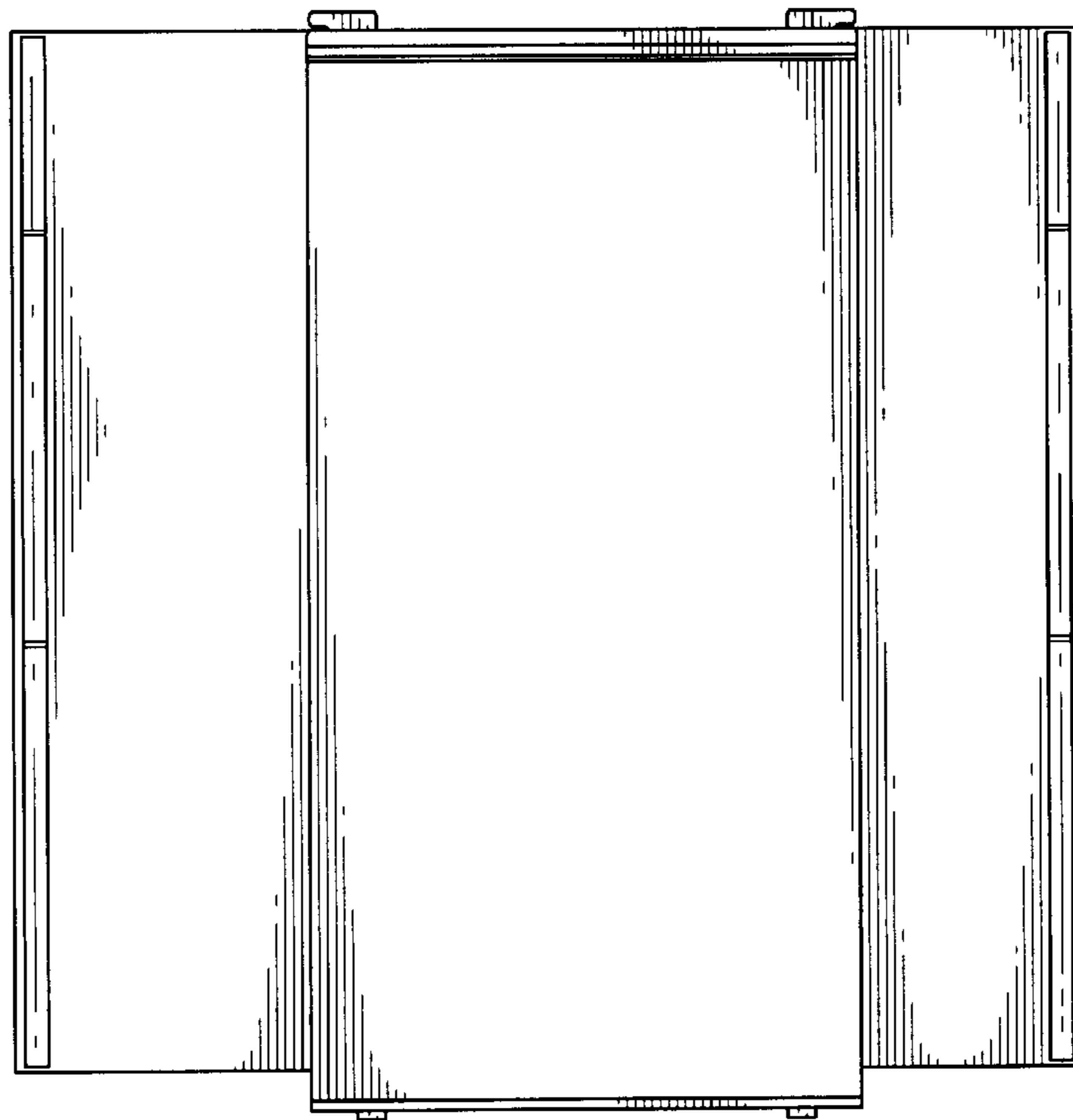


FIG. 3

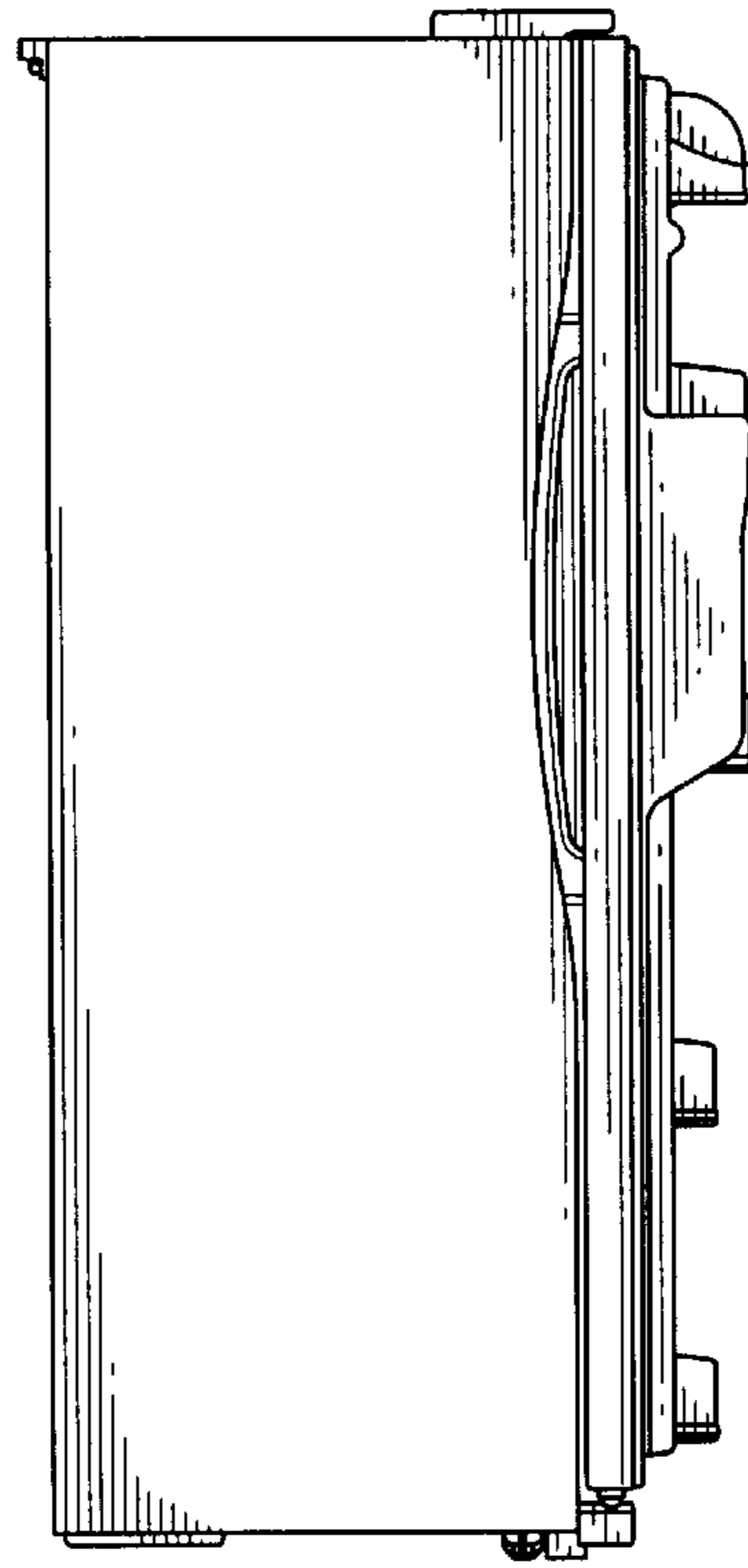


FIG. 4

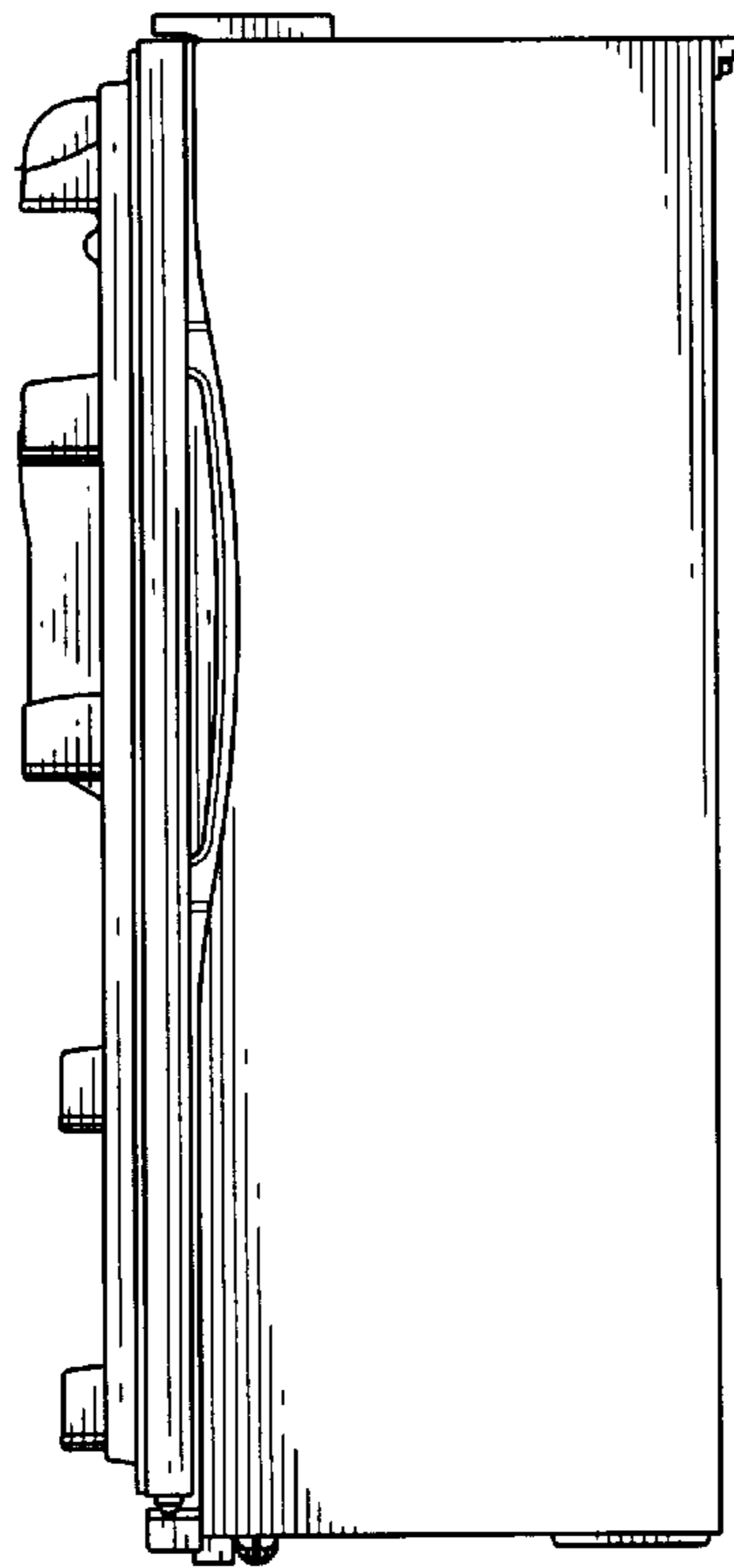


FIG. 5




FIG. 6

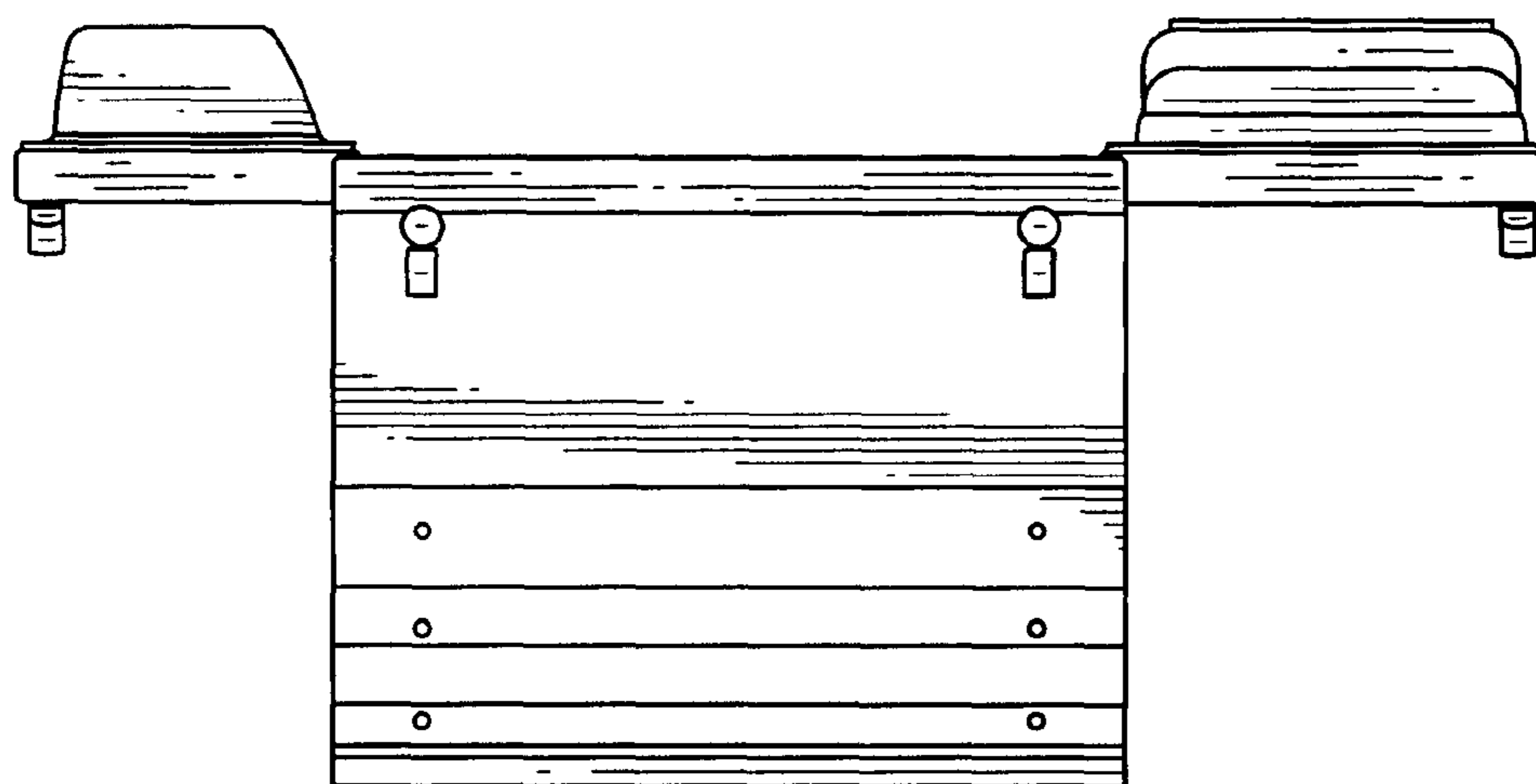


FIG. 7