



US00D518816S

(12) **United States Design Patent**
Naito et al.

(10) **Patent No.:** **US D518,816 S**
(45) **Date of Patent:** **** Apr. 11, 2006**

(54) **EAR HANGER FOR TRANSMITTING AND RECEIVING EQUIPMENT**

(75) Inventors: **Gakuji Naito, Yao (JP); Shintaro Sagara, Yao (JP)**

(73) Assignee: **Hosiden Corporation, Osaka (JP)**

(**) Term: **14 Years**

(21) Appl. No.: **29/212,699**

(22) Filed: **Sep. 7, 2004**

(30) **Foreign Application Priority Data**

Mar. 17, 2004 (JP) D-2004-8044

(51) **LOC (8) Cl.** **14-01**

(52) **U.S. Cl.** **D14/205; D14/223; D14/225**

(58) **Field of Classification Search** D14/188, D14/192, 205-206, 223-224, 225-226, 227-229, D14/253, 249, 240; 379/430-431, 433; 181/128-131; D24/173-174; 381/370, 376-381, 334, 344
See application file for complete search history.

(56) **References Cited**

U.S. PATENT DOCUMENTS

2,641,327 A * 6/1953 Balmer 181/129
4,617,431 A * 10/1986 Scott et al. 381/344
D299,344 S * 1/1989 Stevens D14/249
D326,268 S * 5/1992 Le Tixerant D14/253

D363,487 S * 10/1995 Thurnau D14/224
D441,739 S * 5/2001 Hayes et al. D14/223
6,396,935 B1 * 5/2002 Makkonen 381/334
D474,178 S * 5/2003 Eroma D14/223
D480,073 S * 9/2003 Jensen et al. D14/240

* cited by examiner

Primary Examiner—Paula A. Greene

(74) *Attorney, Agent, or Firm*—Akin Gump Strauss Hauer & Feld LLP

(57) **CLAIM**

The ornamental design for an ear hanger for transmitting and receiving equipment, as shown and described.

DESCRIPTION

FIG. 1 is a front view of an ear hanger for a transmitting and receiving equipment showing our new design, the opposite side is a mirror image;
FIG. 2 is a plan view thereof;
FIG. 3 is a bottom view thereof;
FIG. 4 is a left side view thereof;
FIG. 5 is a right side view thereof;
FIG. 6 is an end view of the present ear hanger in section when taken along a line 6—6 in FIG. 1; and,
FIG. 7 is a sectional view taken along a line 7—7 in FIG. 2.
The broken lines in FIGS. 1, 4, and 7 are for illustrative purposes only and forms no part of the claimed design.

1 Claim, 4 Drawing Sheets

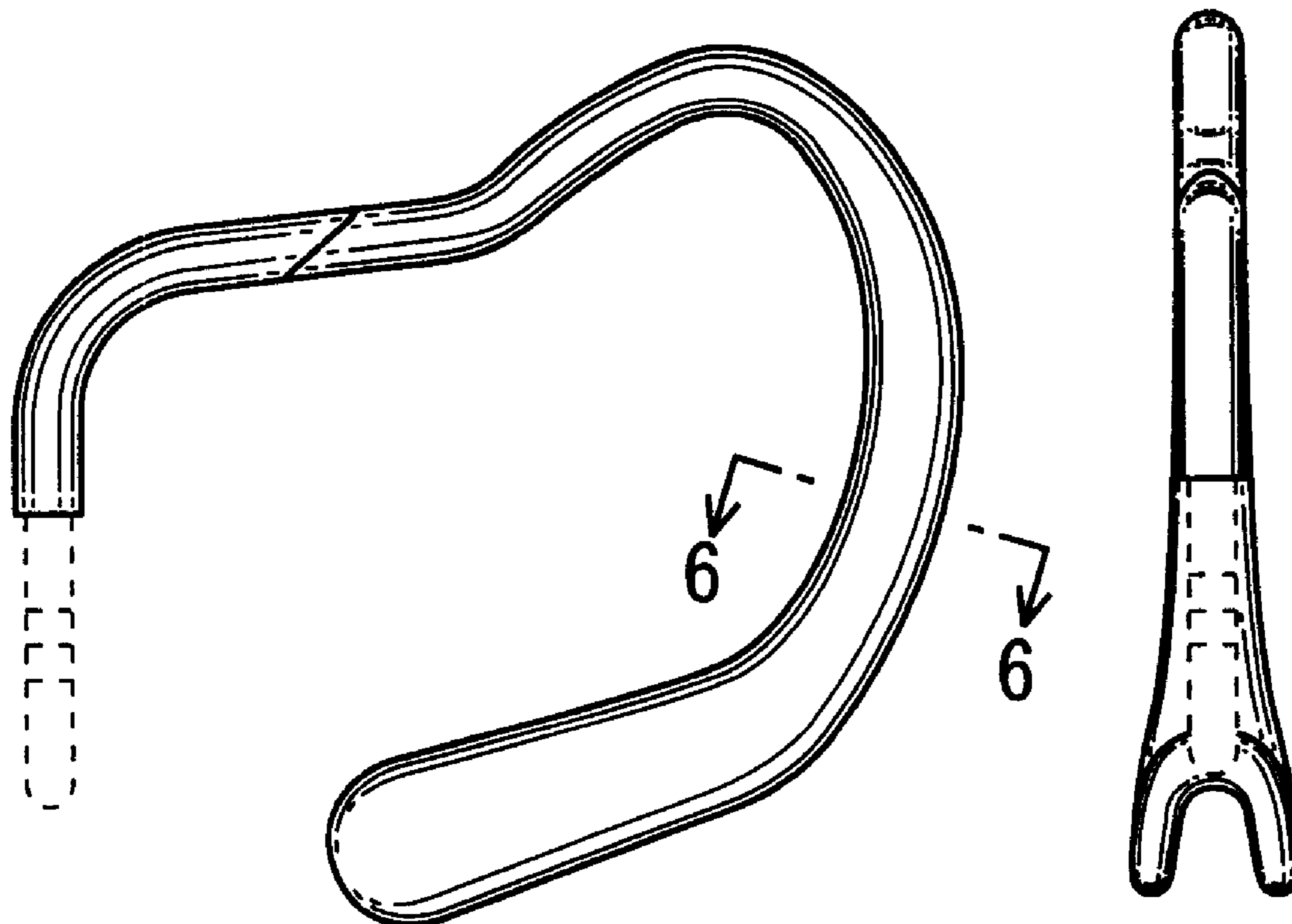


Fig. 1

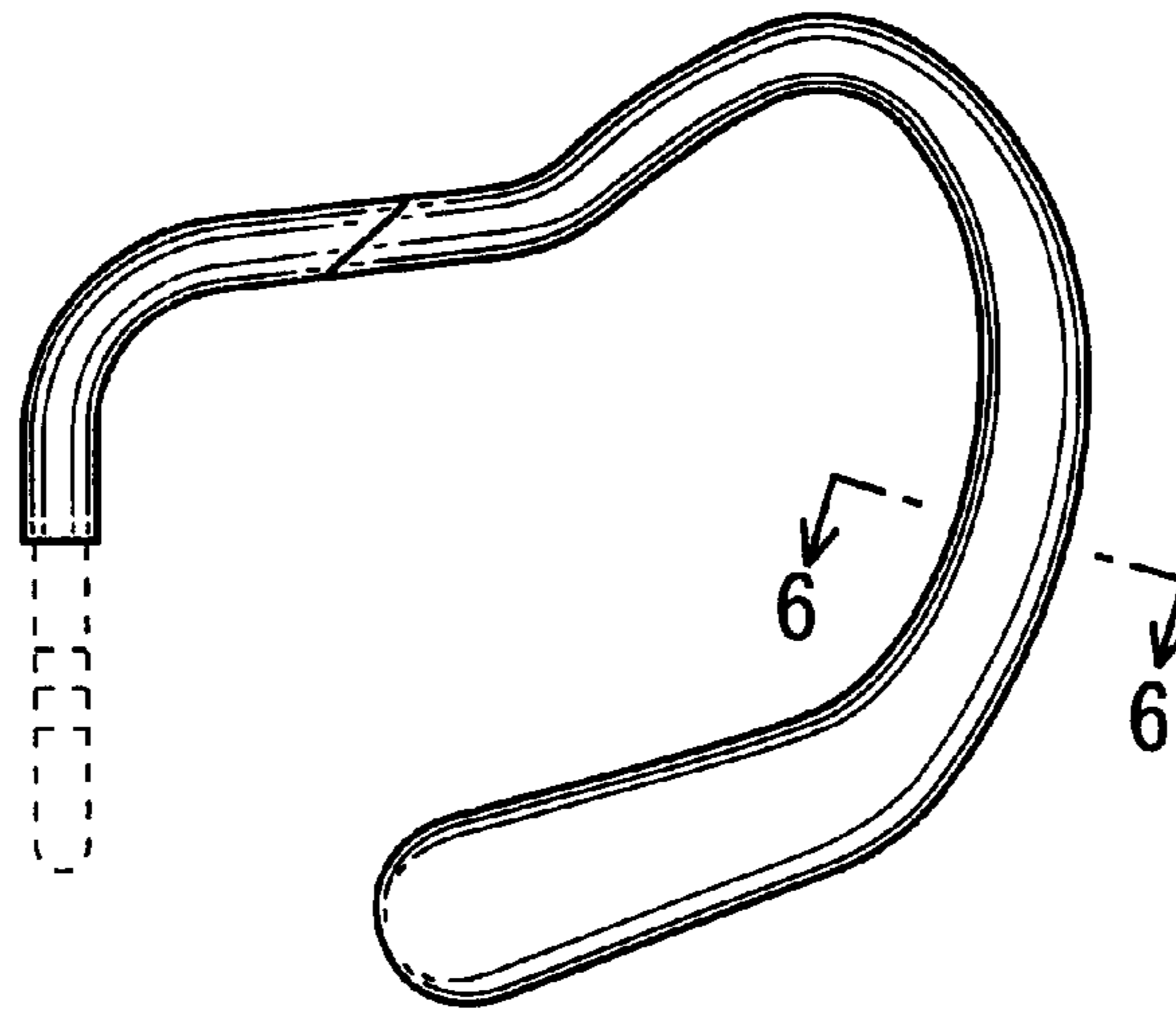


Fig. 2




Fig. 3




Fig. 4

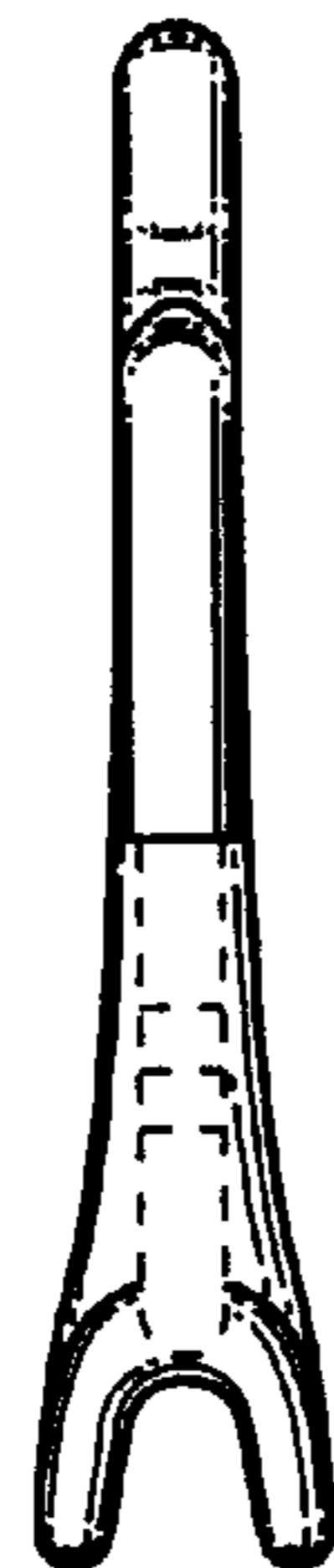


Fig. 5



Fig. 6



Fig. 7

