



US00D518756S

(12) **United States Design Patent**
Berke et al.

(10) **Patent No.:** **US D518,756 S**
(45) **Date of Patent:** **** Apr. 11, 2006**

(54) **SEAT BELT SHIELD WITH DUAL ATTACHING STRAPS**

(75) Inventors: **Joseph J. Berke**, 3248 Interlaken, W. Bloomfield, MI (US) 48323; **James W. Grey**, Ortonville, MI (US)

(73) Assignee: **Joseph J. Berke**, West Bloomfield, MI (US)

(**) Term: **14 Years**

(21) Appl. No.: **29/228,510**

(22) Filed: **Apr. 25, 2005**

(51) **LOC (8) Cl.** **02-07**

(52) **U.S. Cl.** **D11/200**

(58) **Field of Classification Search** D11/200, D11/201, 212, 218; D2/639; 2/460, 461; 297/482; 280/808

See application file for complete search history.

(56) **References Cited**

U.S. PATENT DOCUMENTS

| | | | | | | |
|-----------|---|---|---------|------------------|-------|---------|
| 4,741,574 | A | * | 5/1988 | Weightman et al. | | 297/482 |
| D300,581 | S | * | 4/1989 | Berger et al. | | D2/635 |
| 4,838,378 | A | * | 6/1989 | Copes | | 280/808 |
| D308,287 | S | * | 6/1990 | Miller et al. | | D2/639 |
| D312,921 | S | * | 12/1990 | Chang | | D2/639 |
| D317,829 | S | * | 7/1991 | Willett et al. | | D2/639 |
| D335,472 | S | * | 5/1993 | Ward | | D11/201 |
| D337,075 | S | * | 7/1993 | Powell | | D11/200 |
| D338,552 | S | * | 8/1993 | Carrico et al. | | D2/639 |
| D341,712 | S | * | 11/1993 | Fulcher | | D2/639 |
| D343,284 | S | * | 1/1994 | Jaramillo | | D2/639 |
| 5,322,349 | A | * | 6/1994 | Gianino | | 297/482 |

| | | | | | | |
|----------|---|---|---------|----------------|-------|--------|
| D365,912 | S | * | 1/1996 | Fulcher et al. | | D2/639 |
| D369,671 | S | * | 5/1996 | Gordon | | D2/639 |
| D387,187 | S | * | 12/1997 | Connor et al. | | D2/639 |
| D387,887 | S | * | 12/1997 | Jensen | | D2/639 |
| D442,351 | S | * | 5/2001 | Moxey, Jr. | | D2/639 |
| D475,176 | S | * | 6/2003 | Moxey, Jr. | | D2/639 |

* cited by examiner

Primary Examiner—Ralf Seifert

(74) *Attorney, Agent, or Firm*—Alex Rhodes

(57) **CLAIM**

The ornamental design for a seat belt shield with dual attaching straps, as shown and described.

DESCRIPTION

FIG. 1 is a perspective view showing the top and front of a seat belt shield with open dual attaching straps and a reference only portion of a seat belt drawn in phantom.

FIG. 2 is a perspective view showing the rear and bottom of the seat belt shield with open dual attaching straps.

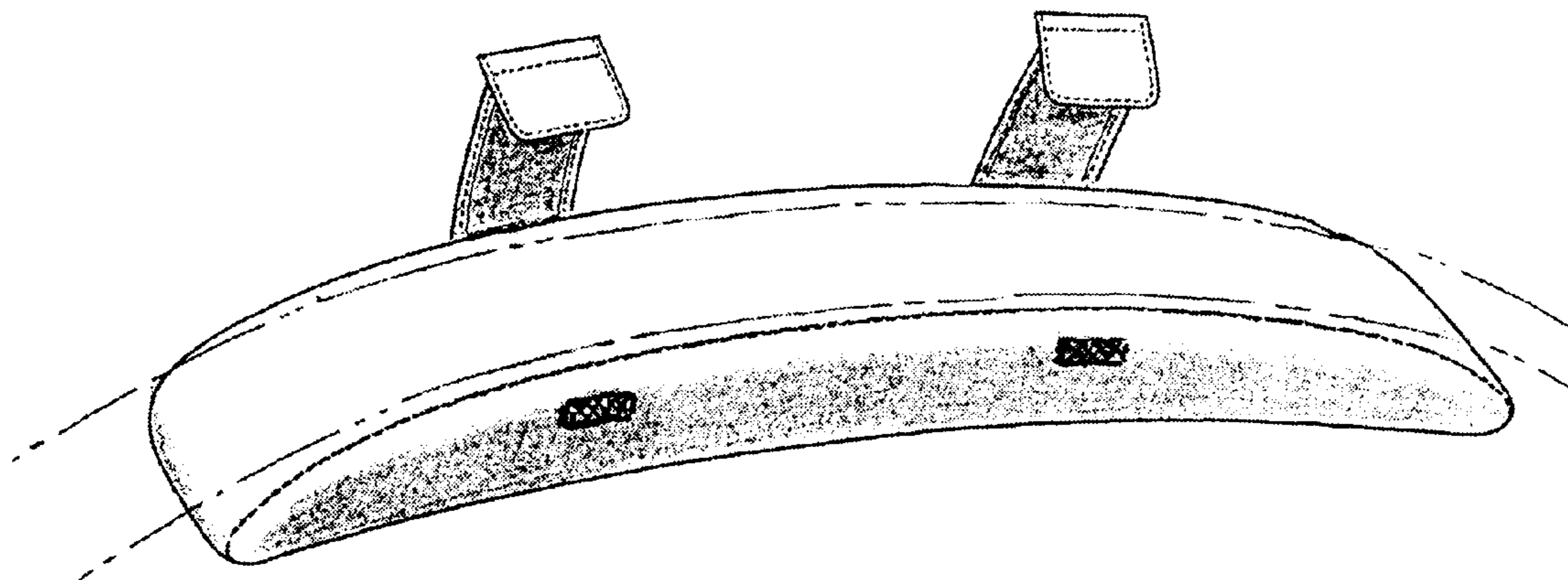
FIG. 3 is a perspective view showing the rear and bottom of the seat belt shield with the dual attaching straps closed.

FIG. 4 is an enlarged perspective showing the top and front of the seat belt shield with the dual attaching straps closed; and,

FIG. 5 is a perspective view of the seat belt shield with the dual attaching straps closed and a reference only person and seat belt drawn in phantom.

It being understood that the broken line showing of a seat belt in FIGS. 1 and 4 and of a seat belt and environmental matter in FIG. 5 is for illustrative purposes only and forms no part of the claimed design.

1 Claim, 1 Drawing Sheet



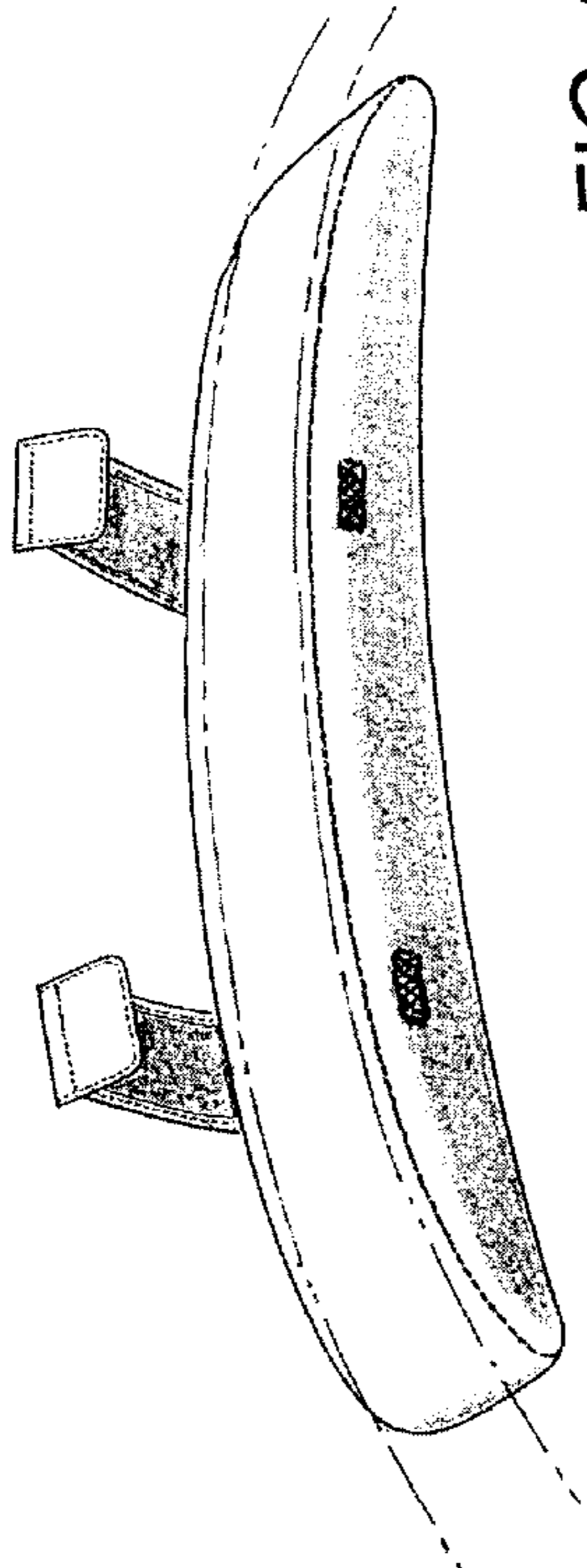


FIG. 1

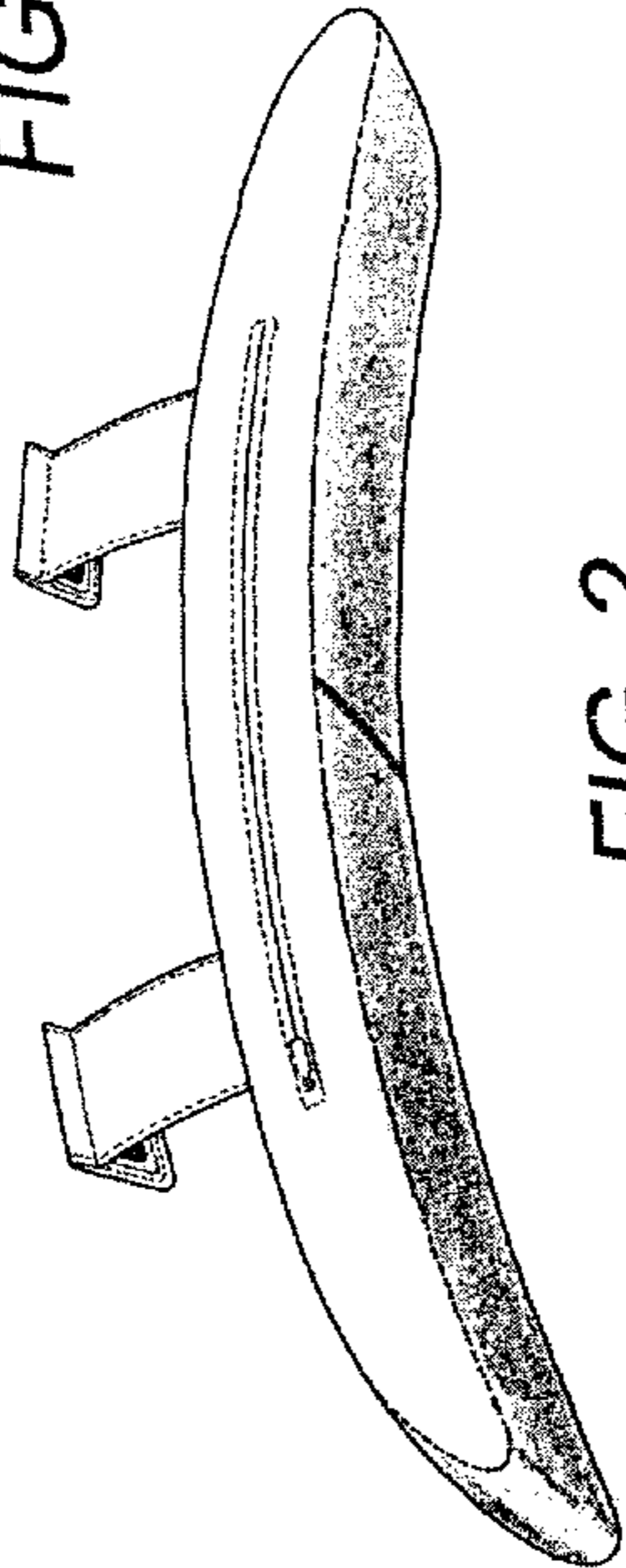


FIG. 2




FIG. 3

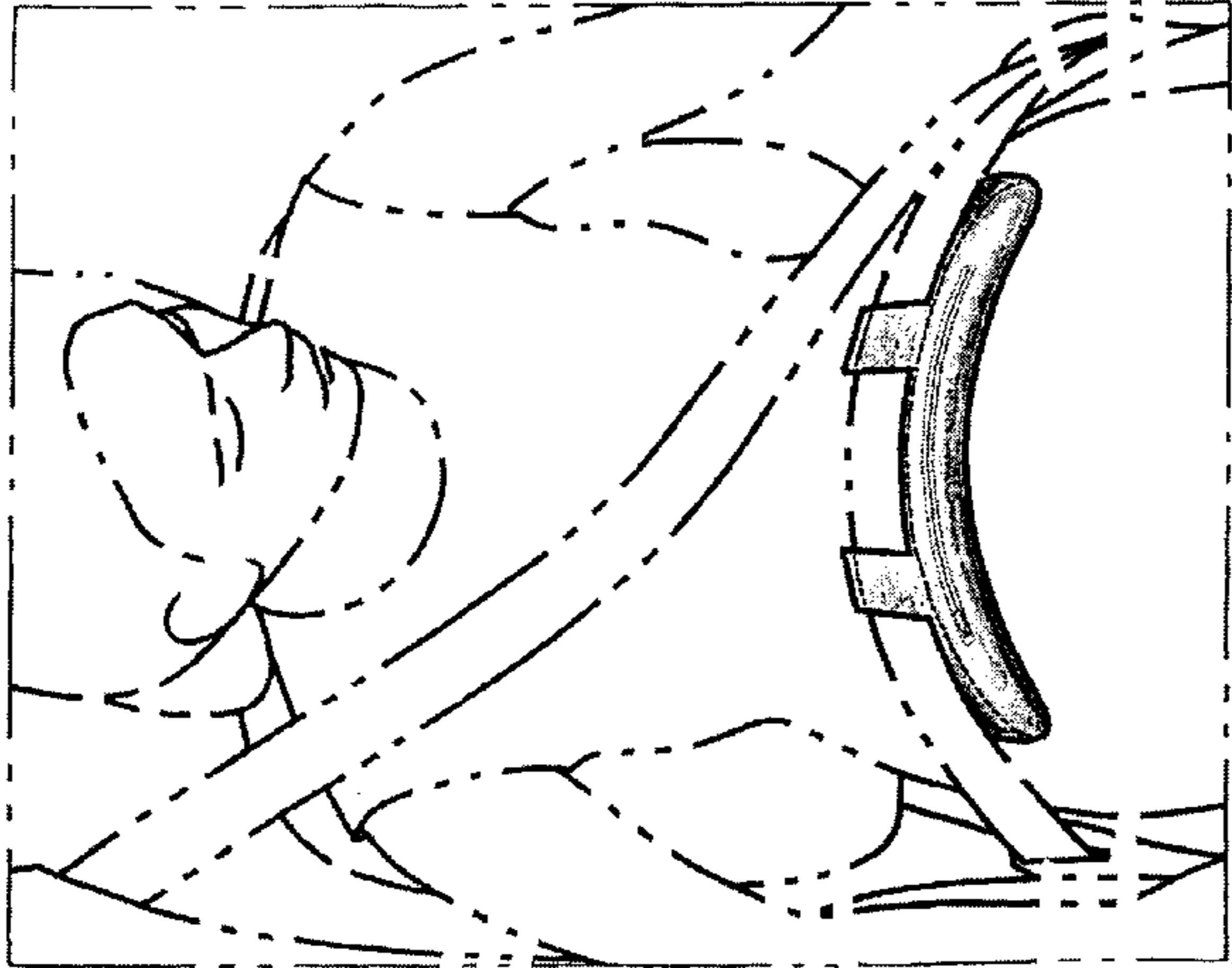


FIG. 5

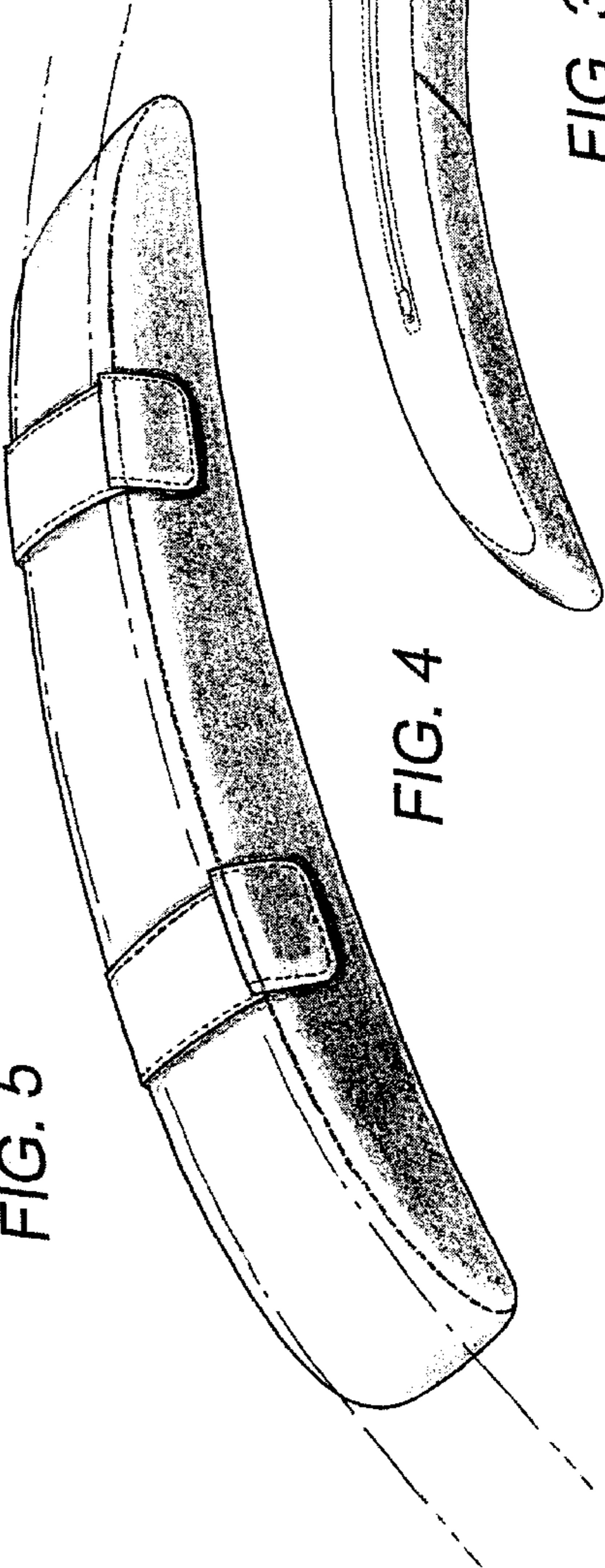


FIG. 4