



US00D518743S

(12) **United States Design Patent**  
**Sugiura et al.**

(10) **Patent No.:** **US D518,743 S**  
(45) **Date of Patent:** **\*\* Apr. 11, 2006**

(54) **WRIST WATCH**

D502,413 S \* 3/2005 Sugiura et al. .... D10/39  
D502,879 S \* 3/2005 Bernheim ..... D10/32

(75) Inventors: **Satoshi Sugiura**, Chiba (JP);  
**Masafumi Ohki**, Chiba (JP)

**OTHER PUBLICATIONS**

(73) Assignee: **Citizen Tokei Kabushiki Kaisha** (JP)

Gray & Sons, Mother's Day, 2003, p. 18, watch No. 2 and watch No. 4, [retrieved Jun. 26, 2005]. Retrieved from internet using Google Advanced catalog search, <URL:www.grayandsons.com>.\*

(\*\*) Term: **14 Years**

\* cited by examiner

(21) Appl. No.: **29/226,179**

(22) Filed: **Mar. 25, 2005**

*Primary Examiner*—Lucy Lieberman

(51) **LOC (8) Cl.** ..... **10-02**

(74) *Attorney, Agent, or Firm*—Banner & Witcoff, Ltd.

(52) **U.S. Cl.** ..... **D10/32; D10/39**

(57) **CLAIM**

(58) **Field of Classification Search** ..... D10/30–39,  
D10/122–132; D11/3–25; 368/280–283,  
368/82–84, 28–30, 239–242, 276–278, 228–236,  
368/285, 223, 238, 113, 294, 295; 63/1.13,  
63/5.1, 4, 6, 11; 224/164, 168

The ornamental design for a wrist watch, as shown and described.

See application file for complete search history.

**DESCRIPTION**

(56) **References Cited**

FIG. 1 is a perspective view,  
FIG. 2 is a front elevational view thereof,  
FIG. 3 is a rear elevational view thereof,  
FIG. 4 is a right side elevation view thereof,  
FIG. 5 is a left side elevation view thereof,  
FIG. 6 is a top plan view thereof; and,  
FIG. 7 is a bottom plan view thereof.

**U.S. PATENT DOCUMENTS**

D413,071 S \* 8/1999 Fichter ..... D10/39  
D415,696 S \* 10/1999 Bodino ..... D10/32  
D474,118 S \* 5/2003 Monachon ..... D10/32  
6,570,823 B1 \* 5/2003 Gilomen et al. .... 368/113  
D501,641 S \* 2/2005 Sugiura ..... D10/39

**1 Claim, 3 Drawing Sheets**



# FIG. 1



FIG. 2



FIG. 3




FIG. 4



FIG. 5




FIG. 6




FIG. 7

