



US00D518739S

(12) **United States Design Patent**
Dreggors

(10) **Patent No.:** **US D518,739 S**

(45) **Date of Patent:** **** Apr. 11, 2006**

(54) **CAR-SHAPED DIGITAL CLOCK**

(76) Inventor: **Richard C. Dreggors**, 439 River Isle Ct., Longwood, FL (US) 32779

(**) Term: **14 Years**

(21) Appl. No.: **29/213,004**

(22) Filed: **Sep. 13, 2004**

(51) **LOC (8) Cl.** **10-01**

(52) **U.S. Cl.** **D10/12**

(58) **Field of Classification Search** D10/1-29,
D10/122-132; 368/276-278, 280, 284, 285,
368/286, 316, 317, 294, 10, 82-84, 28-30,
368/239-242, 63, 72, 73, 228, 232, 223;
D14/189, 176; D21/548-550; D12/86, 90-92;
D26/57, 94; D3/271.12; D9/675

See application file for complete search history.

(56) **References Cited**

U.S. PATENT DOCUMENTS

D326,055 S	5/1992	Africk	
D328,713 S	8/1992	Tsukuda	
D336,615 S	6/1993	Peersmann	
D351,797 S	10/1994	White	
D371,975 S	7/1996	Dukstra	
D376,542 S	12/1996	Yu	
D380,689 S	* 7/1997	Hsu	D10/12
D390,433 S	* 2/1998	Miller	D8/38
D402,997 S	* 12/1998	Campbell et al.	D15/7
D408,295 S	4/1999	Ducker	
D408,456 S	* 4/1999	Garner	D19/90
D411,319 S	* 6/1999	Baker	D26/25
D413,810 S	* 9/1999	Leichty	D10/12
D415,800 S	* 10/1999	Norton	D21/549
D428,874 S	* 8/2000	White	D14/207

D437,309 S	* 2/2001	Brennan	D14/218
D438,529 S	* 3/2001	Brennan	D14/189
D462,906 S	9/2002	Daniel	
D473,486 S	* 4/2003	Gravois	D11/157
D485,498 S	1/2004	Tong	
D504,880 S	* 5/2005	Lively	D14/171
D506,036 S	* 6/2005	Mitchell et al.	D28/49

OTHER PUBLICATIONS

Internet product advertisement—Chrysler Crossfire CD Stereo with AM/FM tuner and alarm clock; www.sharperimage.com.

Internet product advertisement—Hummer CD Stereo clock; www.skymall.com.

Skymall magazine advertisement—Hummer CD Stereo clock.

* cited by examiner

Primary Examiner—Lucy Lieberman

(74) *Attorney, Agent, or Firm*—Gray Robinson, P.A.; Timothy L. Hughes

(57) **CLAIM**

The ornamental design for a car-shaped digital clock, as shown and described.

DESCRIPTION

FIG. 1 is a front perspective view of a car-shaped digital clock showing my new design.


FIG. 2 is a front elevational view thereof.

FIG. 3 is a side elevation of the car-shaped digital clock as seen from the right side of FIG. 2.

FIG. 4 is a side elevation of the car-shaped digital clock as seen from the left side of FIG. 2; and,

FIG. 5 is a top plan view thereof.

1 Claim, 5 Drawing Sheets



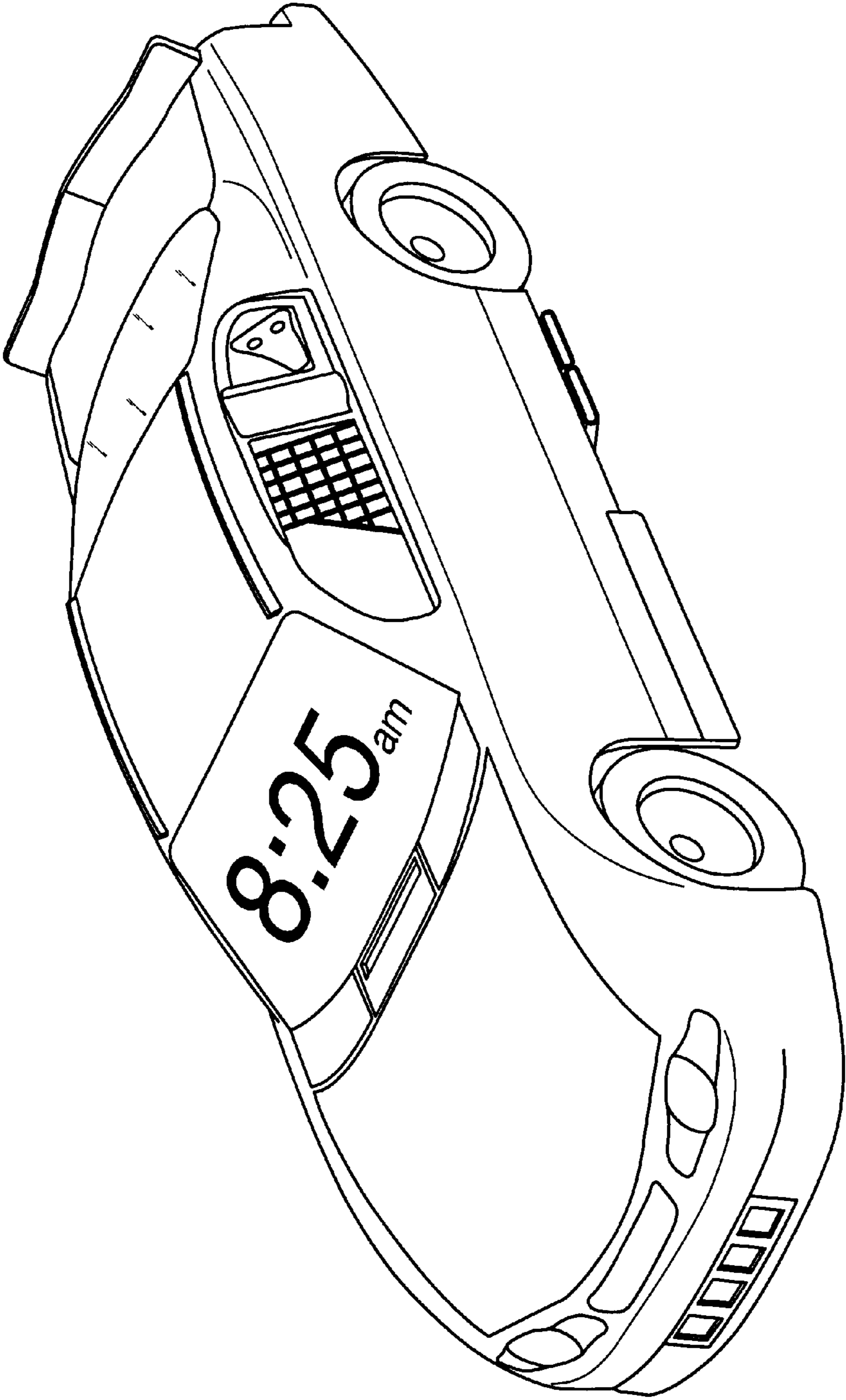


Fig. 1




Fig. 2

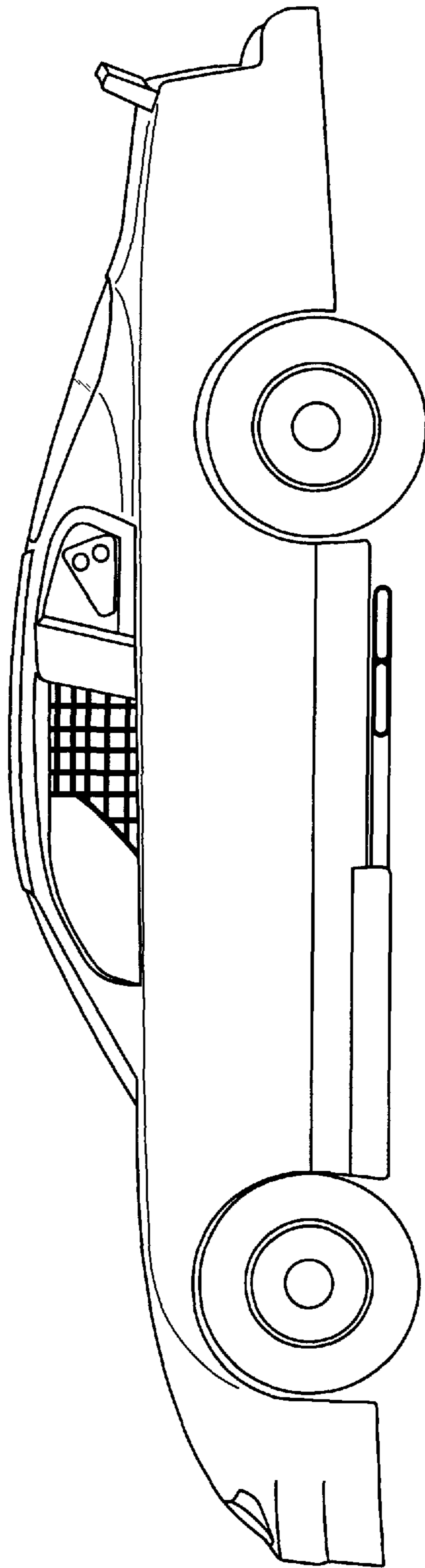


Fig. 3

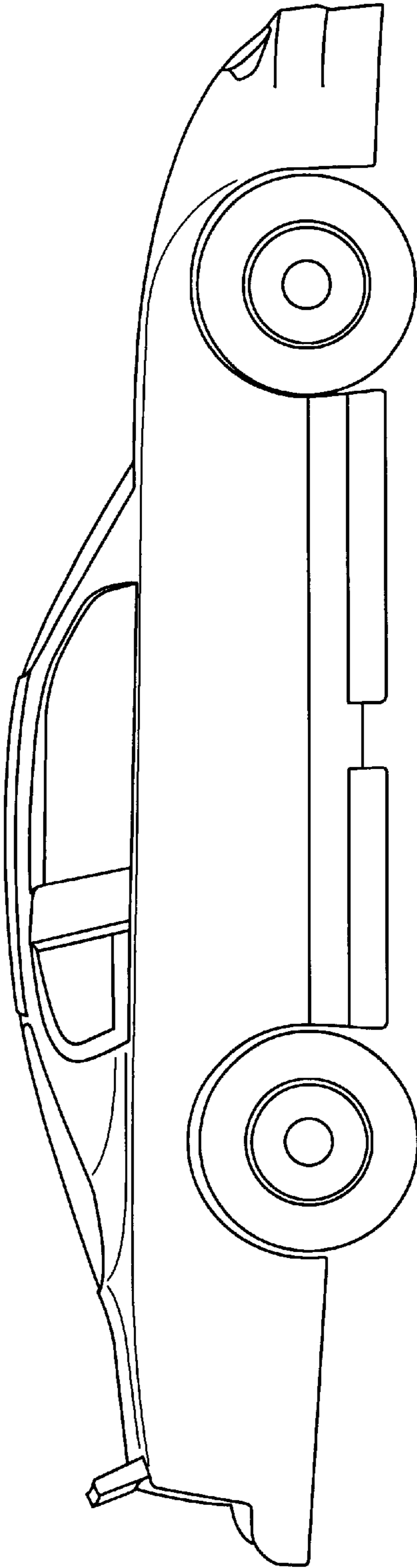


Fig. 4

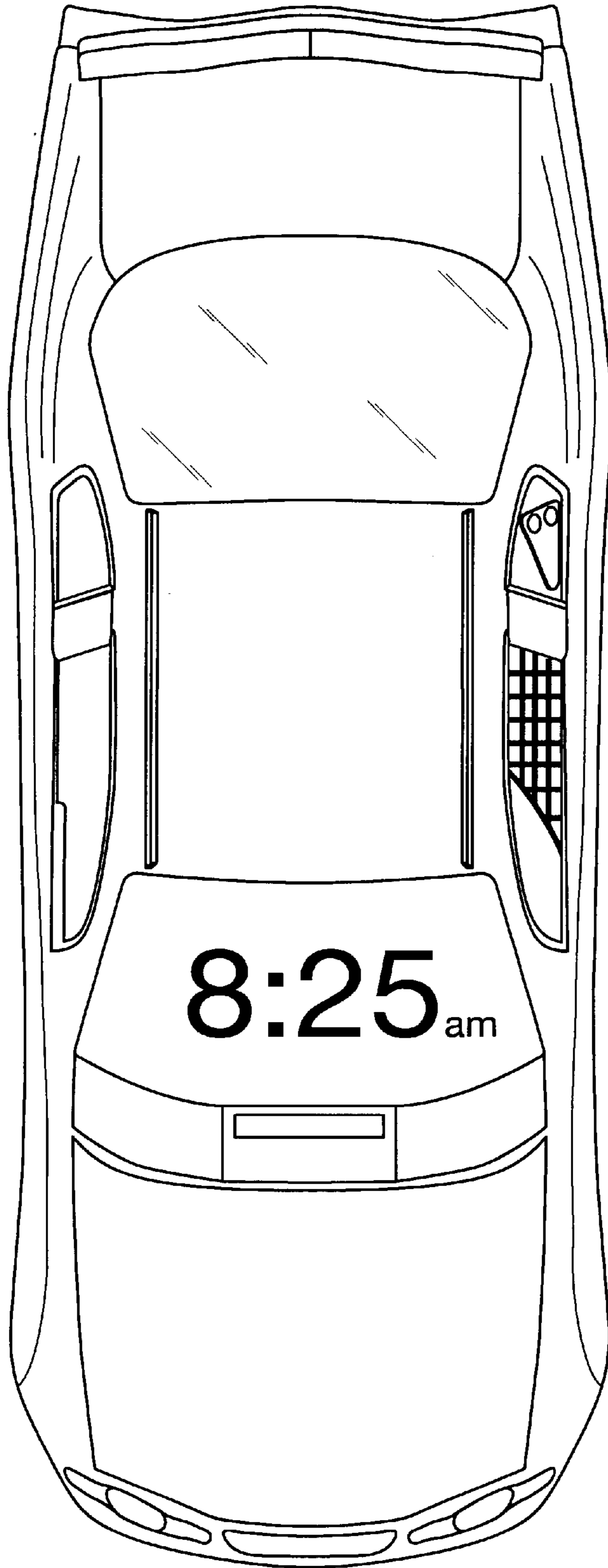


Fig. 5