



US00D518736S

(12) **United States Design Patent**
Higuchi

(10) **Patent No.:** **US D518,736 S**

(45) **Date of Patent:** **** Apr. 11, 2006**

(54) **CONTAINER FOR DRINKS**

(75) Inventor: **Mitsuo Higuchi**, Yamanashi (JP)

(73) Assignee: **Gohsho Company, Limited**, Yamanashi (JP)

(**) Term: **14 Years**

(21) Appl. No.: **29/206,528**

(22) Filed: **Jun. 2, 2004**

(51) **LOC (8) Cl.** **09-01**

(52) **U.S. Cl.** **D9/683**

(58) **Field of Classification Search** D24/197,
D24/115; D9/538, 349, 502, 562, 301, 516,
D9/683, 690, 738, 756; D7/512; 215/396,
215/398, 400; 220/666; 138/177

See application file for complete search history.

(56) **References Cited**

U.S. PATENT DOCUMENTS

2,780,378	A	*	2/1957	Mose	215/11.1
3,301,293	A	*	1/1967	Santelli	220/666
3,474,844	A	*	10/1969	Lindstrom et al.	220/666
D229,034	S	*	11/1973	Miller et al.	D9/683
D238,710	S	*	2/1976	Cacanindin	D24/117
3,939,887	A	*	2/1976	Scarnato	220/666
3,939,888	A	*	2/1976	Scarnato	220/666
4,122,980	A	*	10/1978	Laverty	222/207
D286,856	S	*	11/1986	Anscomb	D9/683

D292,555	S	*	11/1987	Chesterfield	D9/683
5,333,761	A	*	8/1994	Davis et al.	222/212
D370,388	S	*	6/1996	Cusick et al.	D7/512
5,584,413	A	*	12/1996	Jung	220/666
D401,344	S	*	11/1998	Bonds	
6,105,815	A	*	8/2000	Mazda	220/666
D474,973	S	*	5/2003	Higuchi	D9/502
D493,724	S	*	8/2004	Higuchi	D9/538

* cited by examiner

Primary Examiner—Prabhakar Deshmukh

Assistant Examiner—Jean E. McCormick

(74) *Attorney, Agent, or Firm*—Reed Smith LLP; Stanley P. Fisher, Esq.; Juan Carlos A. Marquez, Esq.

(57) **CLAIM**

The ornamental design for a container for drinks, as shown and described.

DESCRIPTION

The article is a plastic container, possibly for drinking water, which has a curved shoulder and a bellows barrel.

FIG. 1 is a front view of a container showing my design, with all other sides being identical;

FIG. 2 is a top view thereof;

FIG. 3 is a bottom plan view thereof;

FIG. 4 is a cross sectional view thereof in a collased condition; and,

FIG. 5 is a cross sectional view taken of area 5 from FIG. 1.

1 Claim, 5 Drawing Sheets





FIG. 1



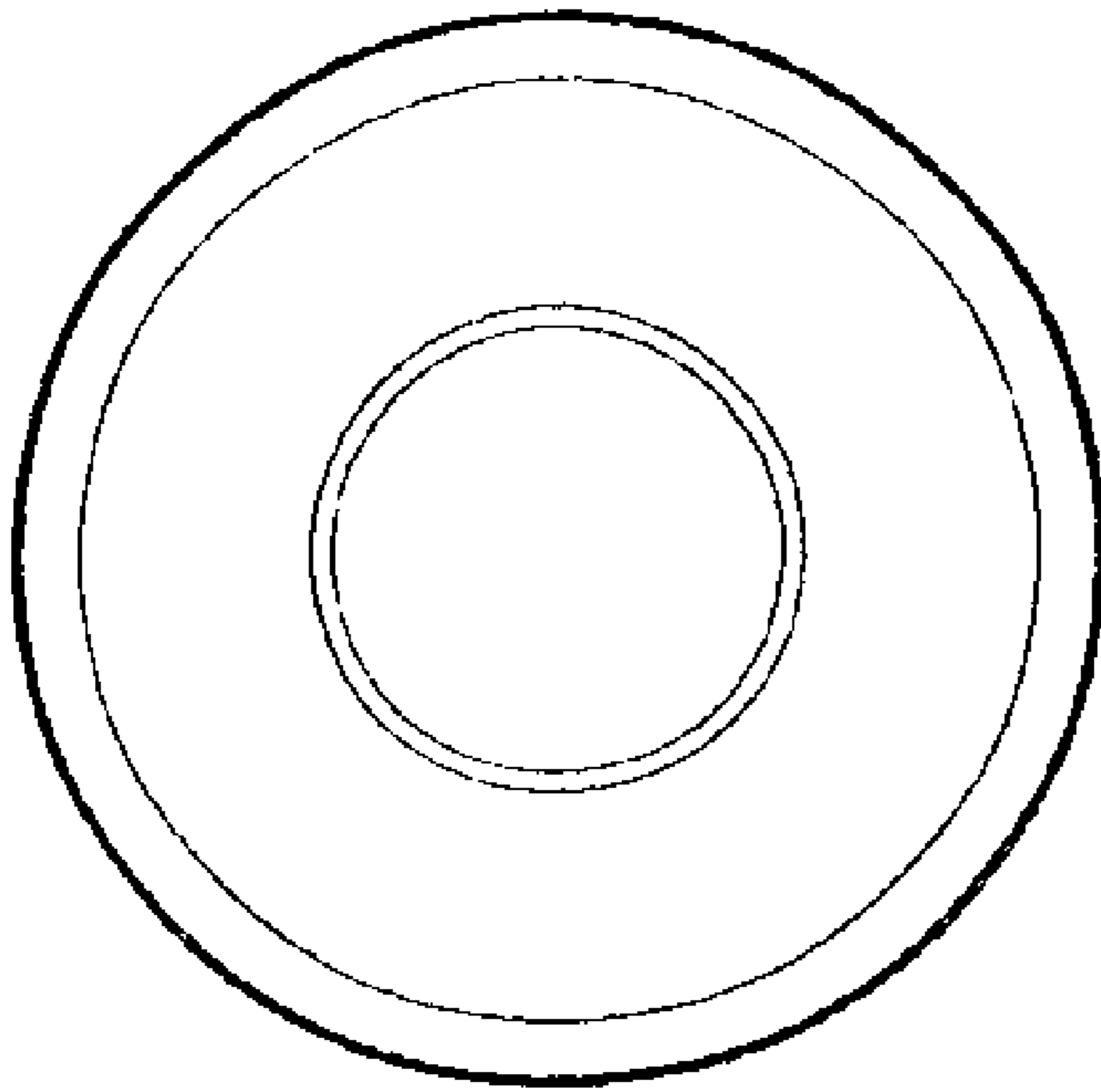


FIG. 2

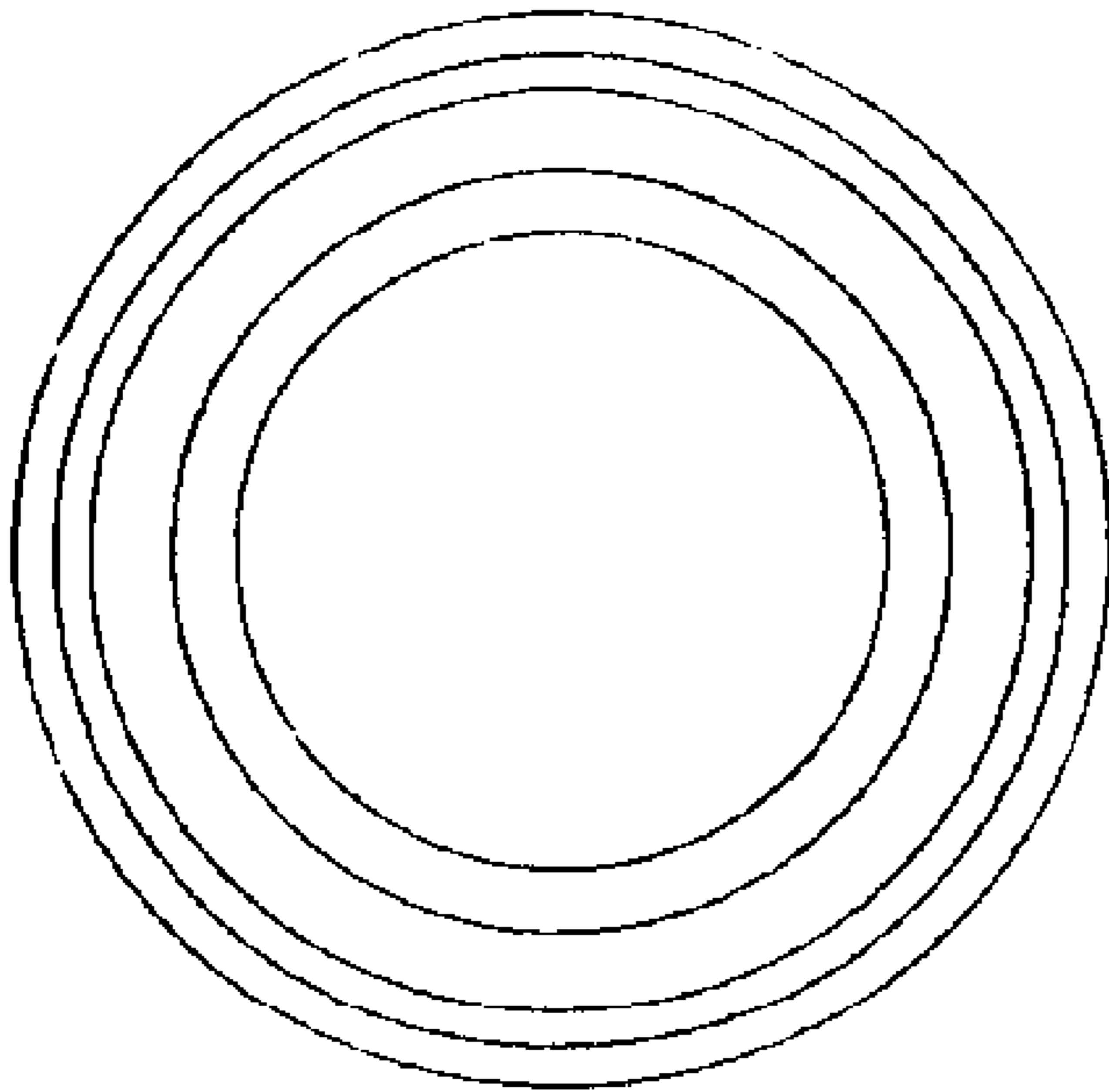


FIG. 3

FIG. 4

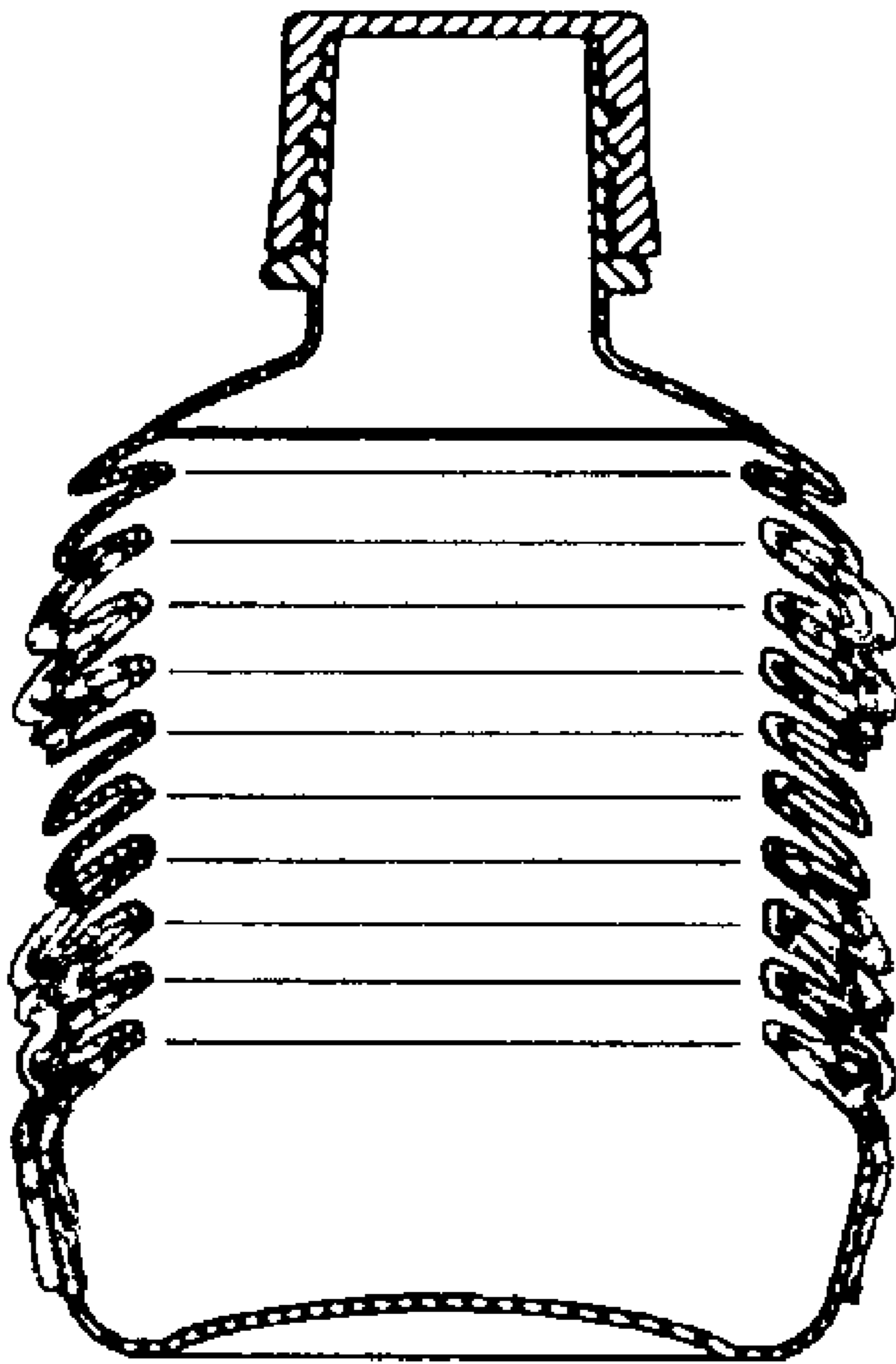


FIG. 5

