



US00D518711S

(12) **United States Design Patent**
Bretz et al.

(10) **Patent No.:** **US D518,711 S**
(45) **Date of Patent:** **** *Apr. 11, 2006**

(54) **BOTTLE**

(75) Inventors: **John M. Bretz**, Crystal Lake, IL (US);
John L. Konieczka, Lake Barrington,
IL (US); **Scott A. Schoessel**, Evanston,
IL (US); **Jill Maine**, Chicago, IL (US);
Roland Charriez, Mohegan Lake, NY
(US)

(73) Assignee: **Stokely-Van Camp, Inc.**, Chicago, IL
(US)

(*) Notice: This patent is subject to a terminal dis-
claimer.

(**) Term: **14 Years**

(21) Appl. No.: **29/218,932**

(22) Filed: **Dec. 9, 2004**

Related U.S. Application Data

(62) Division of application No. 29/169,344, filed on Oct. 18,
2002, now Pat. No. Des. 506,678.

(51) **LOC (8) Cl.** **09-07**

(52) **U.S. Cl.** **D9/434; D9/539; D9/554**

(58) **Field of Classification Search** D9/600,
D9/667, 434, 500-504, 516-520, 537-543,
D9/549-552, 556-564, 569-570; 215/379-383,
215/400; 220/890

See application file for complete search history.

(56) **References Cited**

U.S. PATENT DOCUMENTS

D61,658 S * 11/1922 Graham D9/538
D313,750 S 1/1991 York et al.
D316,966 S * 5/1991 York D9/434
5,067,622 A 11/1991 Garver et al.
D345,693 S 4/1994 Edstrom

D391,493 S 3/1998 Panella et al.
D416,198 S 11/1999 Lindsay et al.
6,016,932 A * 1/2000 Gaydosh et al. 215/382
D421,720 S * 3/2000 Eberle et al. D9/500
6,036,037 A * 3/2000 Scheffer et al. 215/381
6,044,996 A 4/2000 Carew et al.
D438,456 S 3/2001 Bretz et al.
D439,166 S * 3/2001 Denner et al. D9/538
D442,474 S 5/2001 Piccioli et al.
D446,446 S 8/2001 Bretz et al.
D461,418 S * 8/2002 Lichtman et al. D9/539
D465,158 S 11/2002 Peek et al.
D469,696 S 2/2003 Bryant et al.
D497,796 S 11/2004 Bretz et al.
D499,959 S 12/2004 Bretz et al.
D501,400 S 2/2005 Bretz et al.

* cited by examiner

Primary Examiner—Sandra L. Morris

(74) *Attorney, Agent, or Firm*—Lars S. Johnson; James D.
Ryndak

(57) **CLAIM**

The ornamental design for a bottle, as shown and described.

DESCRIPTION

FIG. 1 is a perspective view of a bottle showing the new
design;

FIG. 2 is an elevational view thereof, the opposite eleva-
tional view being identical;

FIG. 3 is another elevational view thereof, representing a
partial rotation of the bottle about its vertical axis from the
elevational view depicted in FIG. 2; the opposite elevational
view being identical;

FIG. 4 is a top plan view thereof; and,

FIG. 5 is a bottom plan view thereof.

The broken line environmental showing is for illustrative
purposes only and does not form a part of the claimed
design.

1 Claim, 2 Drawing Sheets

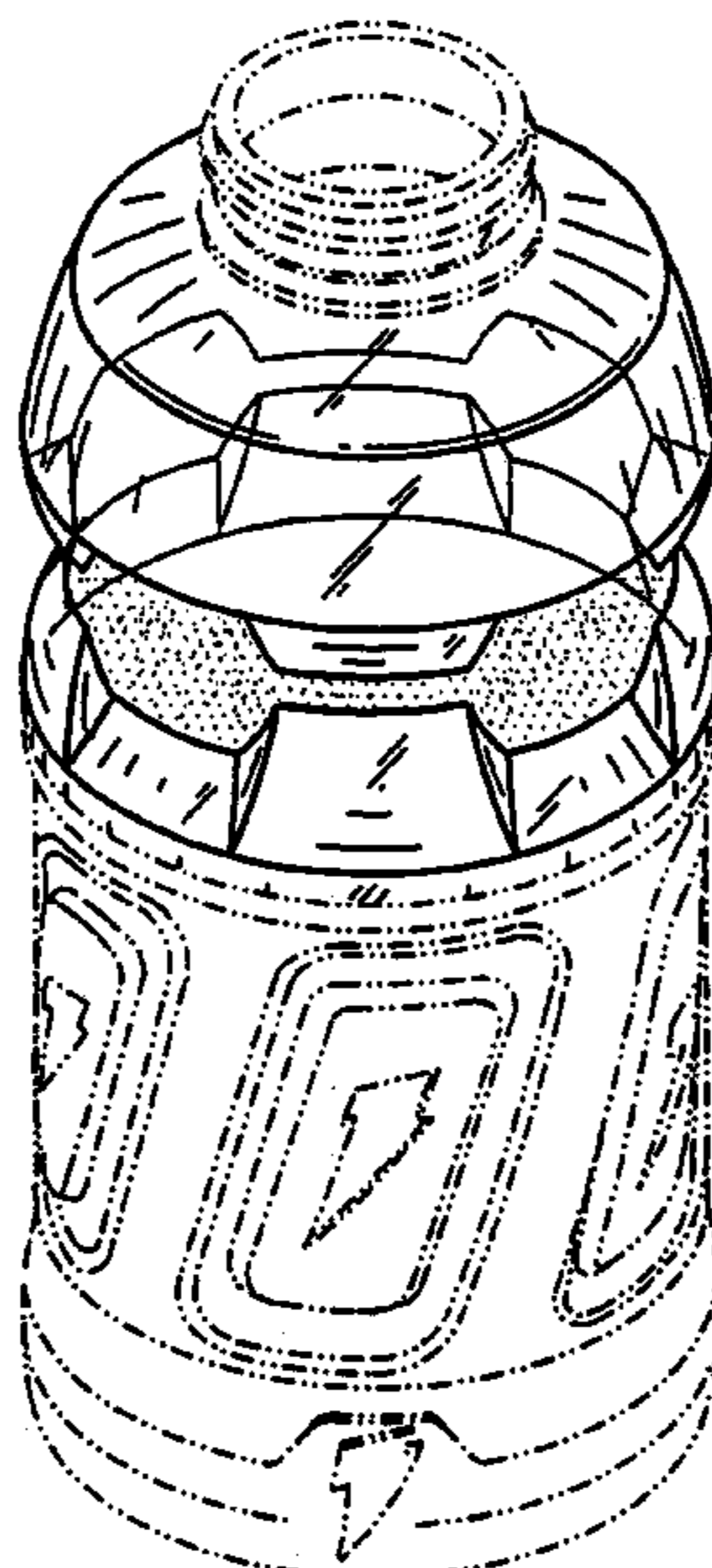


FIG. 1

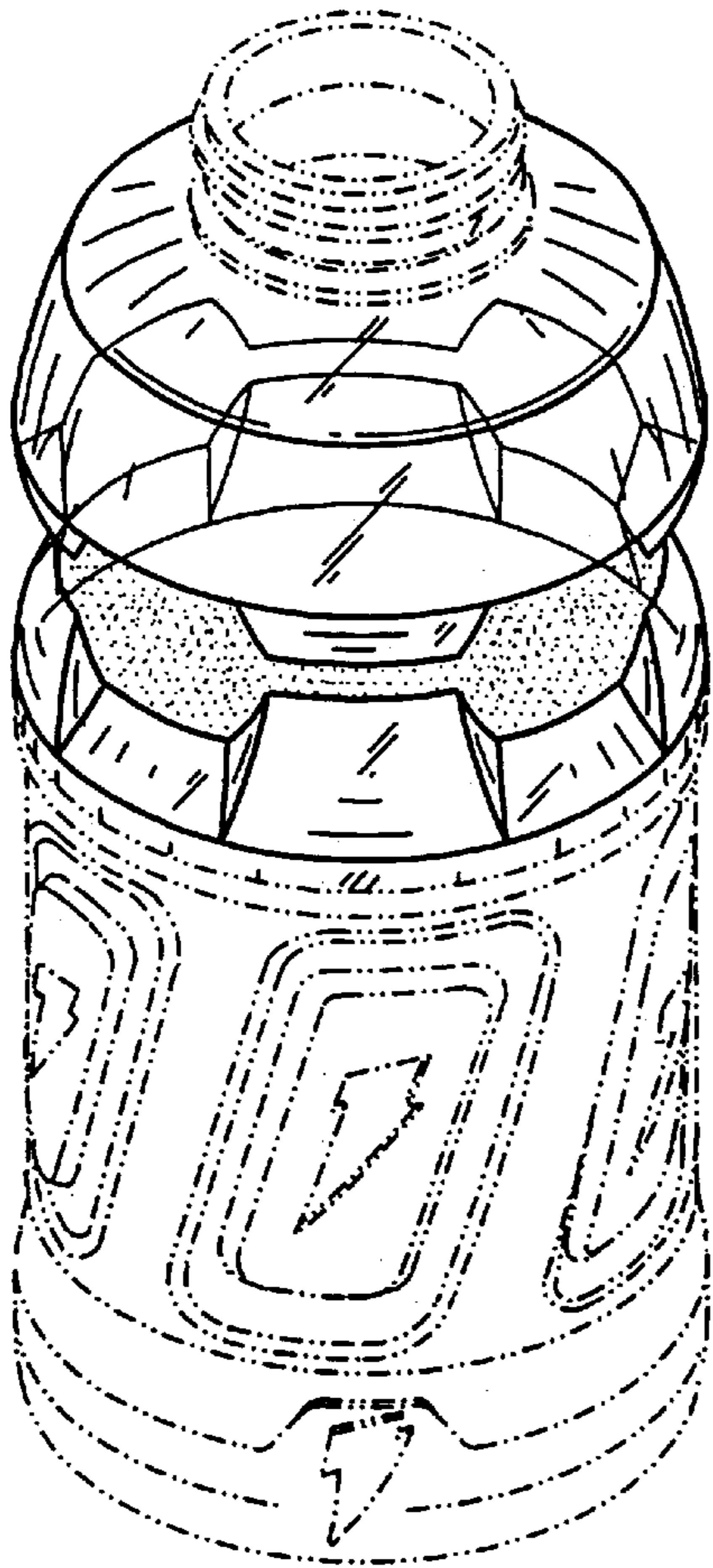


FIG. 2

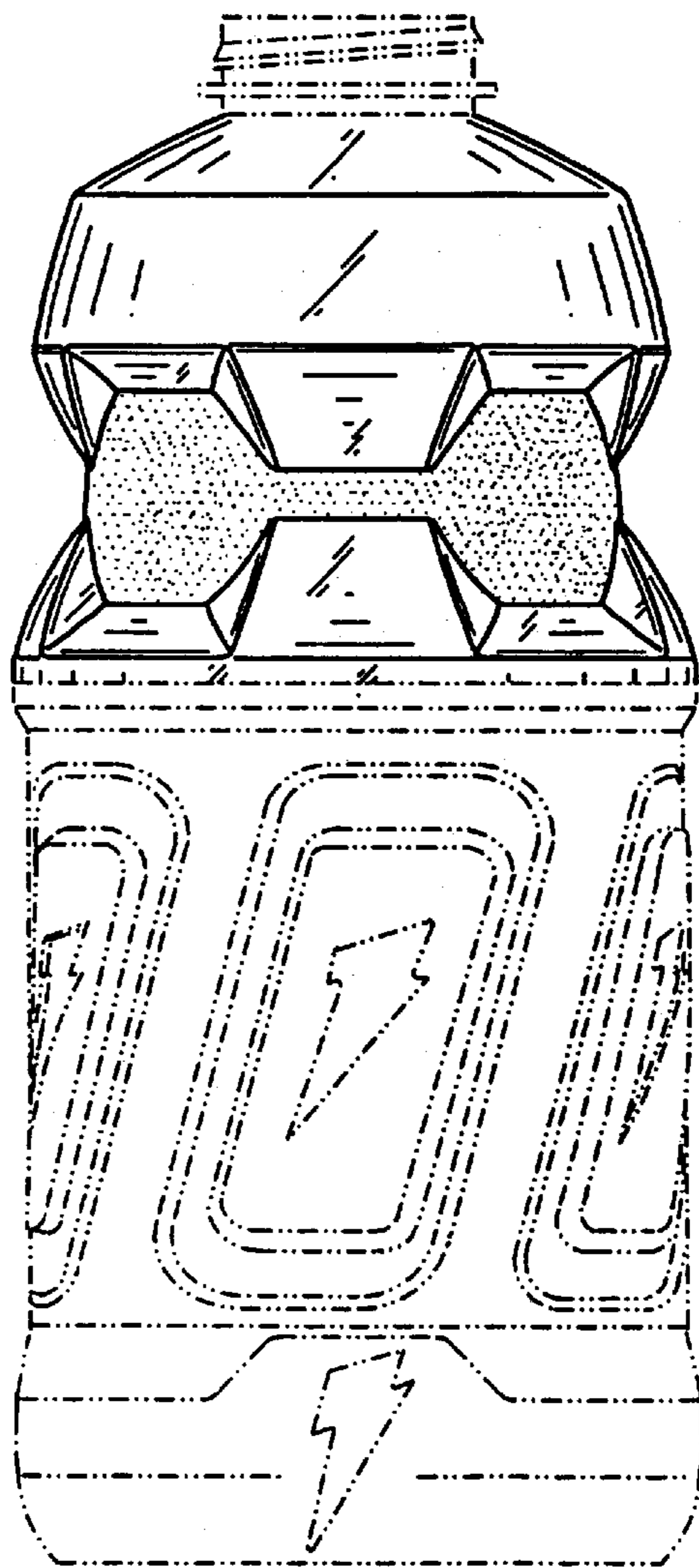


FIG. 3

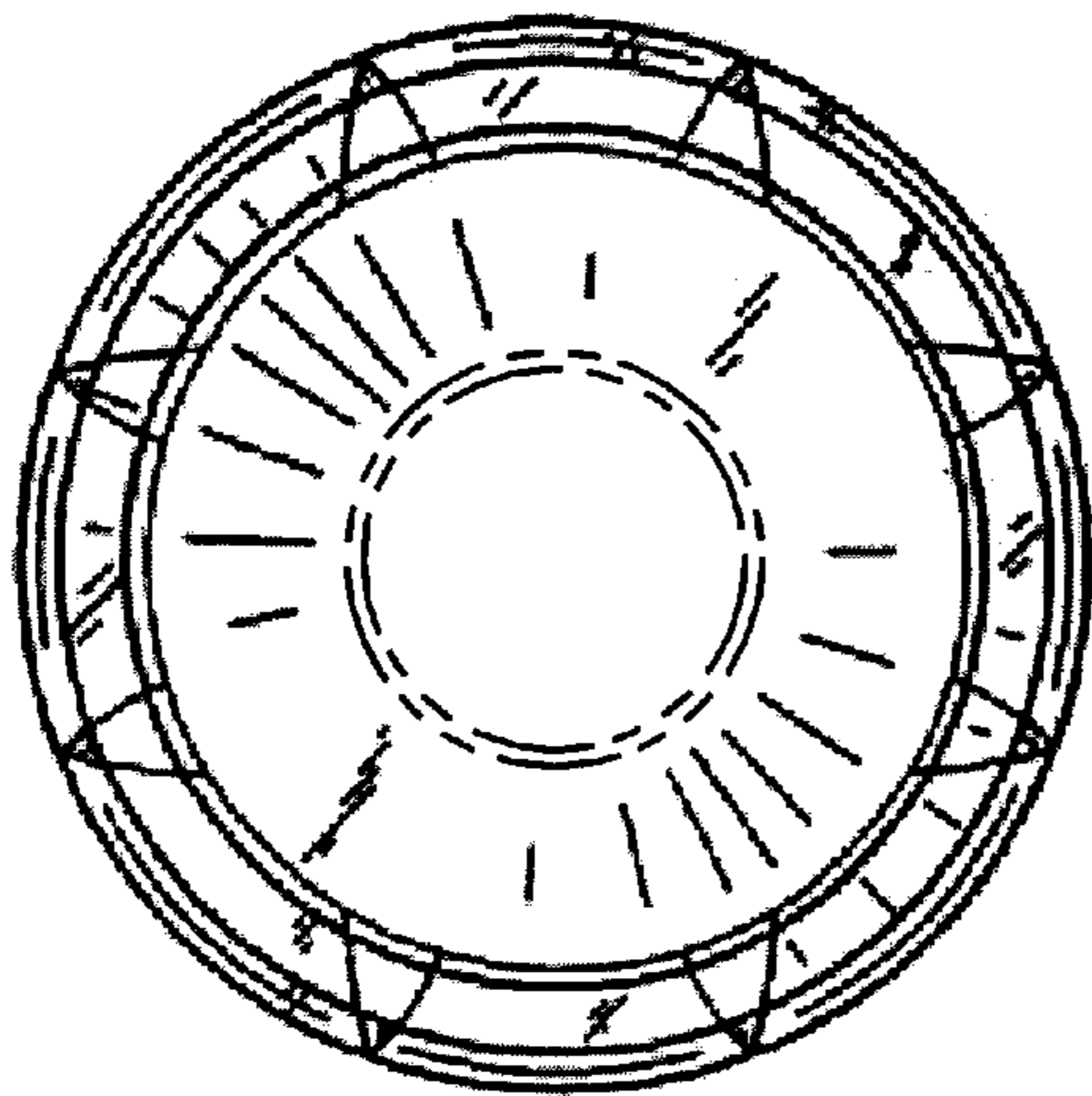
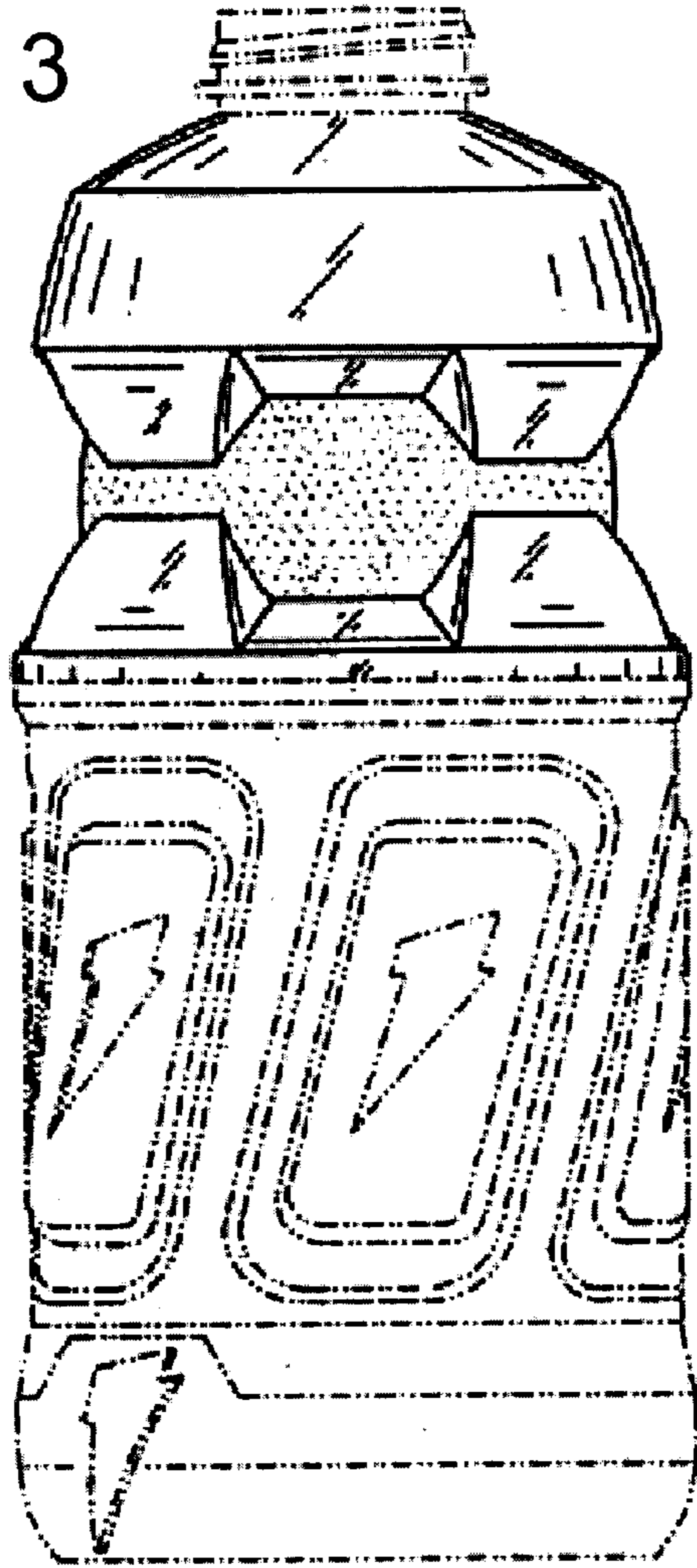


FIG. 4

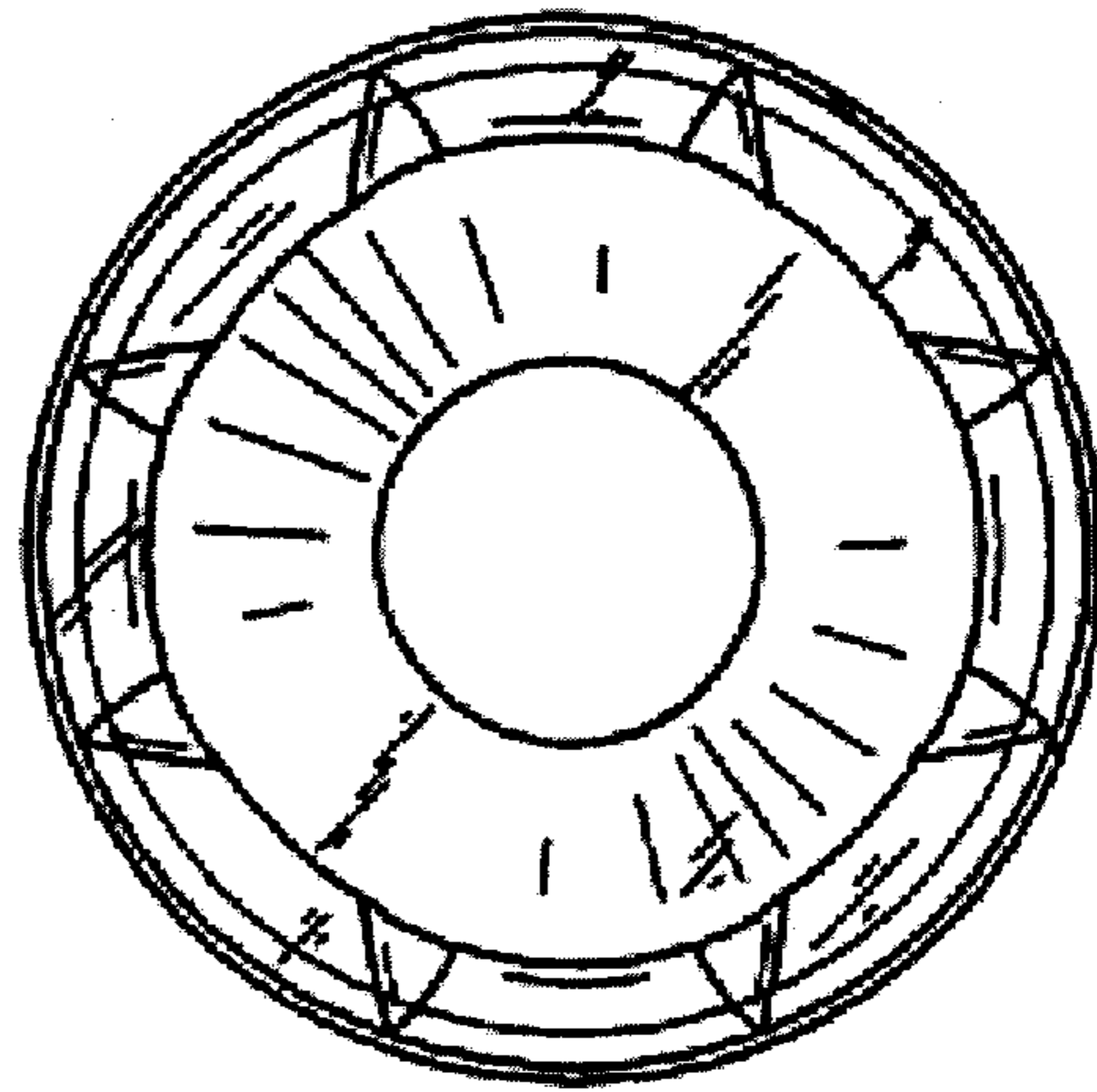


FIG. 5