



US00D518695S

(12) **United States Design Patent**
Hu

(10) **Patent No.:** **US D518,695 S**

(45) **Date of Patent:** **** Apr. 11, 2006**

(54) **STAPLE GUN**

(75) Inventor: **Chih-Wei Hu**, Taichung Hsien (TW)

(73) Assignee: **Apex Mfg. Co., Ltd.**, Tali (TW)

(**) Term: **14 Years**

(21) Appl. No.: **29/220,716**

(22) Filed: **Jan. 5, 2005**

(51) **LOC (8) Cl.** **19-02**

(52) **U.S. Cl.** **D8/49**

(58) **Field of Classification Search** D8/49,
D8/50, 61; D19/72; 227/120, 127, 128, 131,
227/132, 134, 156

See application file for complete search history.

(56) **References Cited**

U.S. PATENT DOCUMENTS

D128,000	S	*	7/1941	Obstfeld	D8/49
2,657,384	A	*	11/1953	Boroughs	227/132
3,034,128	A	*	5/1962	Robbins	227/156
3,158,868	A	*	12/1964	Johnson	227/109
4,184,620	A	*	1/1980	Ewig	227/8
D280,069	S	*	8/1985	Hillinger	D8/49
D285,164	S	*	8/1986	Jacoff	D8/49
D308,323	S	*	6/1990	Wingert	D8/49
D360,119	S	*	7/1995	Fealey	D8/49
5,699,949	A	*	12/1997	Marks	227/132

D411,422	S	*	6/1999	Juhlin et al.	D8/49
D419,411	S	*	1/2000	Elie	D8/49
D454,289	S	*	3/2002	Huang	D8/49
6,367,676	B1	*	4/2002	Opland et al.	227/123
6,789,719	B1	*	9/2004	Shor	227/132

* cited by examiner

Primary Examiner—Cathron C. Brooks

Assistant Examiner—Austin Murphy

(74) *Attorney, Agent, or Firm*—Alan D. Kamrath; Nikolai & Mersereau, P.A.

(57) **CLAIM**

The ornamental design for staple gun, as shown and described.

DESCRIPTION

FIG. 1 is a perspective view of a staple gun showing my new design;

FIG. 2 is a front view thereof;

FIG. 3 is a rear view thereof;

FIG. 4 is a left view thereof;

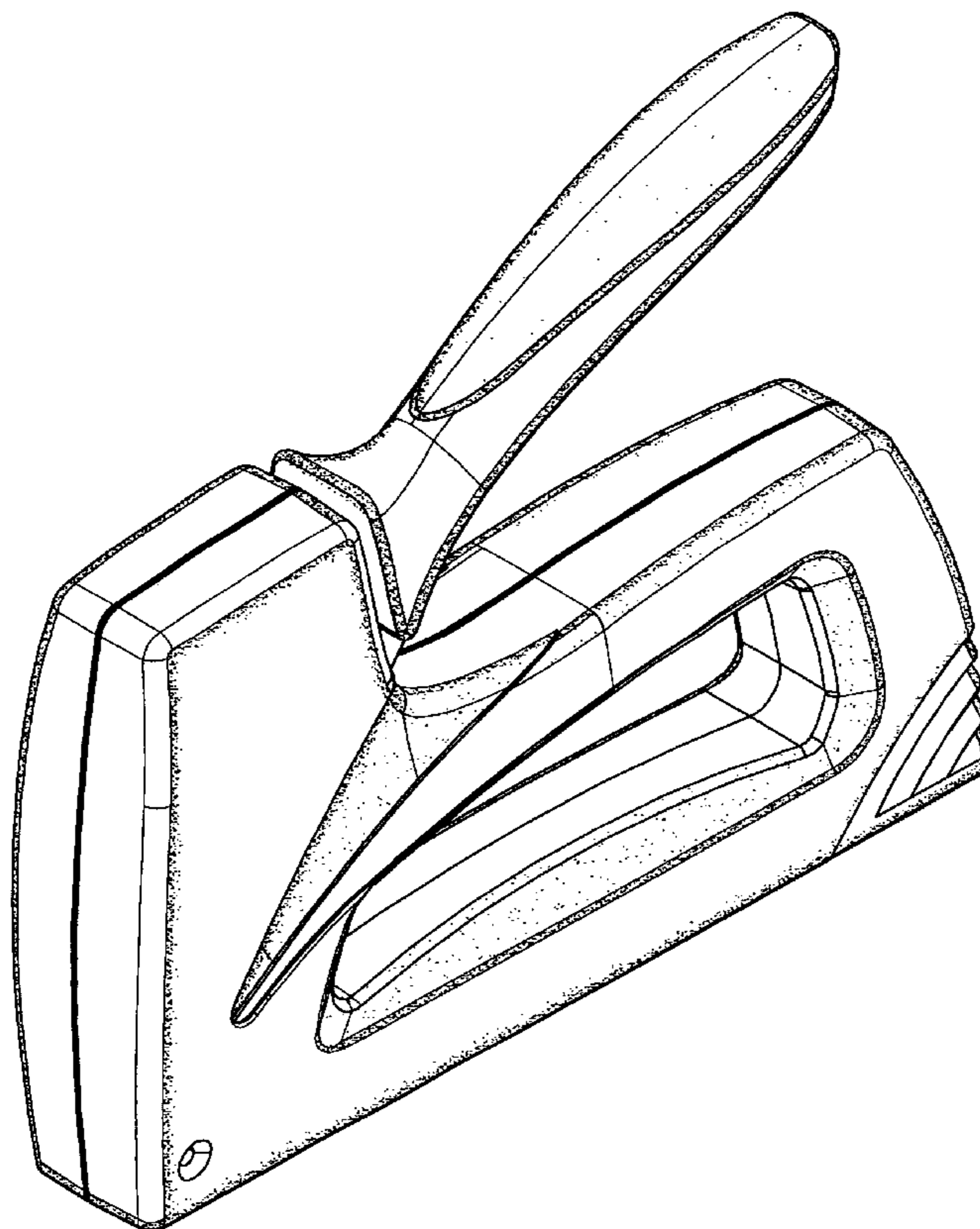
FIG. 5 is a right view thereof;

FIG. 6 is a top view thereof; and,

FIG. 7 is a bottom view thereof.

The broken lines shown in FIG. 5 form no part of the claimed design.

1 Claim, 4 Drawing Sheets



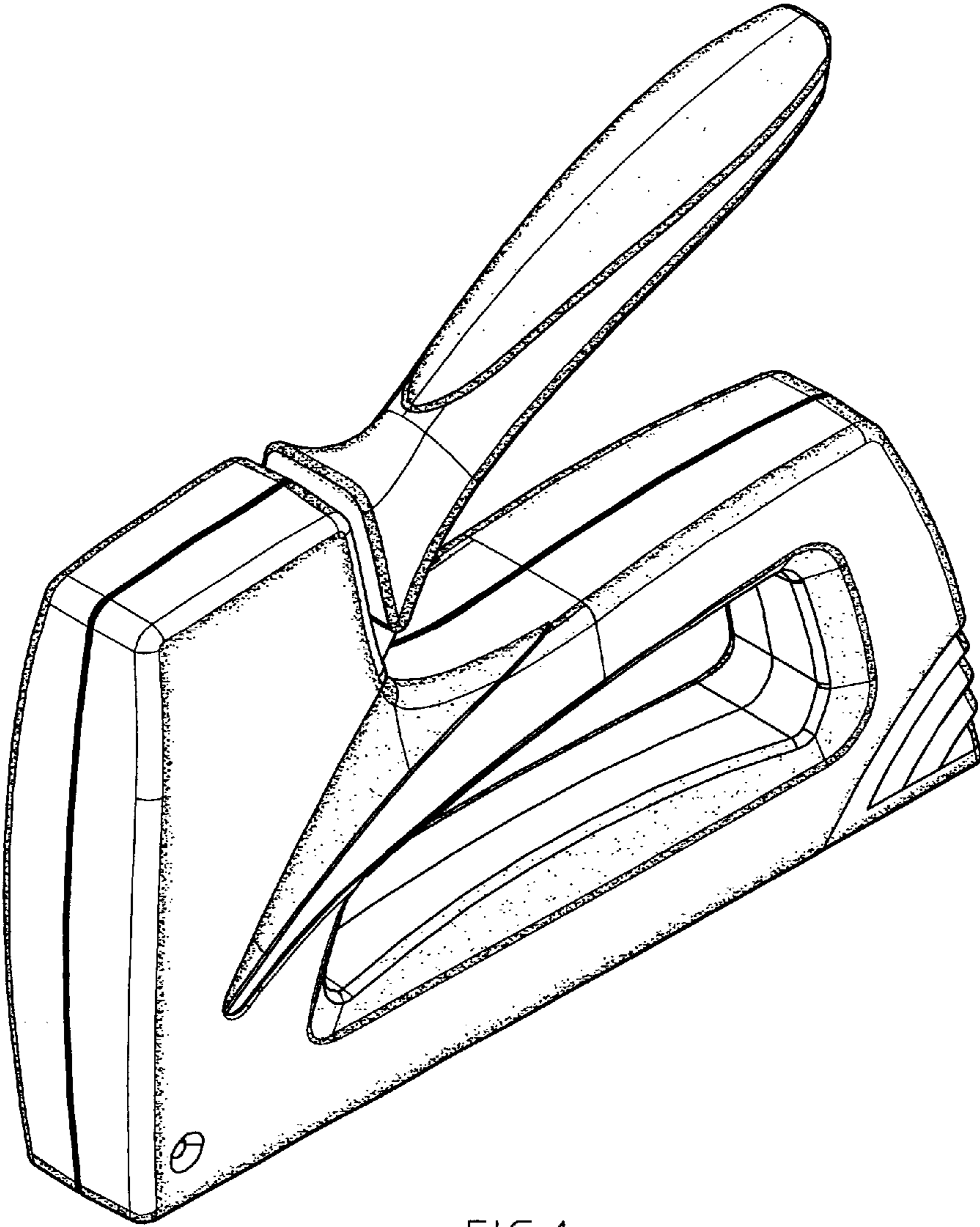


FIG.1

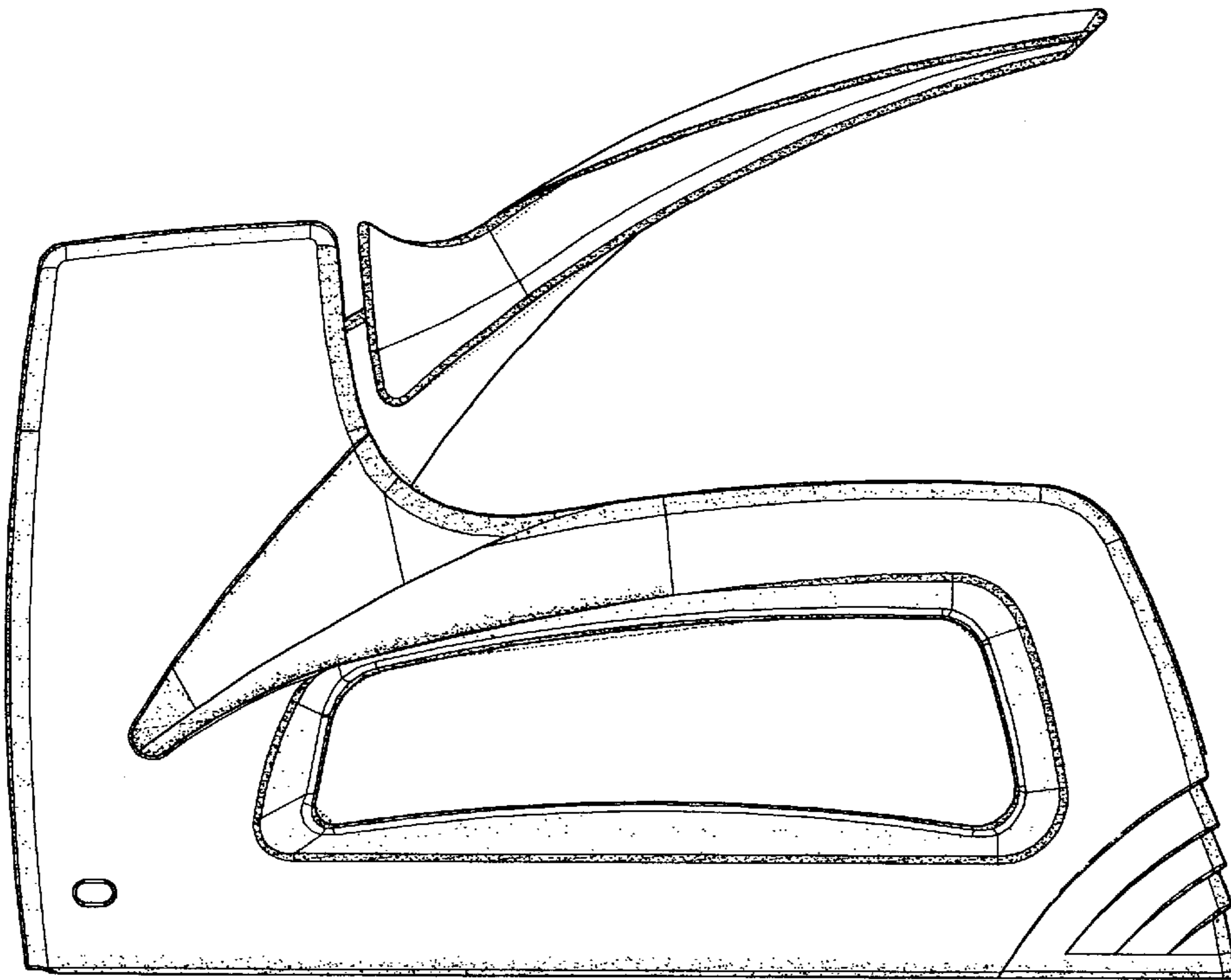


FIG.2

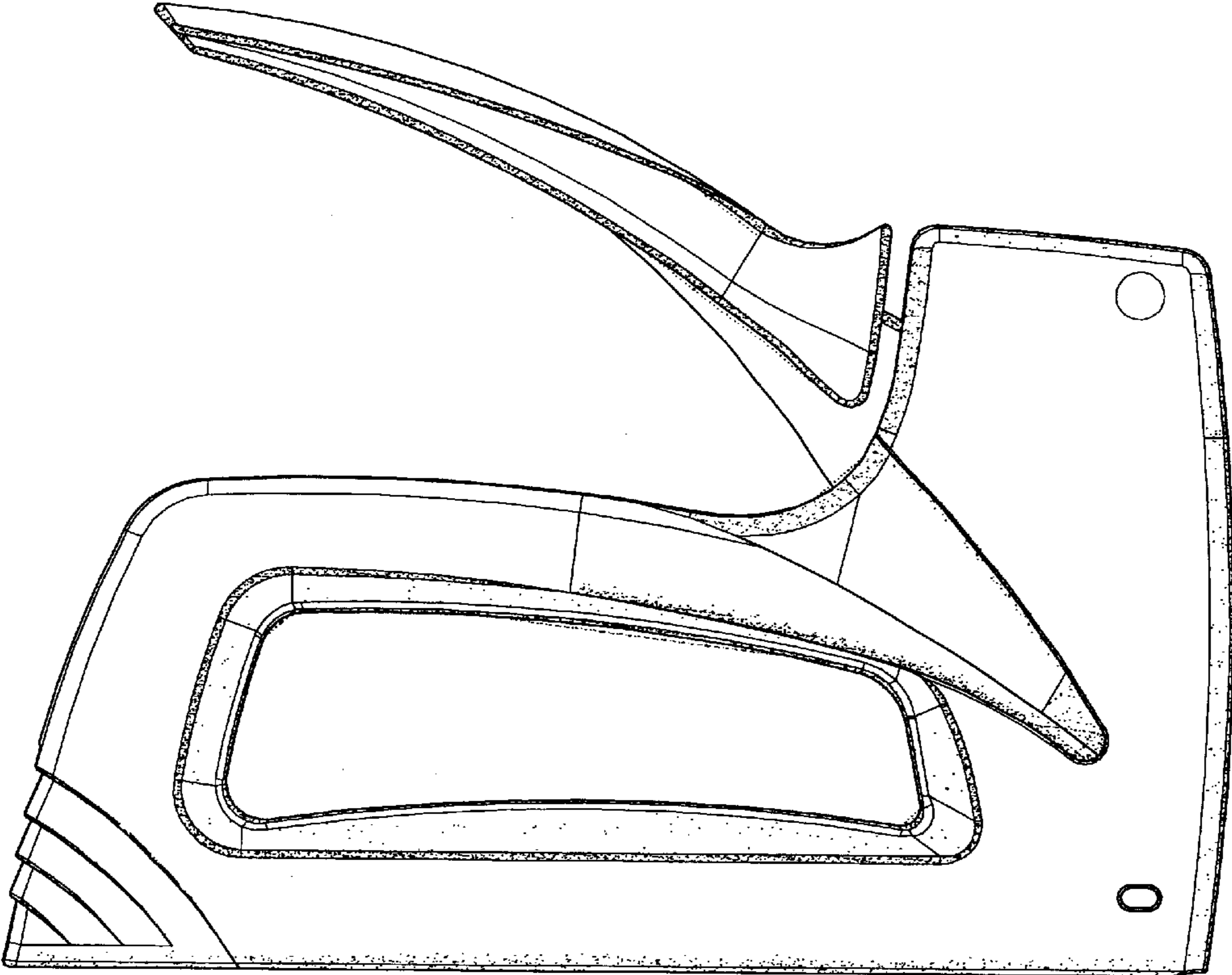


FIG.3

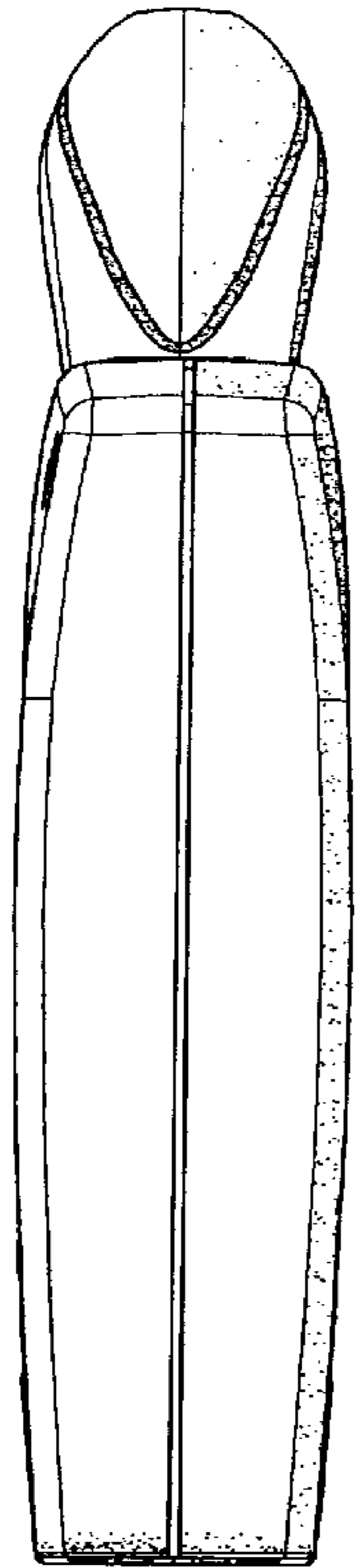


FIG. 4

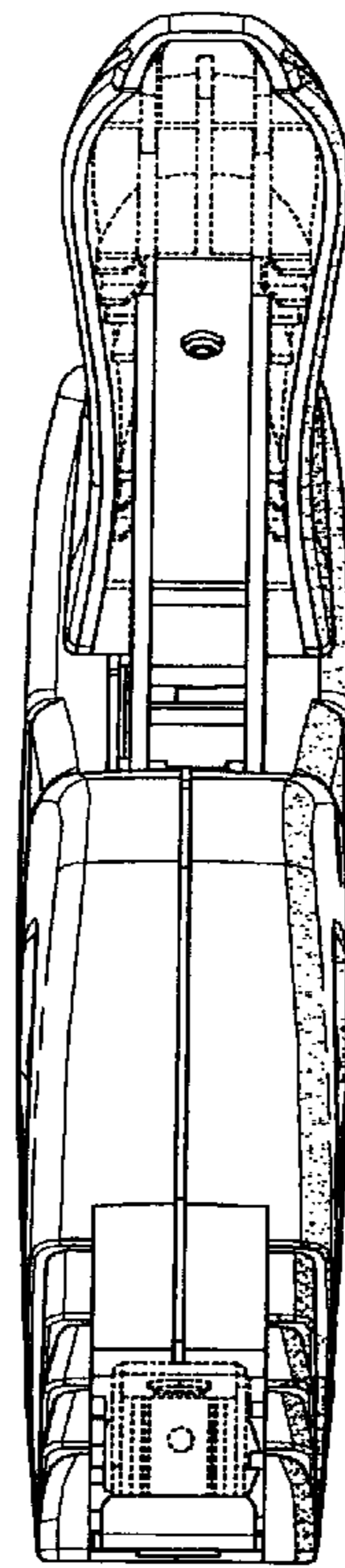


FIG. 5

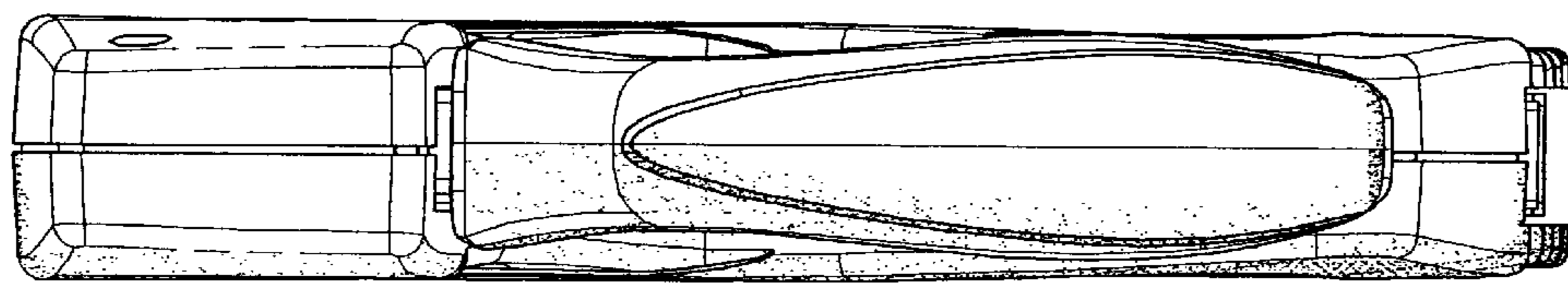


FIG. 6

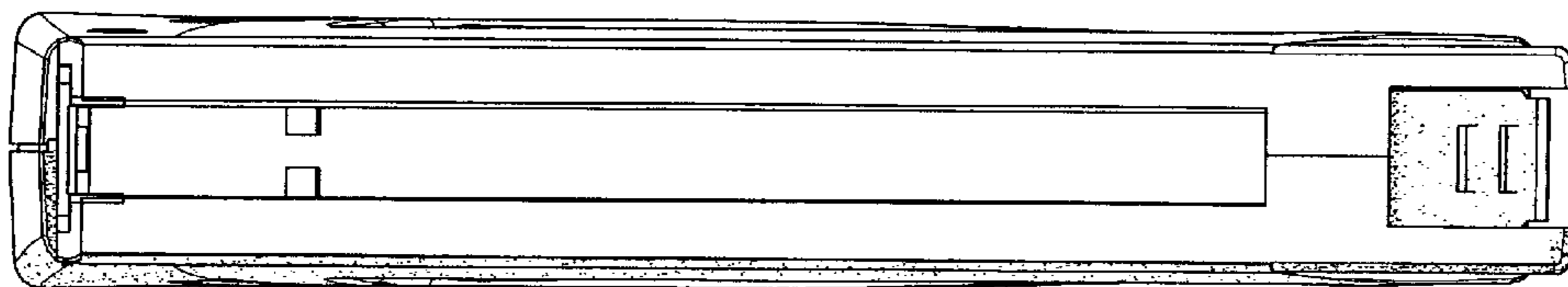


FIG. 7