



US00D518684S

(12) **United States Design Patent**
Kushner

(10) **Patent No.:** **US D518,684 S**

(45) **Date of Patent:** **** Apr. 11, 2006**

(54) **HAMMER FLASK**

(76) **Inventor:** **Robert Gerald Kushner**, Flat G, Block
G Merry Terrace, 4 Seymour Rd.,
Mid-Levels (HK)

(**) **Term:** **14 Years**

(21) **Appl. No.:** **29/225,122**

(22) **Filed:** **Mar. 11, 2005**

(51) **LOC (8) Cl.** **07-01**

(52) **U.S. Cl.** **D7/507; D7/506; D7/510;**
D7/515; D8/75; D8/81; D9/679

(58) **Field of Classification Search** D7/507,
D7/509, 505, 506, 514, 515, 510, 511; D8/77,
D8/75, 81; D9/679; D3/202; 215/12.2, 382;
224/148, 235; 81/22, 20, 45; 324/658, 642;
16/436, DIG. 1; 30/367; 220/703; 206/217
See application file for complete search history.

(56) **References Cited**

U.S. PATENT DOCUMENTS

2,639,804	A	*	5/1953	Merahn	206/217
3,208,724	A	*	9/1965	Vaughan	254/26 R
D237,047	S	*	10/1975	Westrich	D3/202
4,268,927	A	*	5/1981	Bridwell	7/143
D303,195	S	*	9/1989	Devine	D7/515
D360,805	S	*	8/1995	Friedman	D7/515
D364,268	S	*	11/1995	Brown et al.	D3/202
D373,508	S	*	9/1996	Shin	D7/515
D374,797	S	*	10/1996	Squire et al.	D7/515

5,845,364	A	*	12/1998	Chen	16/436
D408,624	S	*	4/1999	Earvin	D3/202
6,128,977	A	*	10/2000	Gierer et al.	81/22
6,158,307	A	*	12/2000	Lamond et al.	81/22
6,188,228	B1	*	2/2001	Philipp	324/658
6,250,181	B1	*	6/2001	Coonrad	81/20
6,266,834	B1	*	7/2001	Walsh et al.	7/144
6,439,419	B1	*	8/2002	Darabi	220/703
6,615,691	B1	*	9/2003	Coonrad	81/20
6,863,629	B1	*	3/2005	Falone et al.	473/520
D505,298	S	*	5/2005	Holt	D7/515
6,945,138	B1	*	9/2005	Kreitzer	81/22

* cited by examiner

Primary Examiner—M. N. Pandozzi

(74) *Attorney, Agent, or Firm*—Stuart Whittington

(57) **CLAIM**

The ornamental design for a hammer flask, as shown and described.

DESCRIPTION

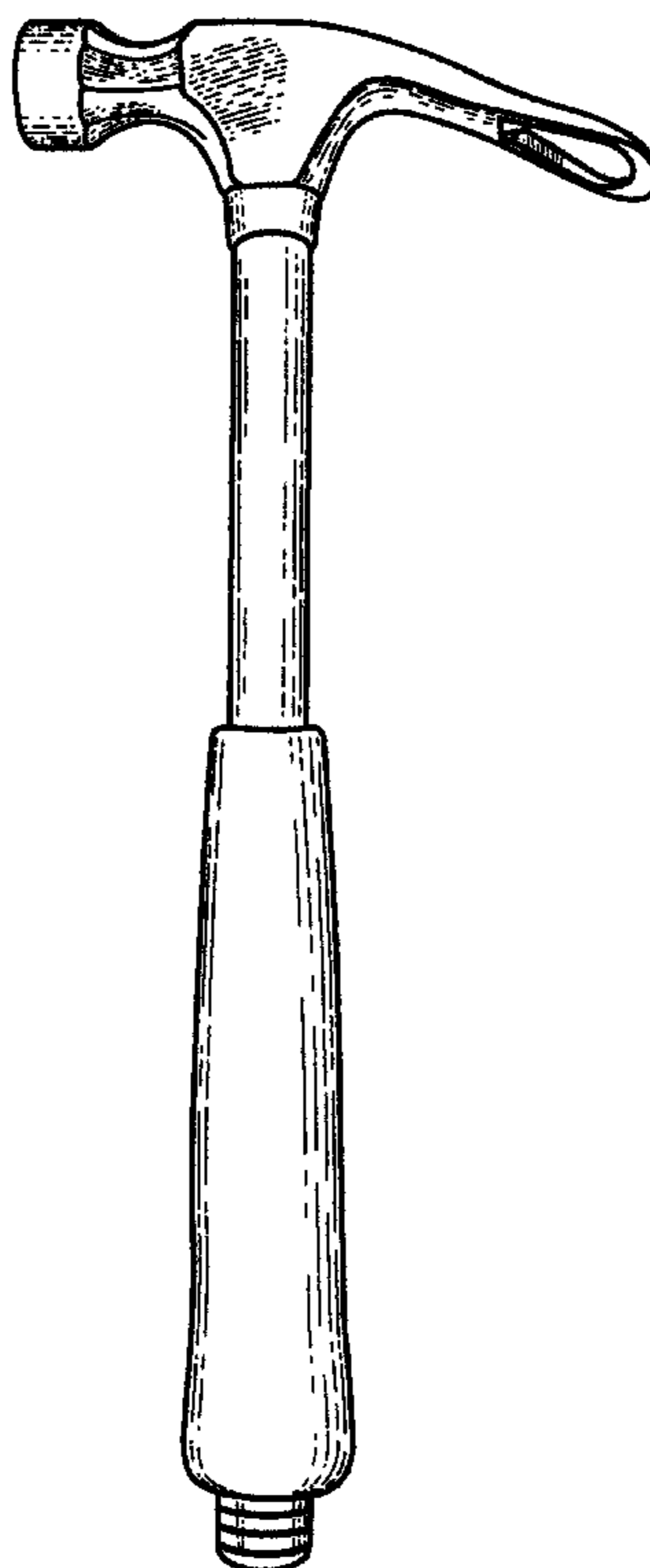
A hammer including a compartment and removable lid for storing a liquid.

FIG. 1 is a front perspective view of a hammer flask showing my new design with the hammer claw configured to removed bottle lids;

FIG. 2 is a top right perspective view thereof; and,

FIG. 3 is an exploded bottom left perspective view thereof, showing the lid in a removed position.

1 Claim, 3 Drawing Sheets



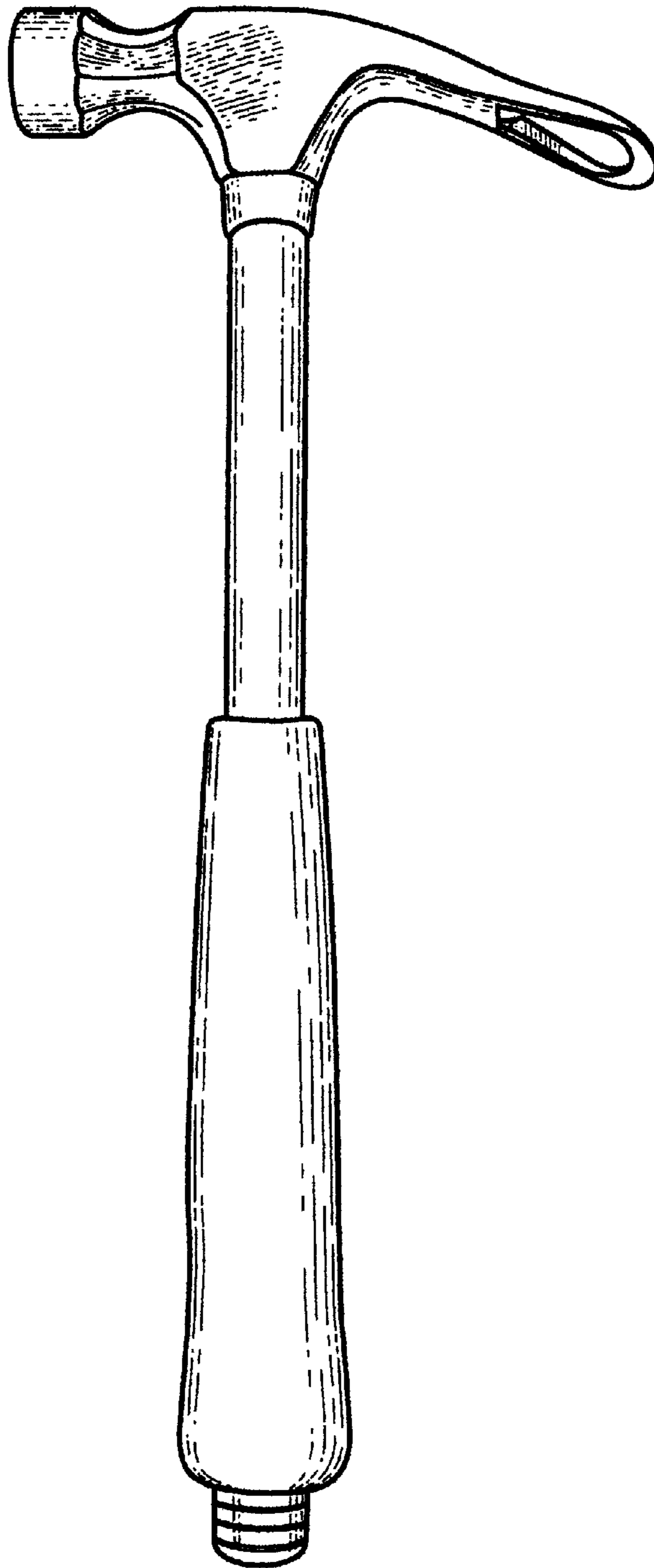


Fig. 1

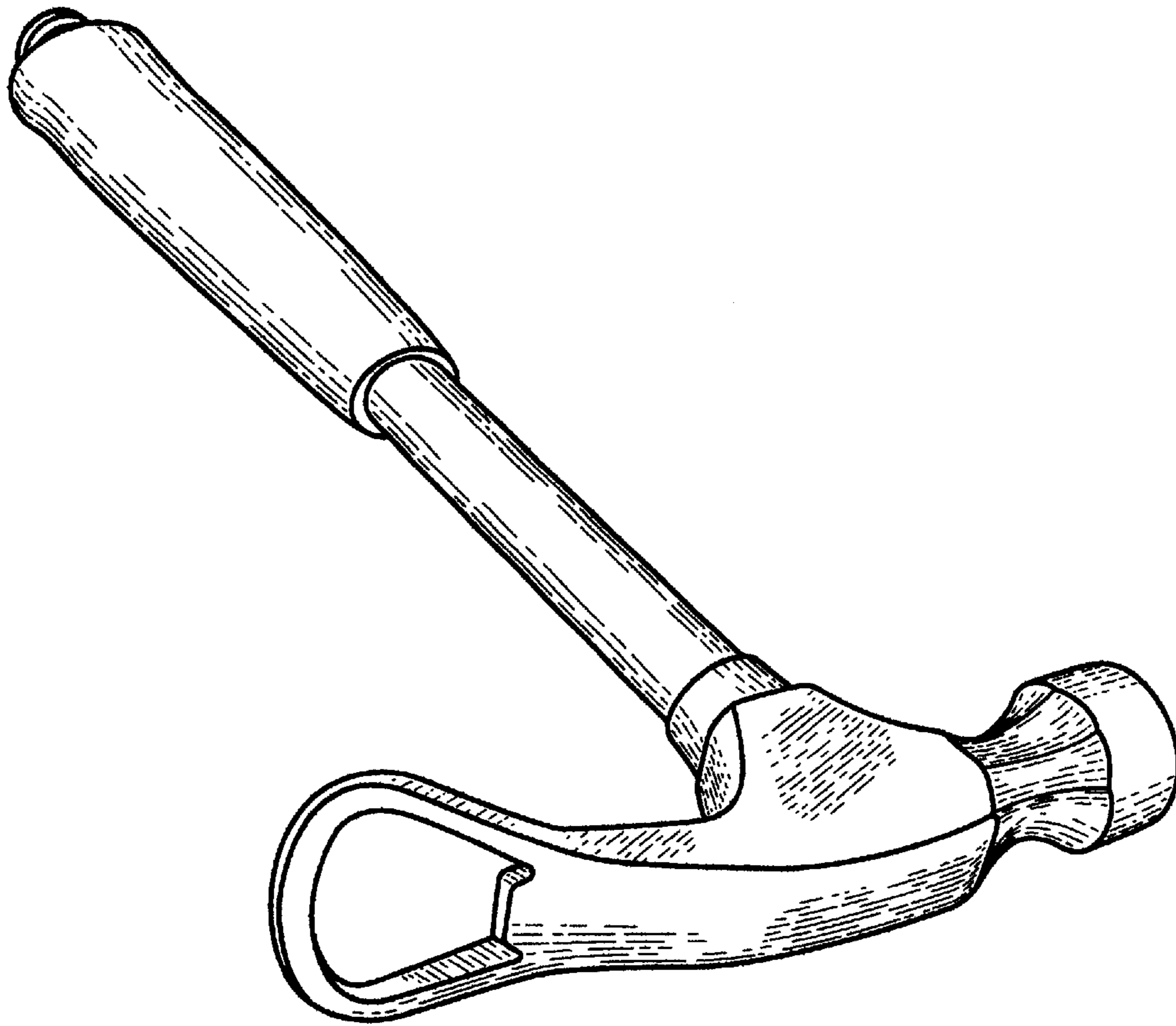


Fig. 2

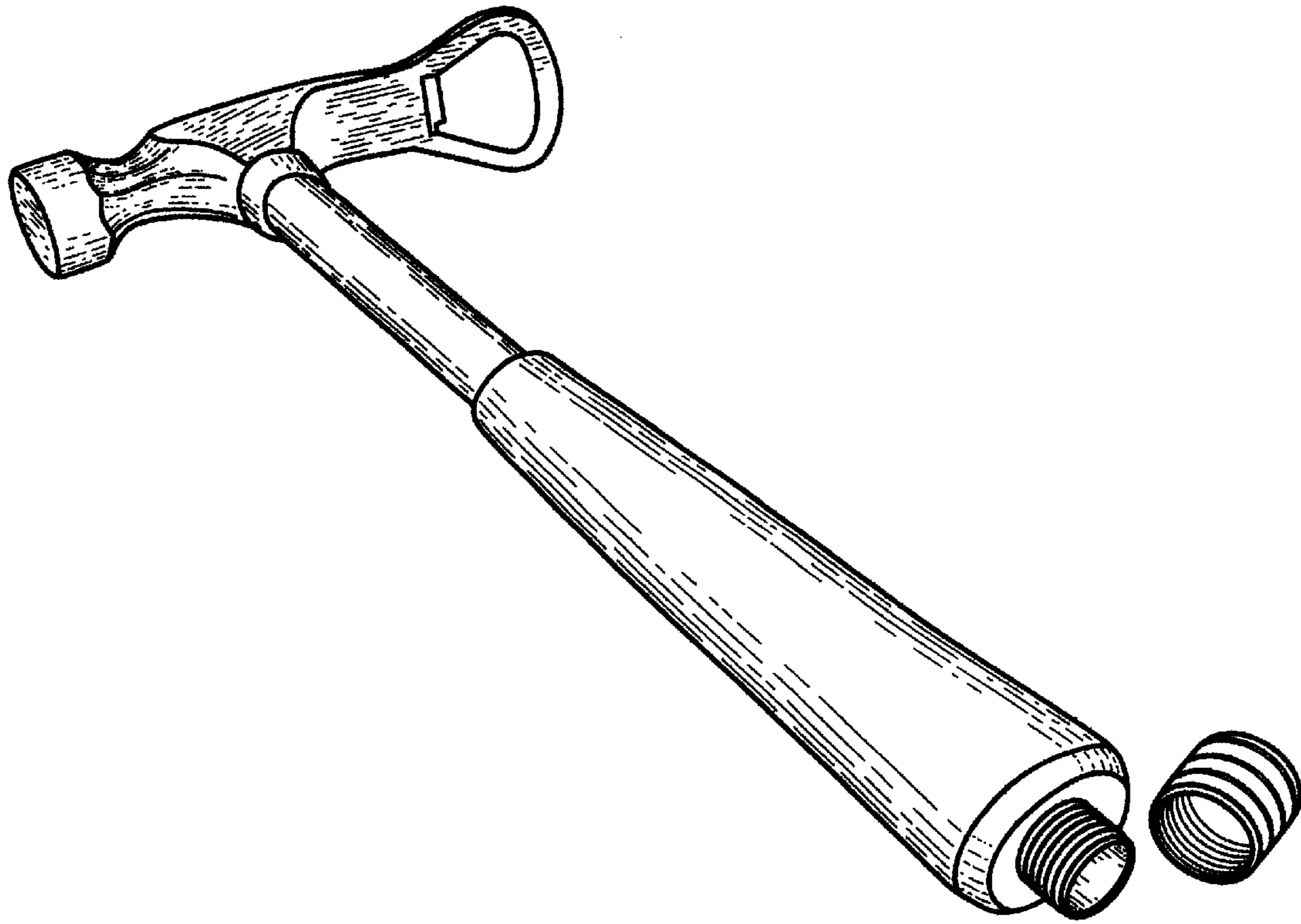


Fig. 3