



US00D518675S

(12) **United States Design Patent**
Perella et al.

(10) **Patent No.:** **US D518,675 S**

(45) **Date of Patent:** **** Apr. 11, 2006**

(54) **STORAGE DEVICE FOR OPTICAL MEDIA SUCH AS CDS**

D484,352 S * 12/2003 Palmer

* cited by examiner

(75) Inventors: **Daniel Perella**, Hudson, OH (US);
Anthony DeCarlo, Bay Village, OH (US);
Vincent Thomson, Avon Lake, OH (US)

Primary Examiner—Celia A. Murphy
(74) *Attorney, Agent, or Firm*—Pillsbury Winthrop Shaw Pittman LLP

(73) Assignee: **IdeaStream Consumer Products LLC**,
Parma, OH (US)

(57) **CLAIM**

The ornamental design for a storage device for optical media such as CDs, as shown and described.

(**) Term: **14 Years**

DESCRIPTION

(21) Appl. No.: **29/181,739**

A portion of the disclosure of this patent document contains material to which a claim for copyright is made. The copyright owner has no objection to the facsimile reproduction of the patent document or the patent disclosure, as it appears in the Patent and Trademark Office patent file or records, but reserves all other copyrights whatsoever.

(22) Filed: **May 16, 2003**

(51) **LOC (8) Cl.** **06-04**

(52) **U.S. Cl.** **D6/632; D6/634; D6/635**

(58) **Field of Classification Search** D3/201,
D3/218; D6/407, 626-635; 206/307.1, 308.1,
206/308.2, 308.3, 309, 311, 312, 387.11,
206/387.12, 387.15; 369/37, 75.2, 291; 379/355
See application file for complete search history.

FIG. 1 is a perspective view of a storage device for optical media such as CDs embodying our new design;

FIG. 2 is a right side view thereof;

FIG. 3 is a left side view thereof;

FIG. 4 is a top plan view thereof;

FIG. 5 is a bottom plan view thereof;

FIG. 6 is a front view thereof; and,

FIG. 7 is a rear view thereof.

The areas of texture shown in FIGS. 1, 4 and 5 are understood to extend across the entire surface.

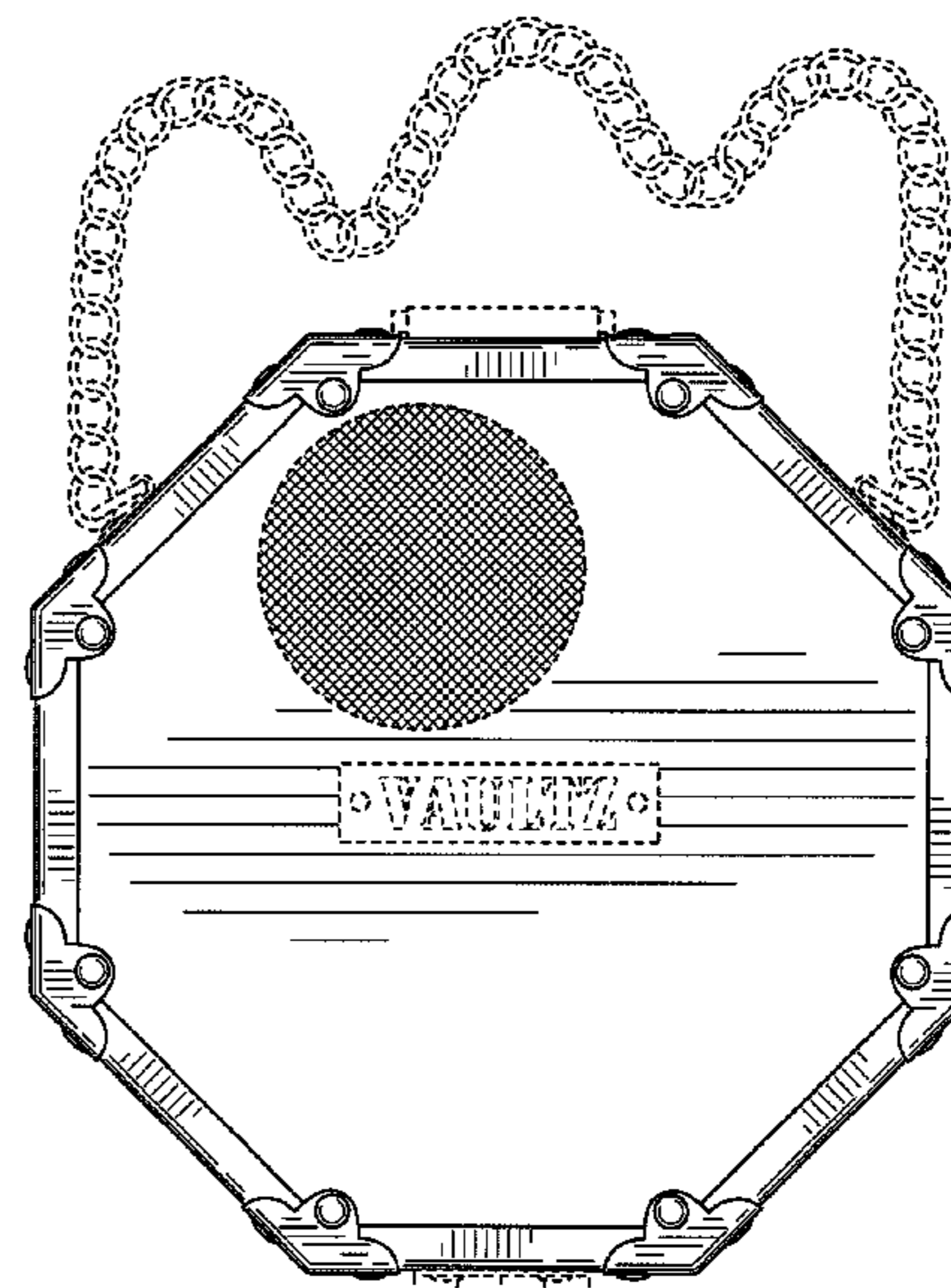
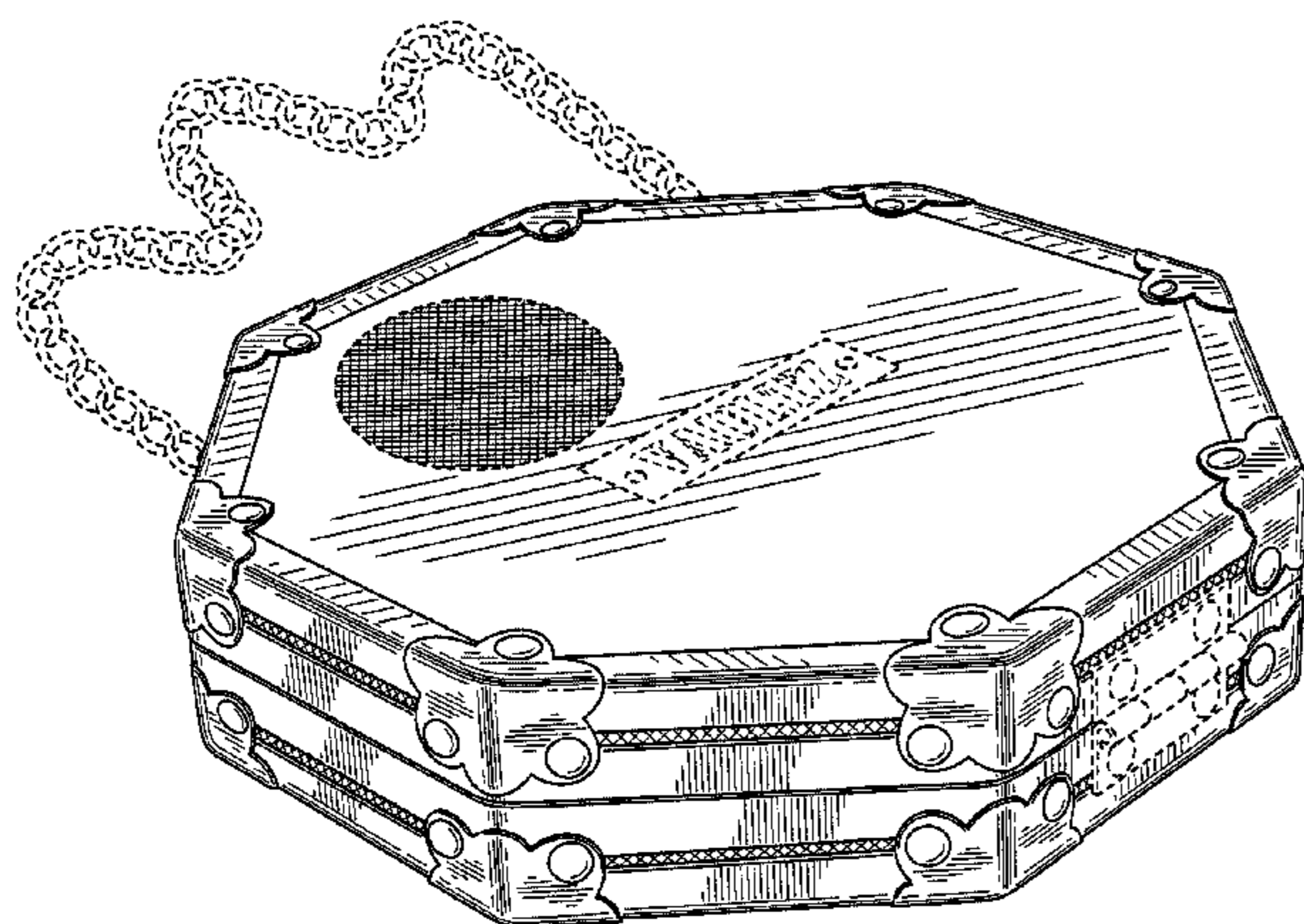
The outermost broken lines showing the logo, hinges and clasp throughout the views, represent the unclaimed boundaries of the design. The boundary lines themselves, form no part of the claim. The broken lines within the boundaries, along with the broken line showing a chain, illustrate the portions of the design that form no part of the claim.

(56) **References Cited**

U.S. PATENT DOCUMENTS

D108,941 S	*	3/1938	Goldberg	
2,558,839 A	*	7/1951	Goldberg	
2,631,725 A	*	3/1953	Miller	
D232,782 S	*	9/1974	Kryter	
D268,380 S	*	3/1983	Thiele	D6/633
D296,153 S	*	6/1988	Reichow	D6/631
D322,884 S	*	1/1992	Martinez	D6/631
D336,983 S	*	7/1993	Roberts et al.	D6/633
D358,055 S	*	5/1995	Long et al.	D6/632
D414,646 S	*	10/1999	Ouguergouz	D6/634
D454,750 S	*	3/2002	Bieda	D6/632

1 Claim, 5 Drawing Sheets



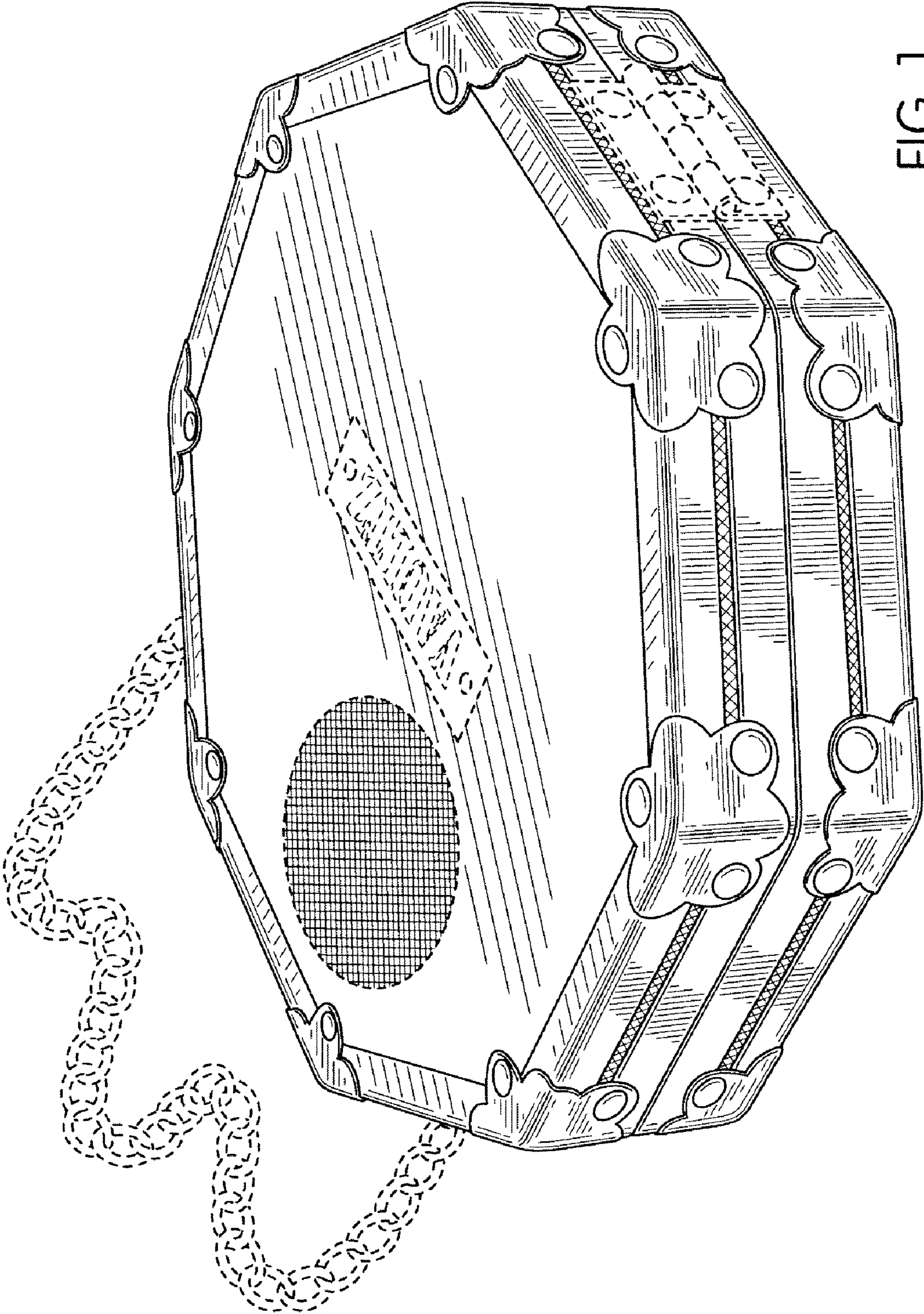


FIG. 1

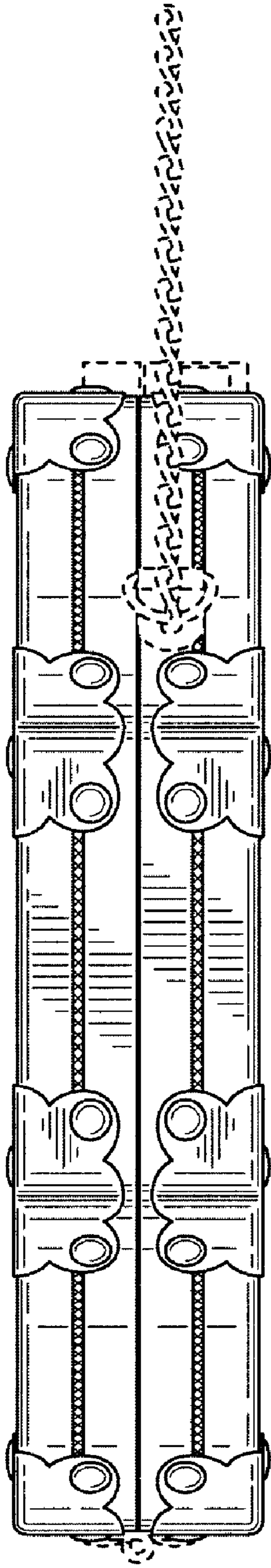


FIG. 2

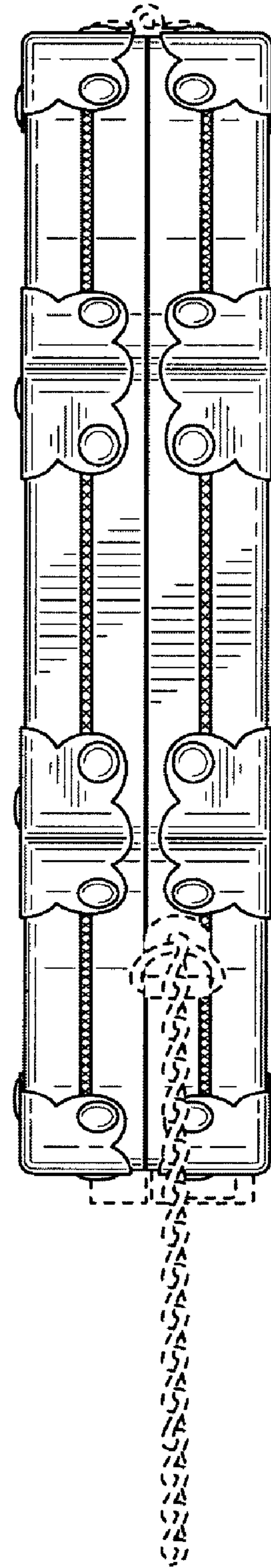


FIG. 3

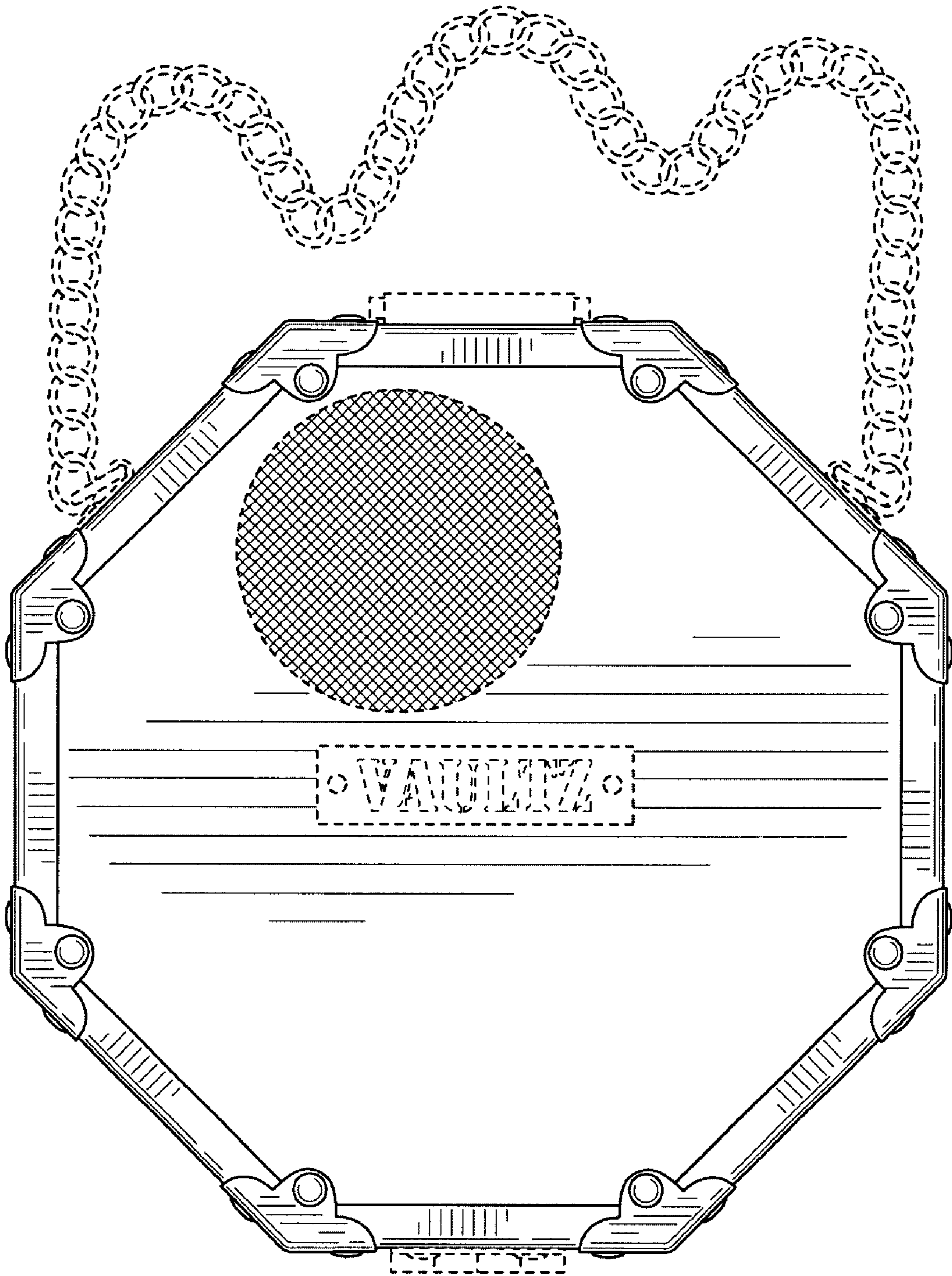


FIG. 4

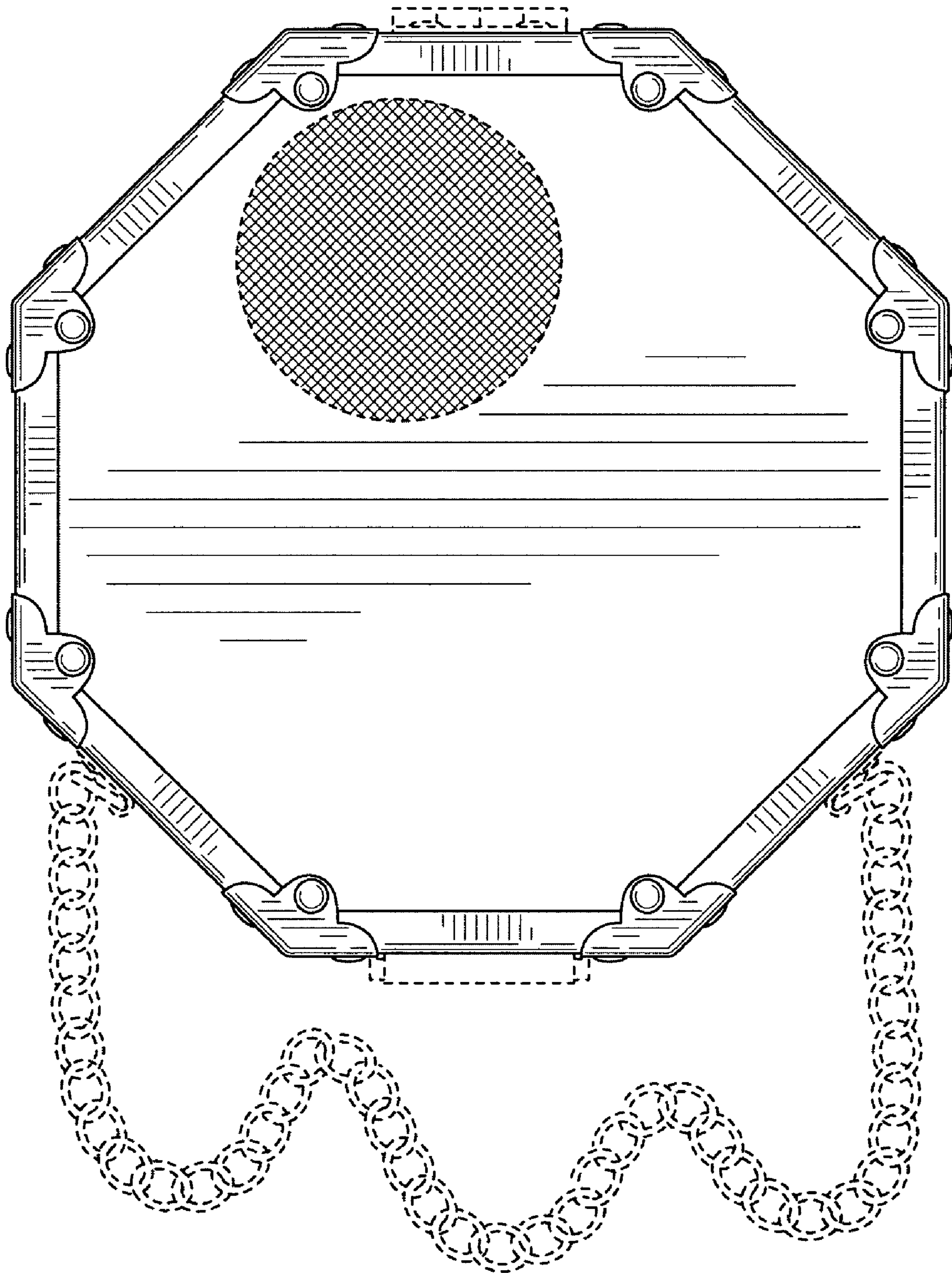


FIG. 5




FIG. 6

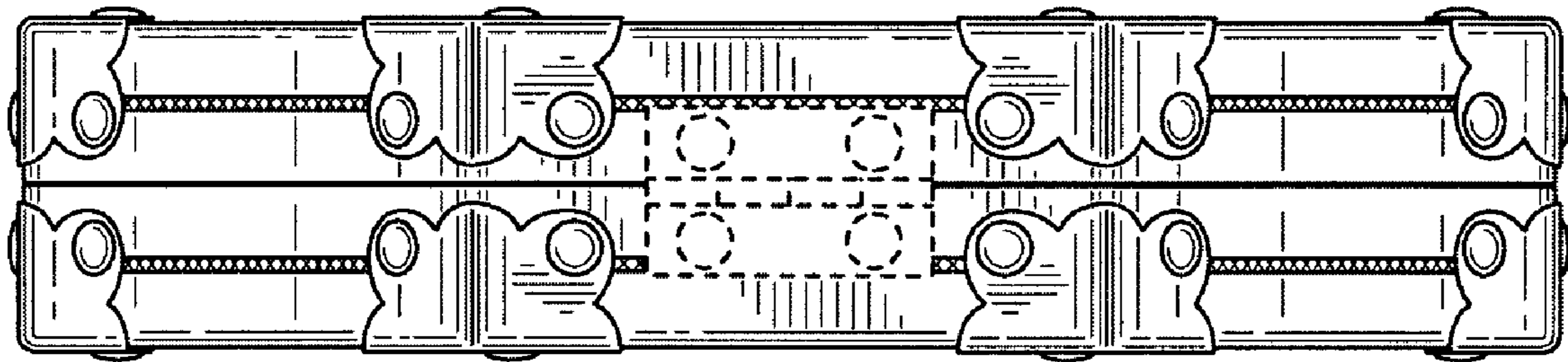


FIG. 7