



US00D518666S

(12) **United States Design Patent**
Kütükçüoğlu

(10) **Patent No.:** **US D518,666 S**

(45) **Date of Patent:** **** Apr. 11, 2006**

(54) **CIGARETTE STAND**

(75) Inventor: **Mehmet Emre Kütükçüoğlu**, Istanbul (TR)

(73) Assignee: **Tekne Mimarlik Dekorasyon Endustriyel Tasarim Sanayi ve Ticaret Limited Sirketi**, Istanbul (TR)

(**) Term: **14 Years**

(21) Appl. No.: **29/202,161**

(22) Filed: **Mar. 29, 2004**

(51) **LOC (8) Cl.** **06-04**

(52) **U.S. Cl.** **D6/479**

(58) **Field of Classification Search** D6/460, D6/461, 468, 470, 473, 474, 477-479; 108/59, 108/91, 92, 96; 211/40, 41.12, 42, 49.1, 50, 211/85.2, 90.04, 187, 190, 119.003, 134.153, 211/87.01, 71.01

See application file for complete search history.

(56) **References Cited**

U.S. PATENT DOCUMENTS

- D222,633 S * 11/1971 Carter et al. D34/21
- 4,441,768 A * 4/1984 Clarkson 312/257.1
- D301,952 S * 7/1989 Everett D6/479
- D314,296 S * 2/1991 Mason D6/479
- D329,155 S * 9/1992 Schremmer D6/479
- D331,160 S * 11/1992 Brunner D6/414

- D342,846 S * 1/1994 Stefanowicz D6/479
- D386,919 S * 12/1997 Adenau et al. D6/473
- D390,729 S * 2/1998 Bauer et al. D6/479
- D402,140 S * 12/1998 Bustos D6/473
- D412,626 S * 8/1999 Johnson et al. D6/433
- 6,053,591 A * 4/2000 Kasanic 312/297
- D456,642 S * 5/2002 Ames D6/479

* cited by examiner

Primary Examiner—Cathron C. Brooks

(74) *Attorney, Agent, or Firm*—Egbert Law Offices

(57) **CLAIM**

I claim the ornamental design for a cigarette stand, as shown and described.

DESCRIPTION

FIG. 1 is a side perspective view of the cigarette stand showing my design;

FIG. 2 is another side perspective view thereof with the front cover extended over the front thereof;


FIG. 3 is an upper perspective view thereof;

FIG. 4 is a top plan view thereof;

FIG. 5 is a front elevational view thereof, showing dotted line figures illustrating placement of cigarette cartons therein; and,

FIG. 6 is a side view thereof, an opposite side view being a mirror image thereof, and also showing dotted line figures. The dotted lines are presented for illustrative purposes and form no part of the claimed design.

1 Claim, 3 Drawing Sheets






FIG. 1




FIG. 2

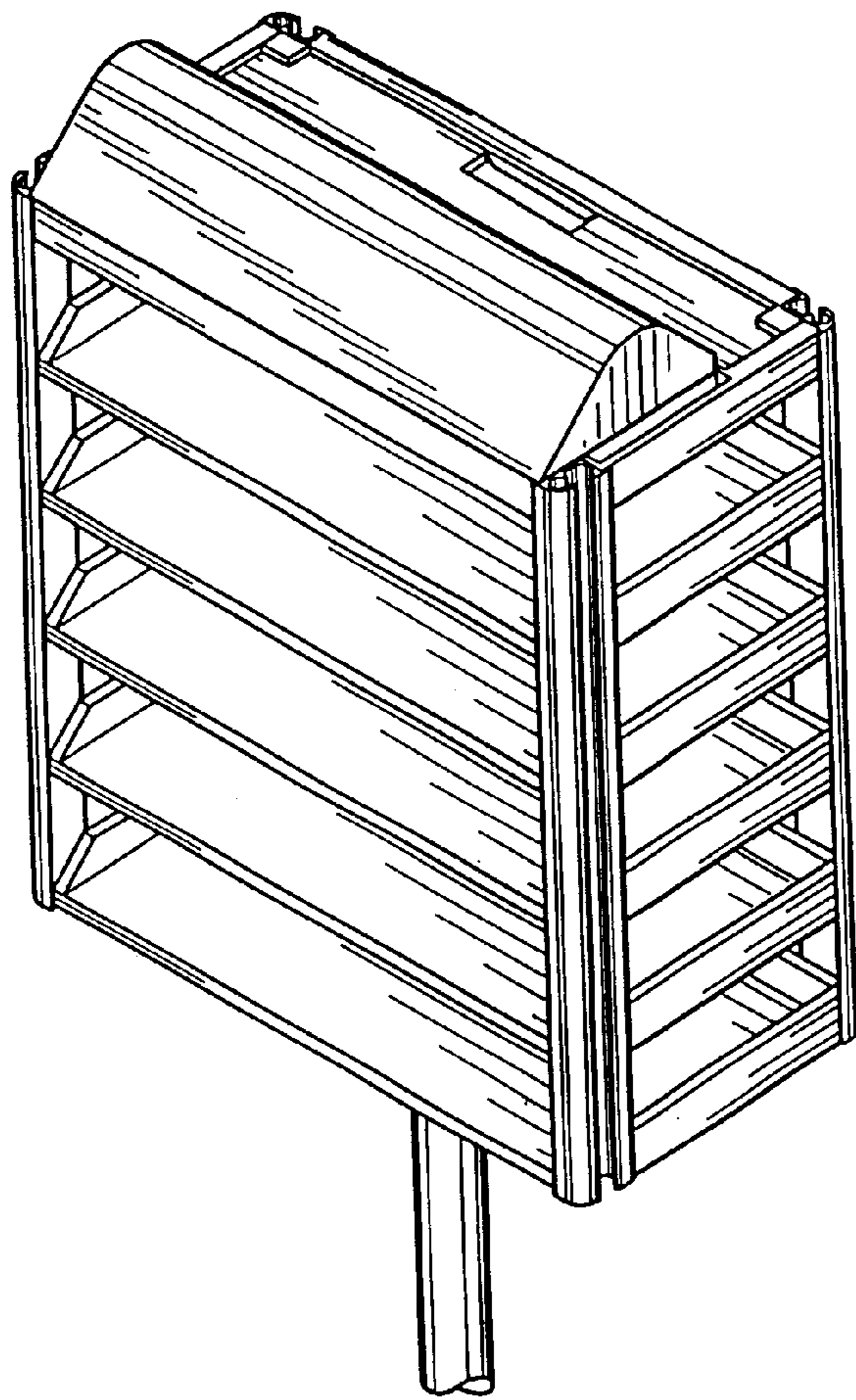


FIG. 3

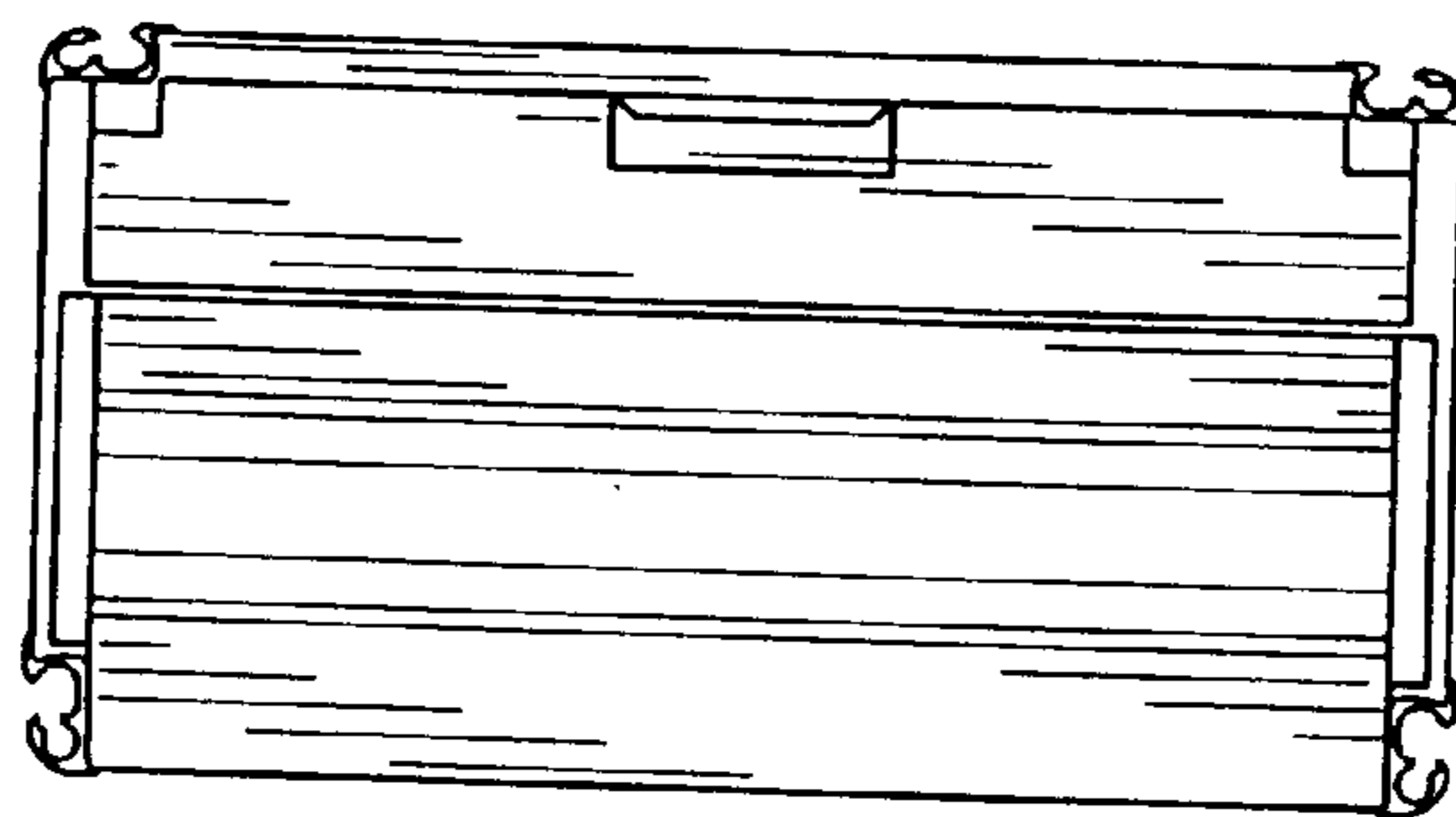


FIG. 4

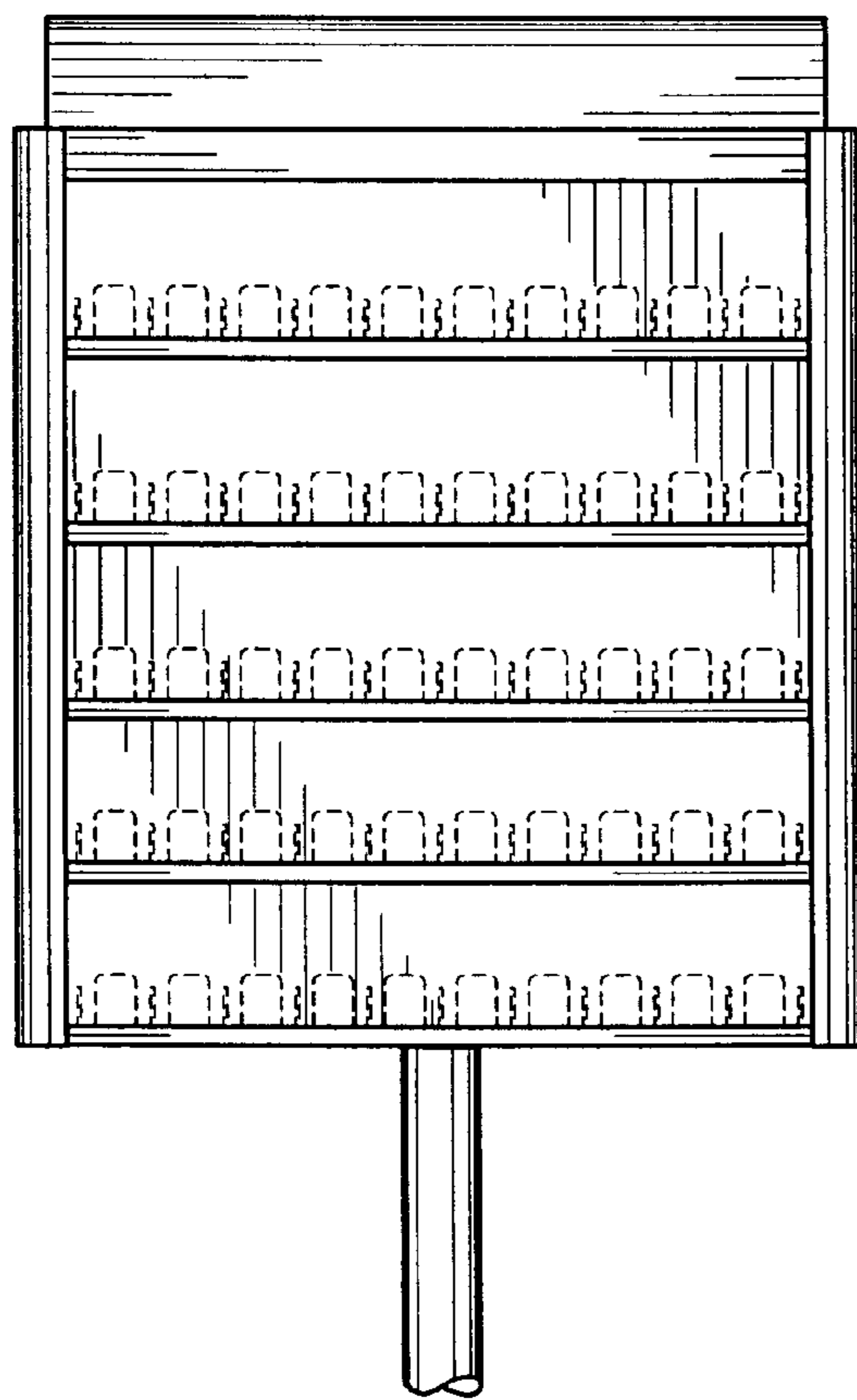


FIG. 5

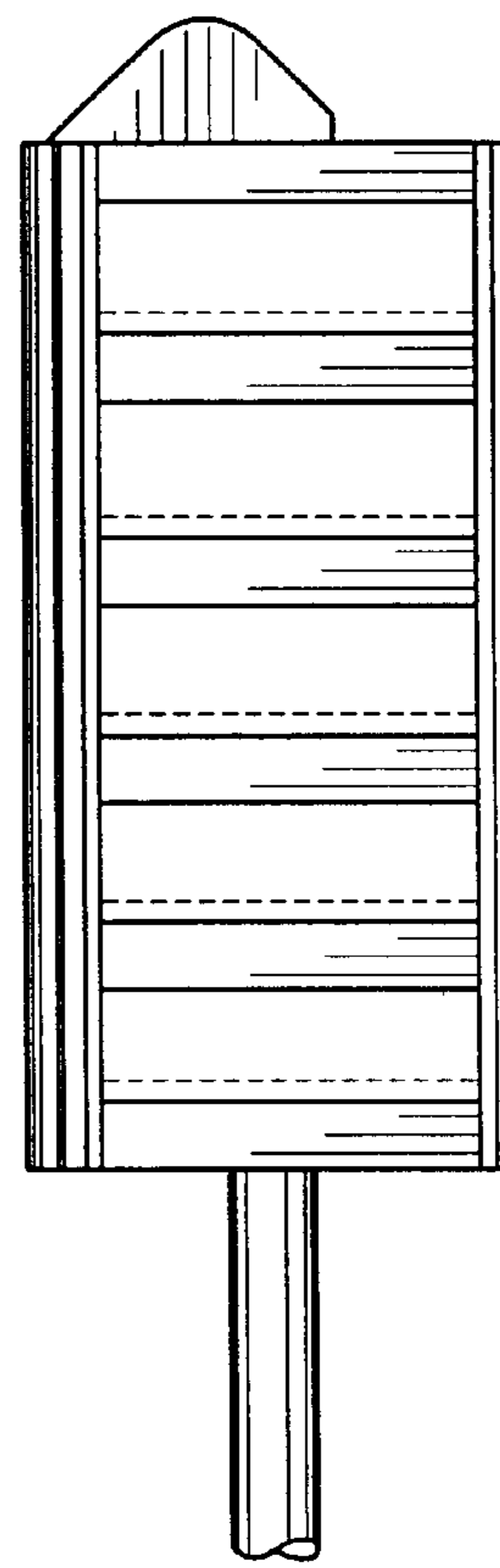


FIG. 6