



US00D518665S

(12) **United States Design Patent**
Palmquist

(10) **Patent No.:** **US D518,665 S**

(45) **Date of Patent:** **** Apr. 11, 2006**

(54) **STILT AND BOX SHELVING UNIT**

(76) **Inventor:** **Mark S. Palmquist**, 2240 Hall Pl.,
NW., Washington, DC (US) 20007

(**) **Term:** **14 Years**

(21) **Appl. No.:** **29/228,209**

(22) **Filed:** **Apr. 21, 2005**

(51) **LOC (8) Cl.** **06-04**

(52) **U.S. Cl.** **D6/478**

(58) **Field of Classification Search** D6/460,
D6/461, 465, 468, 474, 477-479, 571, 574;
108/11, 65, 137, 59, 91, 92, 96; 211/42, 85,
211/87.01, 90.01, 107, 111, 119.003, 134,
211/186, 153, 189, 195, 201, 175
See application file for complete search history.

(56) **References Cited**

U.S. PATENT DOCUMENTS

3,790,241	A	*	2/1974	Messina	D6/479
D233,294	S	*	10/1974	Goulder	D6/474
D256,196	S	*	8/1980	Kates	D6/478
D256,197	S	*	8/1980	Kates	D6/478
D259,317	S	*	5/1981	Gilmore	D6/478

D279,946	S	*	8/1985	Willburn	D6/479
D301,413	S	*	6/1989	Rosen	D6/436
D301,812	S	*	6/1989	Handler et al.	D6/414
D303,879	S	*	10/1989	Williams	D6/478
D332,015	S	*	12/1992	Brunner	D6/477
D440,079	S	*	4/2001	Wohlford	D6/479

* cited by examiner

Primary Examiner—Cathron C. Brooks


(57) **CLAIM**

The ornamental design for stilt and box shelving unit, as shown and described.

DESCRIPTION

FIG. 1 is a perspective view of my new design;
FIG. 2 is a front elevational view thereof;
FIG. 3 is a rear elevational view thereof;
FIG. 4 is a top view thereof;
FIG. 5 is a bottom view thereof; and,
FIG. 6 is a right side view thereof, the left side being a mirror image.
The broken lines shown in FIG. 6 are for illustrative purposes only and form no part of the claimed design.

1 Claim, 5 Drawing Sheets






Fig. 1

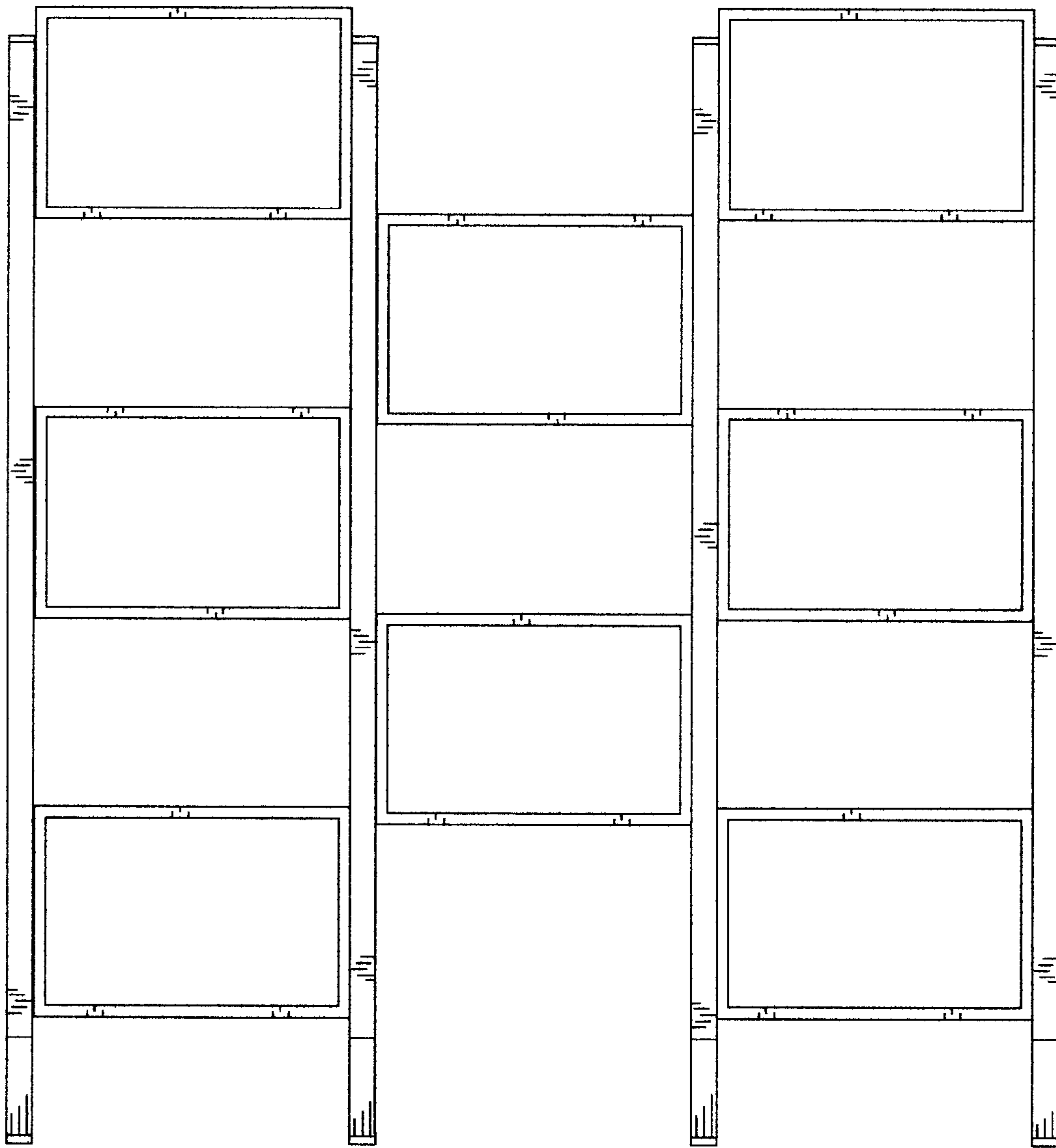


Fig. 2

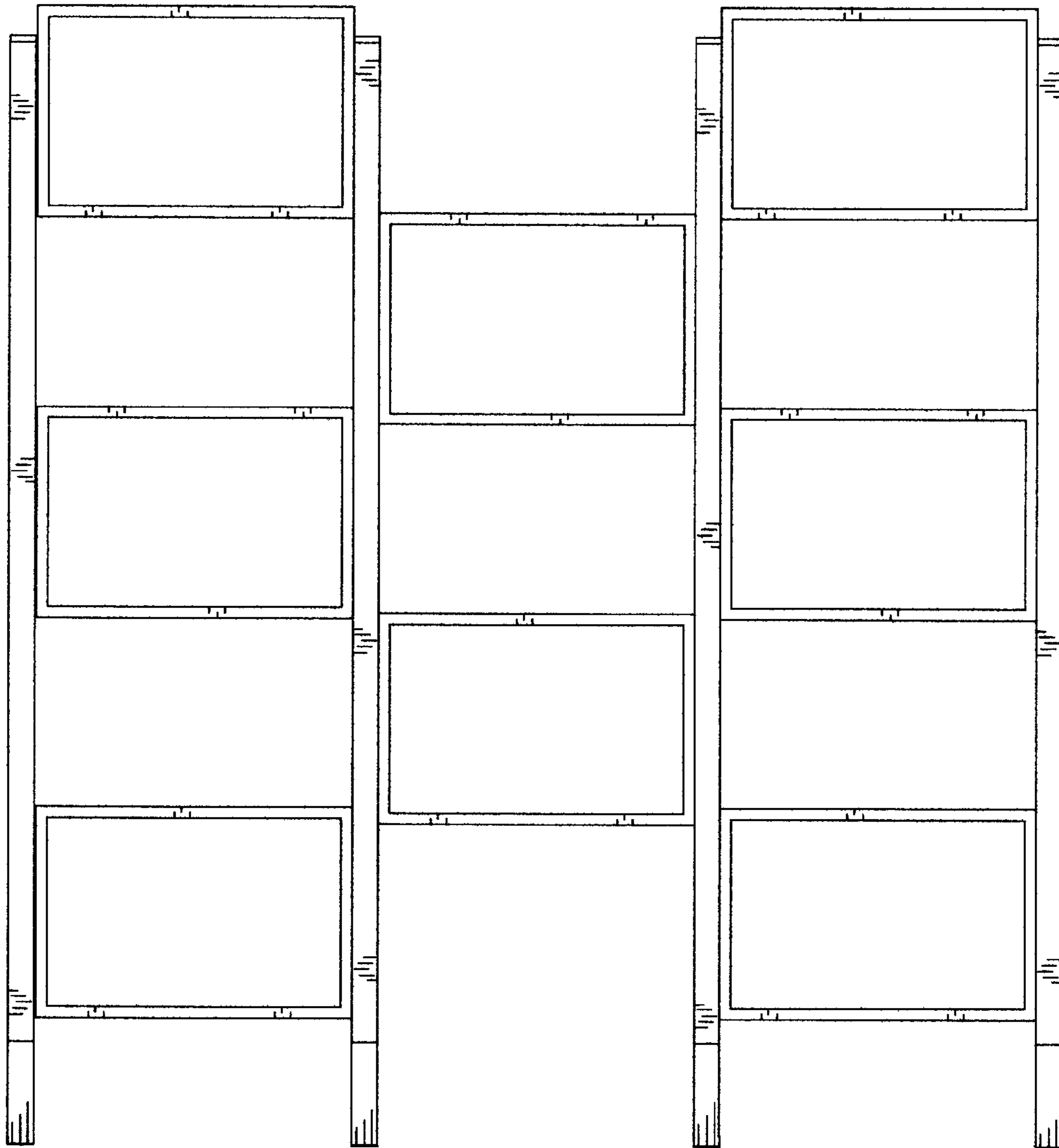


Fig. 3

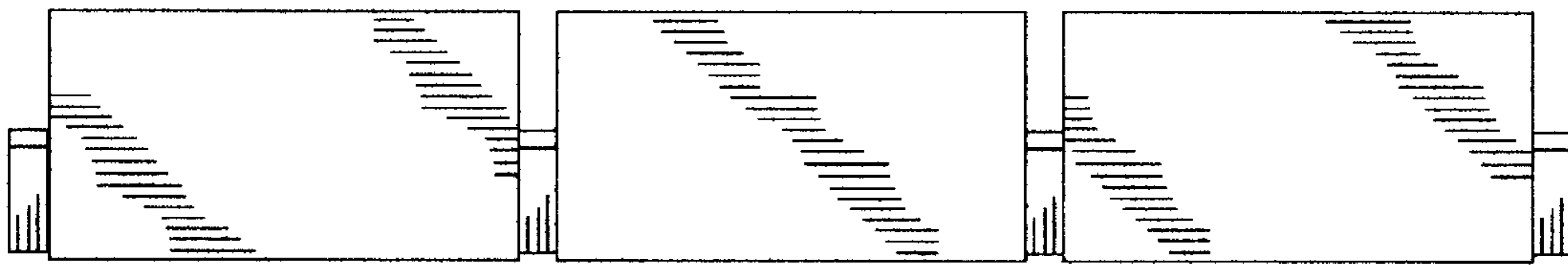


Fig. 4




Fig. 5

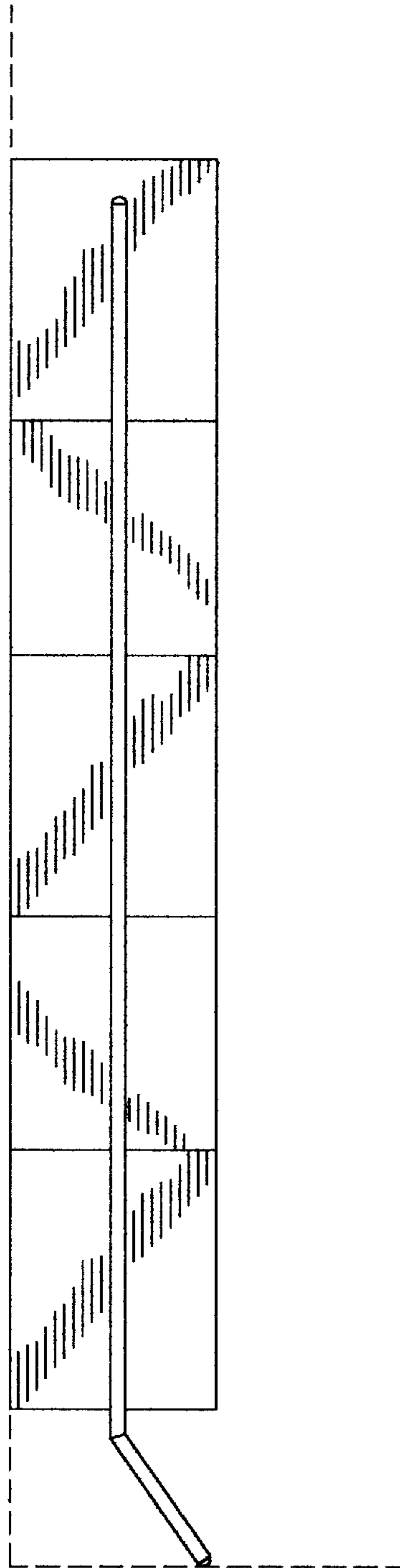


Fig. 6