



US00D518661S

(12) **United States Design Patent**  
**Mendini**

(10) **Patent No.: US D518,661 S**

(45) **Date of Patent: \*\* Apr. 11, 2006**

(54) **WATCH SALES COUNTER**

(75) Inventor: **Francesco Mendini**, Milan (IT)

(73) Assignee: **Swatch AG (Swatch SA) (Swatch Ltd.)**, Bienne (CH)

(\*\*) Term: **14 Years**

(21) Appl. No.: **29/198,451**

(22) Filed: **Jan. 29, 2004**

**Related U.S. Application Data**

(62) Division of application No. 29/165,218, filed on Aug. 7, 2002, now Pat. No. Des. 492,506.

(30) **Foreign Application Priority Data**

Feb. 8, 2002 (WO) ..... DM/058 855

(51) **LOC (8) Cl.** ..... **06-04**

(52) **U.S. Cl.** ..... **D6/436; D6/441**

(58) **Field of Classification Search** ..... D6/436,  
D6/440, 441, 468, 477-479; D19/77, 78,  
D19/90; 108/59, 60; 211/42, 50, 85.26, 133.1,  
211/134; 312/140.1, 140.2  
See application file for complete search history.

(56) **References Cited**

**U.S. PATENT DOCUMENTS**

D141,097 S \* 5/1945 Pinanski ..... D6/440

D142,049 S	*	8/1945	Waddell	.....	D6/436
D260,213 S	*	8/1981	Crespi	.....	D6/436
D325,832 S	*	5/1992	Allen	.....	D6/470
D331,847 S	*	12/1992	Allen	.....	D6/470
D367,383 S	*	2/1996	Hatrick-Smith	.....	D6/470
D373,488 S	*	9/1996	Johnson	.....	D6/436
D429,089 S	*	8/2000	Swensson et al.	.....	D6/437
D446,406 S	*	8/2001	Aeberhard	.....	D6/441
D457,350 S	*	5/2002	Jeup	.....	D6/441
D460,877 S	*	7/2002	Waisbrod et al.	.....	D6/441
D472,070 S	*	3/2003	de Carolis	.....	D6/441
D492,506 S	*	7/2004	Mendini	.....	D6/436
D497,736 S	*	11/2004	Mercier	.....	D6/441
D508,345 S	*	8/2005	Mendini	.....	D6/436

\* cited by examiner

*Primary Examiner*—Cathron C. Brooks

(74) *Attorney, Agent, or Firm*—Cohen IP; Donald J. Ranft

(57) **CLAIM**

The ornamental design for a watch sales counter, as shown and described.

**DESCRIPTION**

FIG. 1 is a back view of my new ornamental design for a watch sales counter;

FIG. 2 is a front view thereof;

FIG. 3 is a top view thereof;

FIG. 4 is a bottom view thereof;

FIG. 5 is a perspective back view thereof; and,

FIG. 6 is a perspective front view thereof.

**1 Claim, 2 Drawing Sheets**




FIG. 1

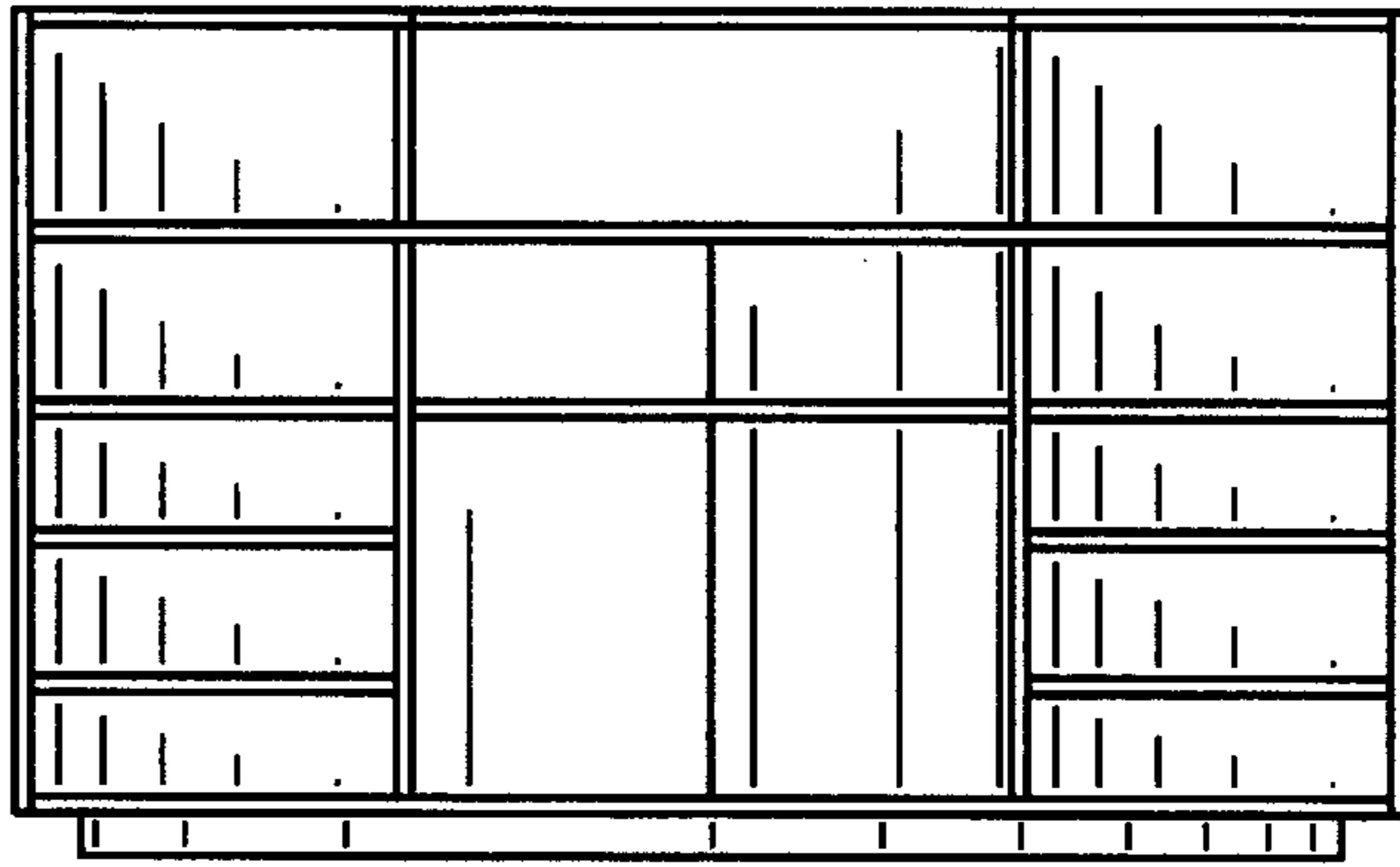


FIG. 2

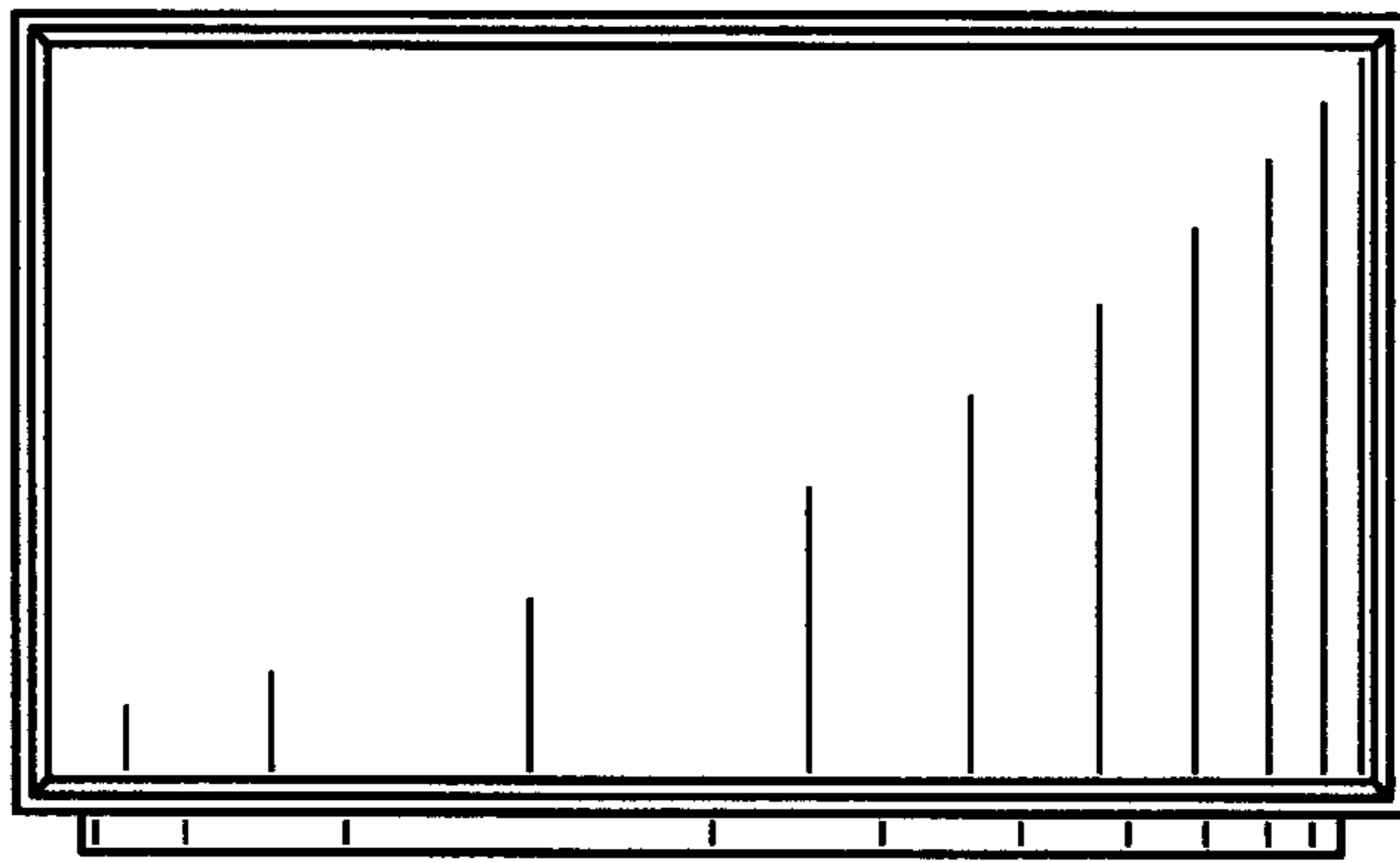


FIG. 3

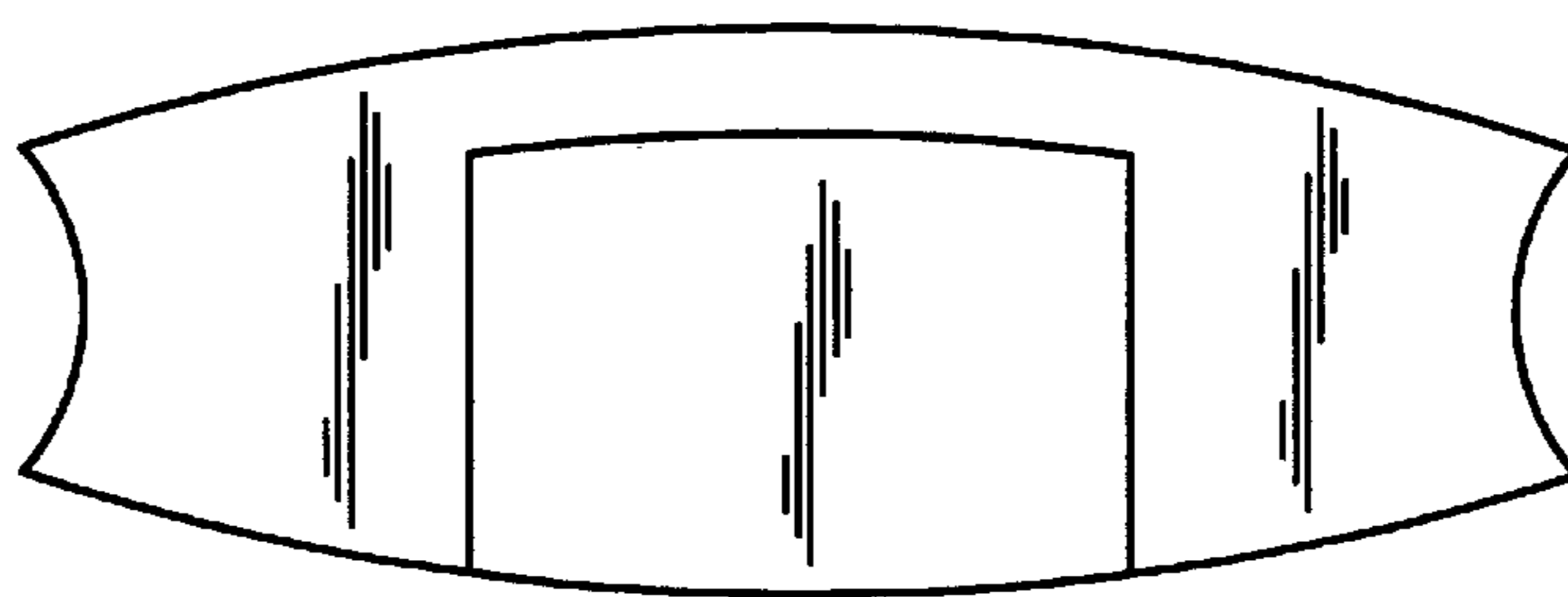
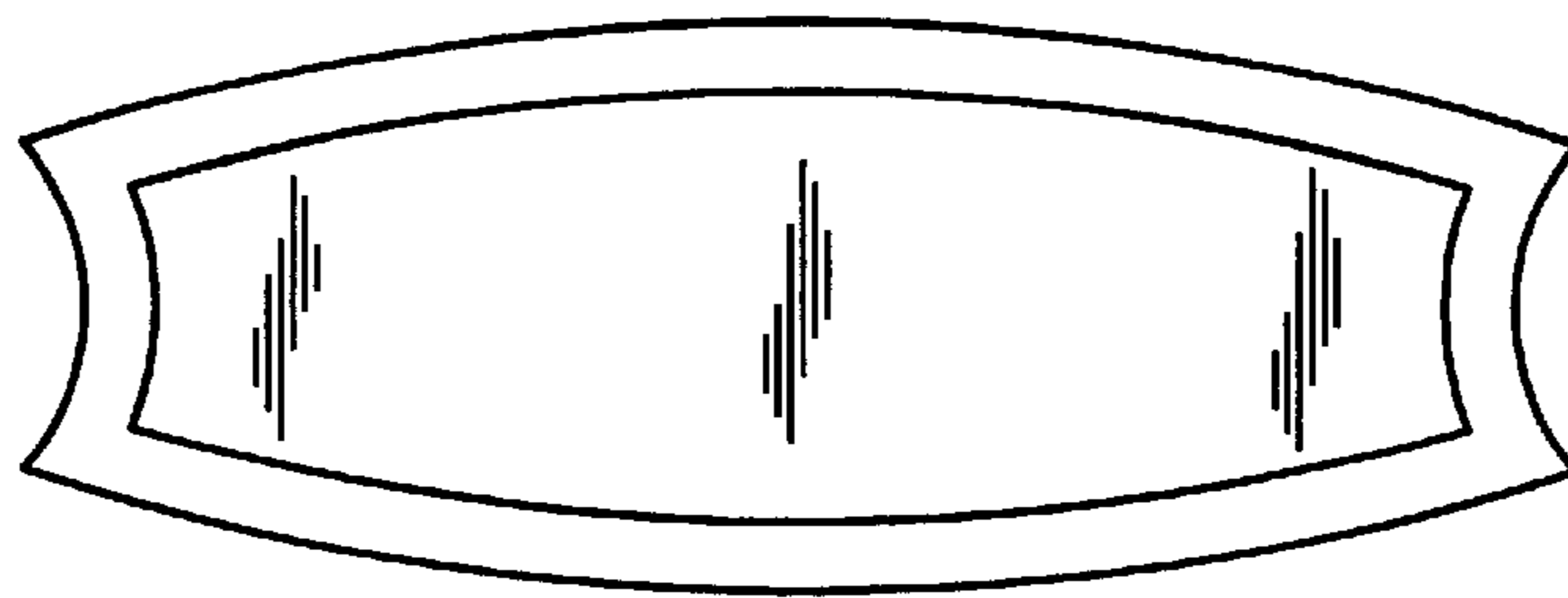


FIG. 4






FIG. 5

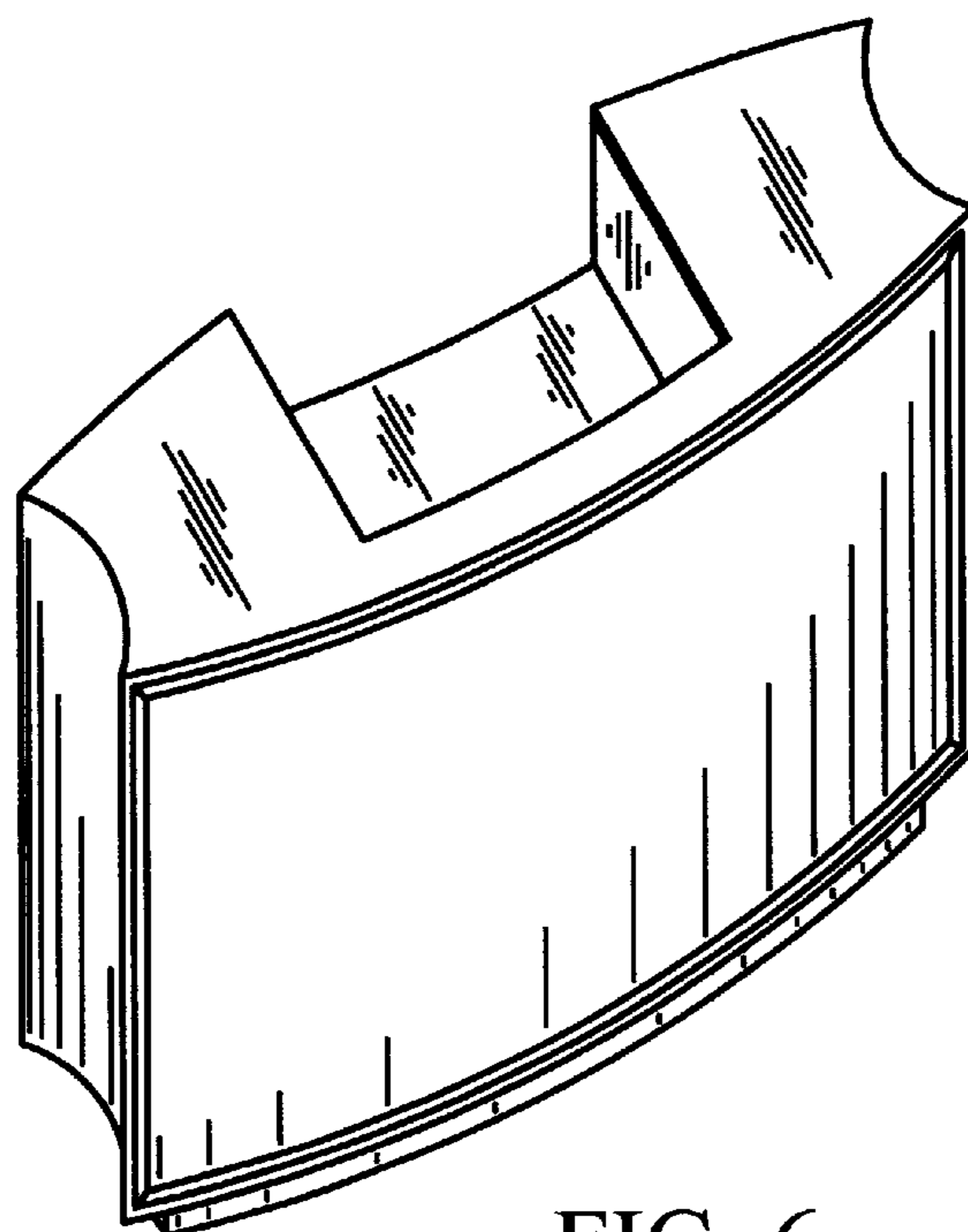


FIG. 6